



Trap #	Date	Species	Count	Percent
FC-001	LIGHT	Larimer	Magic Carpet	
		09/03/2015	Culex tarsalis	2 100 %
		Trap Total		2
<ul style="list-style-type: none"> ■ Aedes-Oc ■ Anopheles ■ Culex ■ Culiseta ■ Other 				
FC-004	LIGHT	Larimer	Bighorn Drive	
		08/31/2015	Aedes (Oc.) dorsalis	2 2 %
		08/31/2015	Aedes vexans	87 80 %
		08/31/2015	Culex pipiens	16 15 %
		08/31/2015	Culex tarsalis	3 3 %
		08/31/2015	Culiseta inornata	1 1 %
Trap Total			109	
<ul style="list-style-type: none"> ■ Aedes-Oc ■ Anopheles ■ Culex ■ Culiseta ■ Other 				
FC-006	LIGHT	Larimer	North Linden	
		08/31/2015	Aedes (Oc.) dorsalis	2 2 %
		08/31/2015	Aedes (Oc.) hendersoni	1 1 %
		08/31/2015	Aedes vexans	101 79 %
		08/31/2015	Culex pipiens	12 9 %
		08/31/2015	Culex tarsalis	12 9 %
Trap Total			128	
<ul style="list-style-type: none"> ■ Aedes-Oc ■ Anopheles ■ Culex ■ Culiseta ■ Other 				
FC-011	LIGHT	Larimer	Golden Currant	
		09/02/2015	Aedes (Oc.) dorsalis	1 17 %
		09/02/2015	Aedes vexans	2 33 %
		09/02/2015	Culex pipiens	3 50 %
Trap Total			6	
<ul style="list-style-type: none"> ■ Aedes-Oc ■ Anopheles ■ Culex ■ Culiseta ■ Other 				
FC-014	LIGHT	Larimer	Fort Collins Vistors Center	
		08/31/2015	Aedes (Oc.) dorsalis	33 43 %
		08/31/2015	Aedes vexans	20 26 %
		08/31/2015	Culex pipiens	16 21 %
		08/31/2015	Culex tarsalis	7 9 %
		08/31/2015	Culiseta inornata	1 1 %




Trap #	Date	Species	Count	Percent		
Trap Total			77		<ul style="list-style-type: none"> ■ Aedes-Oc ■ Anopheles ■ Culex ■ Culiseta ■ Other 	
FC-015	LIGHT	Larimer	Stuart and Dorset			
	09/02/2015	Aedes vexans	3	43 %		
	09/02/2015	Culex pipiens	3	43 %		
	09/02/2015	Culex tarsalis	1	14 %		
Trap Total			7		<ul style="list-style-type: none"> ■ Aedes-Oc ■ Anopheles ■ Culex ■ Culiseta ■ Other 	
FC-019	LIGHT	Larimer	Edora Park			
	08/31/2015	Aedes (Oc.) dorsalis	1	2 %		
	08/31/2015	Aedes vexans	30	57 %		
	08/31/2015	Culex pipiens	9	17 %		
	08/31/2015	Culex tarsalis	10	19 %		
	08/31/2015	Culiseta inornata	3	6 %		
Trap Total			53		<ul style="list-style-type: none"> ■ Aedes-Oc ■ Anopheles ■ Culex ■ Culiseta ■ Other 	
FC-023	LIGHT	Larimer	Boltz			
	09/01/2015	Aedes (Oc.) dorsalis	1	2 %		
	09/01/2015	Aedes (Oc.) nigromaculi	1	2 %		
	09/01/2015	Aedes vexans	17	42 %		
	09/01/2015	Culex pipiens	15	38 %		
	09/01/2015	Culex tarsalis	5	12 %		
	09/01/2015	Culiseta inornata	1	2 %		
Trap Total			40		<ul style="list-style-type: none"> ■ Aedes-Oc ■ Anopheles ■ Culex ■ Culiseta ■ Other 	
FC-027	LIGHT	Larimer	San Luis			
	09/01/2015	Aedes vexans	30	48 %		
	09/01/2015	Culex pipiens	25	40 %		
	09/01/2015	Culex tarsalis	8	13 %		



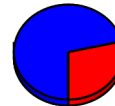
Trap #	Date	Species	Count	Percent	
Trap Total			63		<ul style="list-style-type: none"> ■ Aedes-Oc ■ Anopheles ■ Culex ■ Culiseta ■ Other
FC-029	LIGHT	Larimer	Bens Park		
	09/03/2015	Aedes (Oc.) dorsalis	3	7 %	
	09/03/2015	Aedes vexans	21	49 %	
	09/03/2015	Culex pipiens	15	35 %	
	09/03/2015	Culex tarsalis	3	7 %	
	09/03/2015	<u>Culiseta inornata</u>	<u>1</u>	<u>2 %</u>	
Trap Total			43		<ul style="list-style-type: none"> ■ Aedes-Oc ■ Anopheles ■ Culex ■ Culiseta ■ Other
FC-029g	GRAVID	Larimer	Bens Park		
	09/03/2015	Culex pipiens	105	99 %	
	09/03/2015	<u>Culiseta inornata</u>	<u>1</u>	<u>1 %</u>	
Trap Total			106		<ul style="list-style-type: none"> ■ Aedes-Oc ■ Anopheles ■ Culex ■ Culiseta ■ Other
FC-031	LIGHT	Larimer	Willow Springs		
	09/01/2015	Aedes (Oc.) dorsalis	3	15 %	
	09/01/2015	Aedes vexans	6	30 %	
	09/01/2015	Culex pipiens	4	20 %	
	09/01/2015	Culex tarsalis	4	20 %	
	09/01/2015	<u>Culiseta inornata</u>	<u>3</u>	<u>15 %</u>	
Trap Total			20		<ul style="list-style-type: none"> ■ Aedes-Oc ■ Anopheles ■ Culex ■ Culiseta ■ Other
FC-034	LIGHT	Larimer	Country Club		
	08/31/2015	Aedes vexans	25	71 %	
	08/31/2015	Culex pipiens	5	14 %	
	08/31/2015	<u>Culex tarsalis</u>	<u>5</u>	<u>14 %</u>	
Trap Total			35		<ul style="list-style-type: none"> ■ Aedes-Oc ■ Anopheles ■ Culex ■ Culiseta ■ Other




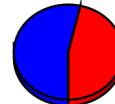
Trap #	Date	Species	Count	Percent
FC-036	LIGHT	Larimer	Hemlock	
	08/31/2015	Aedes (Oc.) dorsalis	9	12 %
	08/31/2015	Aedes vexans	54	72 %
	08/31/2015	Culex pipiens	2	3 %
	08/31/2015	Culex tarsalis	10	13 %
		Trap Total	75	



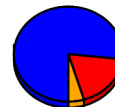
FC-037	LIGHT	Larimer	Chelsea Ridge	
	09/03/2015	Aedes (Oc.) dorsalis	3	21 %
	09/03/2015	Aedes vexans	7	50 %
	09/03/2015	Culex tarsalis	4	29 %
		Trap Total	14	



FC-038	LIGHT	Larimer	Lochside Lane	
	08/31/2015	Aedes (Oc.) dorsalis	10	12 %
	08/31/2015	Aedes vexans	35	42 %
	08/31/2015	Culex pipiens	13	15 %
	08/31/2015	Culex tarsalis	26	31 %
		Trap Total	84	




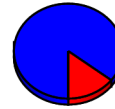
FC-039	LIGHT	Larimer	Fossil Creek South (Greenstone)	
	09/01/2015	Aedes (Oc.) dorsalis	19	44 %
	09/01/2015	Aedes (Oc.) nigromaculi	1	2 %
	09/01/2015	Aedes vexans	13	30 %
	09/01/2015	Culex pipiens	3	7 %
	09/01/2015	Culex tarsalis	5	12 %
	09/01/2015	Culiseta inornata	2	5 %
		Trap Total	43	



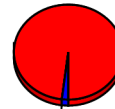
FC-040	LIGHT	Larimer	Redwood	
	08/31/2015	Aedes (Oc.) dorsalis	8	6 %
	08/31/2015	Aedes vexans	104	79 %




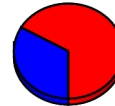
Trap #	Date	Species	Count	Percent
	08/31/2015	Culex pipiens	12	9 %
	08/31/2015	Culex tarsalis	7	5 %
		Trap Total	131	




FC-040g GRAVID	Larimer	Redwood		
	08/31/2015	Aedes vexans	2	2 %
	08/31/2015	Culex pipiens	103	98 %
		Trap Total	105	



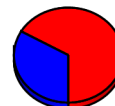
FC-041 LIGHT	Larimer	Fishback		
	09/02/2015	Aedes vexans	6	33 %
	09/02/2015	Culex pipiens	8	44 %
	09/02/2015	Culex tarsalis	4	22 %
		Trap Total	18	



FC-046 LIGHT	Larimer	725 Westshore Court		
	09/01/2015	Aedes (Oc.) dorsalis	1	2 %
	09/01/2015	Aedes vexans	30	58 %
	09/01/2015	Culex pipiens	15	29 %
	09/01/2015	Culex tarsalis	5	10 %
	09/01/2015	Culiseta inornata	1	2 %
		Trap Total	52	



FC-047 LIGHT	Larimer	Keenland & Twin Oak		
	09/01/2015	Aedes vexans	3	33 %
	09/01/2015	Culex pipiens	5	56 %
	09/01/2015	Culex tarsalis	1	11 %
		Trap Total	9	





Trap #	Date	Species	Count	Percent
FC-049	LIGHT	Larimer Casa Grande and Downing		
		09/02/2015	Aedes vexans	2 33 %
		09/02/2015	Culex pipiens	4 67 %
		Trap Total		6
<ul style="list-style-type: none"> ■ Aedes-Oc ■ Anopheles ■ Culex ■ Culiseta ■ Other 				
FC-050	LIGHT	Larimer Golden Meadows Ditch		
		09/01/2015	Aedes vexans	41 39 %
		09/01/2015	Culex pipiens	57 54 %
		09/01/2015	Culex tarsalis	2 2 %
		09/01/2015	Culiseta inornata	5 5 %
Trap Total		105		
<ul style="list-style-type: none"> ■ Aedes-Oc ■ Anopheles ■ Culex ■ Culiseta ■ Other 				
FC-052	LIGHT	Larimer 603 Gilgalad Way		
		09/02/2015	Aedes (Oc.) dorsalis	1 9 %
		09/02/2015	Aedes vexans	7 64 %
		09/02/2015	Culex tarsalis	3 27 %
Trap Total		11		
<ul style="list-style-type: none"> ■ Aedes-Oc ■ Anopheles ■ Culex ■ Culiseta ■ Other 				
FC-053	LIGHT	Larimer Egret and Rookery		
		08/31/2015	Aedes (Oc.) dorsalis	78 64 %
		08/31/2015	Aedes vexans	38 31 %
		08/31/2015	Culex pipiens	1 1 %
		08/31/2015	Culex tarsalis	4 3 %
Trap Total		121		
<ul style="list-style-type: none"> ■ Aedes-Oc ■ Anopheles ■ Culex ■ Culiseta ■ Other 				
FC-054	LIGHT	Larimer 737 Parliament Court		
		09/03/2015	Aedes vexans	32 84 %
		09/03/2015	Culex pipiens	2 5 %
		09/03/2015	Culex tarsalis	4 11 %



Trap #	Date	Species	Count	Percent	
Trap Total			38		<ul style="list-style-type: none"> ■ Aedes-Oc ■ Anopheles ■ Culex ■ Culiseta ■ Other
FC-057	LIGHT	Larimer	Registry Ridge- End of Ranger Dr		
	09/03/2015	Aedes (Oc.) dorsalis	9	69 %	<ul style="list-style-type: none"> ■ Aedes-Oc ■ Anopheles ■ Culex ■ Culiseta ■ Other
	09/03/2015	Aedes vexans	2	15 %	
	09/03/2015	Culiseta inornata	2	15 %	
	Trap Total		13		
FC-058	LIGHT	Larimer	Spring Creek Trail @ Michener Dr		
	09/02/2015	Aedes vexans	1	25 %	<ul style="list-style-type: none"> ■ Aedes-Oc ■ Anopheles ■ Culex ■ Culiseta ■ Other
	09/02/2015	Culex tarsalis	2	50 %	
	09/02/2015	Culiseta inornata	1	25 %	
	Trap Total		4		
FC-059	LIGHT	Larimer	Springwood and Lockwood		
	09/01/2015	Aedes vexans	85	80 %	<ul style="list-style-type: none"> ■ Aedes-Oc ■ Anopheles ■ Culex ■ Culiseta ■ Other
	09/01/2015	Culex pipiens	14	13 %	
	09/01/2015	Culex tarsalis	7	7 %	
	Trap Total		106		
FC-060	LIGHT	Larimer	808 Pondersosa		
	09/02/2015	Aedes vexans	2	33 %	<ul style="list-style-type: none"> ■ Aedes-Oc ■ Anopheles ■ Culex ■ Culiseta ■ Other
	09/02/2015	Culex pipiens	2	33 %	
	09/02/2015	Culex tarsalis	2	33 %	
	Trap Total		6		
FC-061	LIGHT	Larimer	Holley Environ. Plant Research Ctr		
	09/02/2015	Aedes vexans	5	38 %	
	09/02/2015	Culex pipiens	4	31 %	




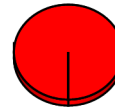
Trap #	Date	Species	Count	Percent	
	09/02/2015	Culex tarsalis	4	31 %	
		Trap Total	13		
					<ul style="list-style-type: none"> ■ Aedes-Oc ■ Anopheles ■ Culex ■ Culiseta ■ Other
FC-062	LIGHT	Larimer	Waters Edge at Blue Mesa		
	09/03/2015	Aedes vexans	1	33 %	
	09/03/2015	Culex pipiens	1	33 %	
	09/03/2015	Culex tarsalis	1	33 %	
		Trap Total	3		
					<ul style="list-style-type: none"> ■ Aedes-Oc ■ Anopheles ■ Culex ■ Culiseta ■ Other
FC-063	LIGHT	Larimer	Red Fox Meadows FCNA		
	09/02/2015	Aedes vexans	10	91 %	
	09/02/2015	Culex pipiens	1	9 %	
		Trap Total	11		
					<ul style="list-style-type: none"> ■ Aedes-Oc ■ Anopheles ■ Culex ■ Culiseta ■ Other
FC-063g	GRAVID	Larimer	Red Fox Meadows FCNA		
	09/02/2015	Culex pipiens	123	100 %	
		Trap Total	123		
					<ul style="list-style-type: none"> ■ Aedes-Oc ■ Anopheles ■ Culex ■ Culiseta ■ Other
FC-064	LIGHT	Larimer	West Chase @ Kechter Farm		
	09/01/2015	Aedes (Oc.) dorsalis	5	17 %	
	09/01/2015	Aedes vexans	15	52 %	
	09/01/2015	Culex pipiens	2	7 %	
	09/01/2015	Culex tarsalis	7	24 %	
		Trap Total	29		
					<ul style="list-style-type: none"> ■ Aedes-Oc ■ Anopheles ■ Culex ■ Culiseta ■ Other
FC-066	LIGHT	Larimer	Prospect Ponds @ Drake Water		
	08/31/2015	Aedes (Oc.) dorsalis	14	4 %	
	08/31/2015	Aedes vexans	220	64 %	
	08/31/2015	Coquillettidia perturban	2	1 %	



Trap #	Date	Species	Count	Percent
	08/31/2015	Culex pipiens	70	20 %
	08/31/2015	Culex tarsalis	18	5 %
	08/31/2015	Culiseta inornata	21	6 %
		Trap Total	345	




FC-066g GRAVID	Larimer	Prospect Ponds @ Drake Water		
	08/31/2015	Culex pipiens	31	100 %
		Trap Total	31	




FC-067 LIGHT	Larimer	Poudre River Drive at bike trail		
	08/31/2015	Aedes (Oc.) dorsalis	1	2 %
	08/31/2015	Aedes (Oc.) hendersoni	1	2 %
	08/31/2015	Aedes vexans	47	77 %
	08/31/2015	Culex tarsalis	12	20 %
		Trap Total	61	



FC-068 LIGHT	Larimer	502 Crest Drive		
	09/03/2015	Aedes vexans	4	80 %
	09/03/2015	Culex pipiens	1	20 %
		Trap Total	5	



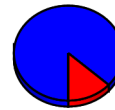
FC-069 LIGHT	Larimer	Linden Lake Rd		
	08/31/2015	Aedes (Oc.) dorsalis	1	3 %
	08/31/2015	Aedes vexans	27	87 %
	08/31/2015	Culex tarsalis	3	10 %
		Trap Total	31	



FC-071 LIGHT	Larimer	Silvergate Road		
	09/03/2015	Aedes (Oc.) dorsalis	6	40 %



Trap #	Date	Species	Count	Percent
	09/03/2015	Aedes vexans	7	47 %
	09/03/2015	Culex pipiens	1	7 %
	09/03/2015	Culex tarsalis	1	7 %
		Trap Total	15	



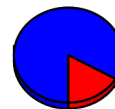
- Aedes-Oc
- Anopheles
- Culex
- Culiseta
- Other

FC-072	LIGHT	Larimer	422 Lake Drive Alley		
		08/31/2015	Aedes (Oc.) dorsalis	1	3 %
		08/31/2015	Aedes vexans	15	43 %
		08/31/2015	Culex pipiens	4	11 %
		08/31/2015	Culex tarsalis	13	37 %
		08/31/2015	Culiseta inornata	2	6 %
			Trap Total	35	



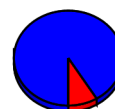
- Aedes-Oc
- Anopheles
- Culex
- Culiseta
- Other

FC-073	LIGHT	Larimer	118 Grant		
		09/02/2015	Aedes vexans	5	83 %
		09/02/2015	Culex pipiens	1	17 %
			Trap Total	6	



- Aedes-Oc
- Anopheles
- Culex
- Culiseta
- Other

FC-074	LIGHT	Larimer	Rockcreek		
		09/01/2015	Aedes (Oc.) dorsalis	16	9 %
		09/01/2015	Aedes vexans	141	82 %
		09/01/2015	Culex pipiens	4	2 %
		09/01/2015	Culex tarsalis	11	6 %
			Trap Total	172	



- Aedes-Oc
- Anopheles
- Culex
- Culiseta
- Other

FC-075	LIGHT	Larimer	North Sage Creek		
		09/01/2015	Aedes (Oc.) dorsalis	2	7 %
		09/01/2015	Aedes vexans	16	53 %
		09/01/2015	Culex pipiens	9	30 %
		09/01/2015	Culex tarsalis	3	10 %

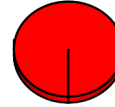


Trap #	Date	Species	Count	Percent	
		Trap Total	30		<ul style="list-style-type: none"> ■ Aedes-Oc ■ Anopheles ■ Culex ■ Culiseta ■ Other
FC-075g GRAVID	Larimer	North Sage Creek Gravid			
	09/01/2015	Culex pipiens	63	100 %	
		Trap Total	63		<ul style="list-style-type: none"> ■ Aedes-Oc ■ Anopheles ■ Culex ■ Culiseta ■ Other
FC-088g GRAVID	Larimer	English Ranch Park			
	09/01/2015	Culex pipiens	103	100 %	
		Trap Total	103		<ul style="list-style-type: none"> ■ Aedes-Oc ■ Anopheles ■ Culex ■ Culiseta ■ Other
FC-089g GRAVID	Larimer	Kunz Ct and Brook Dr			
	09/03/2015	Culex pipiens	149	100 %	
		Trap Total	149		<ul style="list-style-type: none"> ■ Aedes-Oc ■ Anopheles ■ Culex ■ Culiseta ■ Other
FC-090g GRAVID	Larimer	Mountain Grandview Cemetery			
	09/02/2015	Culex pipiens	7	100 %	
		Trap Total	7		<ul style="list-style-type: none"> ■ Aedes-Oc ■ Anopheles ■ Culex ■ Culiseta ■ Other
FC-091g GRAVID	Larimer	PVH			
	08/31/2015	Culex pipiens	8	100 %	
		Trap Total	8		<ul style="list-style-type: none"> ■ Aedes-Oc ■ Anopheles ■ Culex ■ Culiseta ■ Other
FC-092g GRAVID	Larimer	Udall Natural Area			
	08/31/2015	Culex pipiens	115	100 %	



Trap #	Date	Species	Count	Percent
--------	------	---------	-------	---------

Trap Total 115

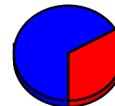


- Aedes-Oc
- Anopheles
- Culex
- Culiseta
- Other

FC-093	LIGHT	Larimer	Lopez Elementary School
--------	-------	---------	-------------------------

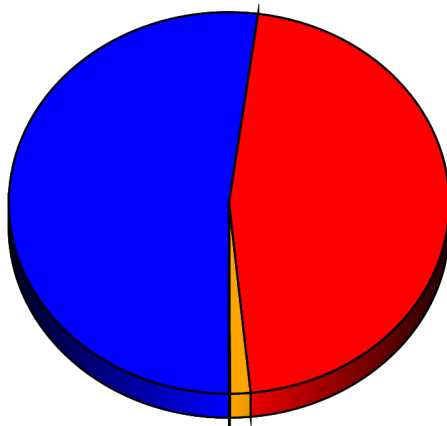
09/03/2015	Aedes vexans	12	67 %
09/03/2015	Culex pipiens	3	17 %
09/03/2015	Culex tarsalis	3	17 %

Trap Total 18



- Aedes-Oc
- Anopheles
- Culex
- Culiseta
- Other

Grand Total 3,003



- Aedes-OC
- Anopheles
- Culex
- Culiseta
- Other

TOTAL	%
1,565	52 %
0	0 %
1,391	46 %
45	1 %
2	0 %