





Adult Trap Data - Detail

Trap #	Date	Species	Count	Percent	
FC-001	LIGHT	Larimer	Magic Carpet		
		08/21/2014	Trap malfunction	0	0 %
		Trap Total		0	



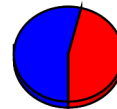
FC-004	LIGHT	Larimer	Bighorn Drive		
		08/18/2014	Aedes (Oc.) melanimon	1	0 %
		08/18/2014	Aedes vexans	9	4 %
		08/18/2014	Culex pipiens	18	9 %
		08/18/2014	Culex salinarius	14	7 %
		08/18/2014	Culex spp	8	4 %
		08/18/2014	Culex tarsalis	143	68 %
		08/18/2014	Culiseta inornata	17	8 %
Trap Total		210			



FC-006	LIGHT	Larimer	North Linden		
		08/18/2014	Aedes (Oc.) dorsalis	2	2 %
		08/18/2014	Aedes vexans	42	33 %
		08/18/2014	Culex pipiens	30	23 %
		08/18/2014	Culex tarsalis	53	41 %
		08/18/2014	Culiseta inornata	2	2 %
Trap Total		129			




FC-011	LIGHT	Larimer	Golden Currant		
		08/19/2014	Aedes vexans	7	54 %
		08/19/2014	Culex pipiens	1	8 %
		08/19/2014	Culex tarsalis	5	38 %
Trap Total		13			




FC-014	LIGHT	Larimer	Fort Collins Vistors Center		
		08/18/2014	Aedes (Oc.) dorsalis	20	16 %
		08/18/2014	Aedes (Oc.) melanimon	1	1 %
		08/18/2014	Aedes vexans	51	42 %



Trap #	Date	Species	Count	Percent
	08/18/2014	Culex pipiens	1	1 %
	08/18/2014	Culex salinarius	7	6 %
	08/18/2014	Culex spp	1	1 %
	08/18/2014	Culex tarsalis	37	30 %
	08/18/2014	Culiseta inornata	4	3 %
		Trap Total	122	



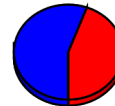
FC-015	LIGHT	Larimer	Stuart and Dorset		
		08/19/2014	Aedes vexans	22	42 %
		08/19/2014	Culex pipiens	13	25 %
		08/19/2014	Culex tarsalis	14	27 %
		08/19/2014	Culiseta inornata	3	6 %
			Trap Total	52	



FC-019	LIGHT	Larimer	Edora Park		
		08/18/2014	Aedes (Oc.) dorsalis	4	2 %
		08/18/2014	Aedes vexans	54	23 %
		08/18/2014	Culex pipiens	46	19 %
		08/18/2014	Culex tarsalis	130	55 %
		08/18/2014	Culiseta inornata	3	1 %
			Trap Total	237	



FC-023	LIGHT	Larimer	Boltz		
		08/20/2014	Aedes vexans	5	56 %
		08/20/2014	Culex tarsalis	4	44 %
			Trap Total	9	



FC-027	LIGHT	Larimer	San Luis		
		08/20/2014	Aedes (Oc.) dorsalis	1	0 %
		08/20/2014	Aedes vexans	51	17 %
		08/20/2014	Culex pipiens	57	20 %
		08/20/2014	Culex tarsalis	183	63 %




Adult Trap Data - Detail

Trap #	Date	Species	Count	Percent	
Trap Total			292		<ul style="list-style-type: none"> ■ Aedes-Oc ■ Anopheles ■ Culex ■ Culiseta ■ Other
FC-029	LIGHT	Larimer	Bens Park		
	08/21/2014	Aedes (Oc.) dorsalis	3	3 %	
	08/21/2014	Aedes vexans	57	65 %	
	08/21/2014	Culex pipiens	3	3 %	
	08/21/2014	Culex tarsalis	25	28 %	
		Trap Total	88		<ul style="list-style-type: none"> ■ Aedes-Oc ■ Anopheles ■ Culex ■ Culiseta ■ Other
FC-029g	GRAVID	Larimer	Bens Park		
	08/21/2014	Culex pipiens	50	88 %	
	08/21/2014	Culex spp	7	12 %	
		Trap Total	57		<ul style="list-style-type: none"> ■ Aedes-Oc ■ Anopheles ■ Culex ■ Culiseta ■ Other
FC-031	LIGHT	Larimer	Willow Springs		
	08/20/2014	Aedes (Oc.) dorsalis	1	6 %	
	08/20/2014	Aedes vexans	4	22 %	
	08/20/2014	Culex pipiens	3	17 %	
	08/20/2014	Culex tarsalis	10	56 %	
		Trap Total	18		<ul style="list-style-type: none"> ■ Aedes-Oc ■ Anopheles ■ Culex ■ Culiseta ■ Other
FC-034	LIGHT	Larimer	Country Club		
	08/18/2014	Aedes (Oc.) dorsalis	6	6 %	
	08/18/2014	Aedes vexans	16	16 %	
	08/18/2014	Culex pipiens	3	3 %	
	08/18/2014	Culex tarsalis	72	73 %	
	08/18/2014	Culiseta inornata	2	2 %	
		Trap Total	99		<ul style="list-style-type: none"> ■ Aedes-Oc ■ Anopheles ■ Culex ■ Culiseta ■ Other



Adult Trap Data - Detail


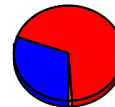
Trap #	Date	Species	Count	Percent
FC-036	LIGHT	Larimer	Hemlock	
	08/18/2014	Aedes (Oc.) dorsalis	2	2 %
	08/18/2014	Aedes vexans	99	82 %
	08/18/2014	Culex pipiens	1	1 %
	08/18/2014	Culex tarsalis	19	16 %
		Trap Total	121	



FC-037	LIGHT	Larimer	Chelsea Ridge	
	08/21/2014	Aedes vexans	12	38 %
	08/21/2014	Culex pipiens	1	3 %
	08/21/2014	Culex tarsalis	18	56 %
	08/21/2014	Culiseta inornata	1	3 %
		Trap Total	32	



FC-038	LIGHT	Larimer	Lochside Lane	
	08/18/2014	Aedes (Oc.) dorsalis	8	4 %
	08/18/2014	Aedes (Oc.) melanimon	2	1 %
	08/18/2014	Aedes vexans	47	25 %
	08/18/2014	Culex pipiens	31	17 %
	08/18/2014	Culex tarsalis	97	52 %
	08/18/2014	Culiseta inornata	2	1 %
		Trap Total	187	



FC-039	LIGHT	Larimer	Fossil Creek South (Greenstone)	
	08/20/2014	Aedes (Oc.) dorsalis	5	8 %
	08/20/2014	Aedes vexans	9	15 %
	08/20/2014	Culex pipiens	2	3 %
	08/20/2014	Culex tarsalis	42	71 %
	08/20/2014	Culiseta inornata	1	2 %
		Trap Total	59	







Trap #	Date	Species	Count	Percent
FC-040 LIGHT	Larimer	Redwood		
	08/18/2014	Aedes (Oc.) dorsalis	6	21 %
	08/18/2014	Aedes vexans	13	46 %
	08/18/2014	Culex pipiens	1	4 %
	08/18/2014	Culex tarsalis	8	29 %
		Trap Total	28	
FC-040g GRAVID	Larimer	Redwood		
	08/18/2014	Culex pipiens	28	100 %
		Trap Total	28	
FC-041 LIGHT	Larimer	Fishback		
	08/19/2014	Aedes (Oc.) dorsalis	2	3 %
	08/19/2014	Aedes (Oc.) melanimon	1	1 %
	08/19/2014	Aedes (Oc.) nigromaculi	1	1 %
	08/19/2014	Aedes vexans	12	17 %
	08/19/2014	Culex pipiens	12	17 %
	08/19/2014	Culex tarsalis	42	60 %
		Trap Total	70	
FC-046 LIGHT	Larimer	725 Westshore Court		
	08/20/2014	Aedes vexans	3	18 %
	08/20/2014	Culex tarsalis	14	82 %
		Trap Total	17	
FC-047 LIGHT	Larimer	Keenland & Twin Oak		
	08/20/2014	Culex tarsalis	2	100 %
		Trap Total	2	




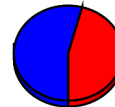
Trap #	Date	Species	Count	Percent
FC-049	LIGHT	Larimer	Casa Grande and Downing	
	08/19/2014	Aedes vexans	2	17 %
	08/19/2014	Culex pipiens	5	42 %
	08/19/2014	Culex tarsalis	3	25 %
	08/19/2014	Culiseta inornata	2	17 %
		Trap Total	12	



FC-050	LIGHT	Larimer	Golden Meadows Ditch	
	08/20/2014	Aedes vexans	56	35 %
	08/20/2014	Culex pipiens	35	22 %
	08/20/2014	Culex salinarius	8	5 %
	08/20/2014	Culex spp	3	2 %
	08/20/2014	Culex tarsalis	55	35 %
	08/20/2014	Culiseta inornata	2	1 %
		Trap Total	159	



FC-052	LIGHT	Larimer	603 Gilgalad Way	
	08/19/2014	Trap malfunction	0	0 % Reset 08/19/2014
	08/20/2014	Aedes vexans	46	54 %
	08/20/2014	Culex tarsalis	39	46 %
		Trap Total	85	



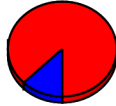
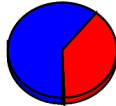
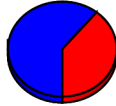


FC-053	LIGHT	Larimer	Egret and Rookery	
	08/18/2014	Aedes vexans	5	8 %
	08/18/2014	Culex spp	2	3 %
	08/18/2014	Culex tarsalis	51	86 %
	08/18/2014	Culiseta inornata	1	2 %
	08/20/2014	Aedes vexans	26	52 %
	08/20/2014	Culex spp	1	2 %
	08/20/2014	Culex tarsalis	22	44 %
	08/20/2014	Culiseta inornata	1	2 %
		Trap Total	109	





Trap #	Date	Species	Count	Percent
FC-054	LIGHT	Larimer 737 Parliament Court		
		08/21/2014	Aedes vexans	6 43 %
		08/21/2014	Culex pipiens	2 14 %
		08/21/2014	Culex tarsalis	6 43 %
		Trap Total		14
				<ul style="list-style-type: none"> ■ Aedes-Oc ■ Anopheles ■ Culex ■ Culiseta ■ Other
FC-057	LIGHT	Larimer Registry Ridge- End of Ranger Dr		
		08/21/2014	Aedes (Oc.) dorsalis	3 38 %
		08/21/2014	Aedes vexans	1 12 %
		08/21/2014	Culex tarsalis	4 50 %
		Trap Total		8
				<ul style="list-style-type: none"> ■ Aedes-Oc ■ Anopheles ■ Culex ■ Culiseta ■ Other
FC-058	LIGHT	Larimer Spring Creek Trail @ Michener Dr		
		08/19/2014	Aedes vexans	25 78 %
		08/19/2014	Culex pipiens	1 3 %
		08/19/2014	Culex tarsalis	5 16 %
		08/19/2014	Culiseta inornata	1 3 %
Trap Total		32		
				<ul style="list-style-type: none"> ■ Aedes-Oc ■ Anopheles ■ Culex ■ Culiseta ■ Other
FC-059	LIGHT	Larimer Springwood and Lockwood		
		08/20/2014	Aedes (Oc.) dorsalis	1 0 %
		08/20/2014	Aedes vexans	154 64 %
		08/20/2014	Culex pipiens	32 13 %
		08/20/2014	Culex tarsalis	47 20 %
		08/20/2014	Culiseta inornata	5 2 %
Trap Total		239		
				<ul style="list-style-type: none"> ■ Aedes-Oc ■ Anopheles ■ Culex ■ Culiseta ■ Other
FC-060	LIGHT	Larimer 808 Pondersosa		
		08/19/2014	Aedes vexans	1 12 %
		08/19/2014	Culex pipiens	3 38 %
		08/19/2014	Culex tarsalis	4 50 %



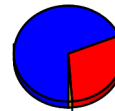
Trap #	Date	Species	Count	Percent		
Trap Total			8			<ul style="list-style-type: none"> ■ Aedes-Oc ■ Anopheles ■ Culex ■ Culiseta ■ Other
FC-061	LIGHT	Larimer	Holley Environ. Plant Research Ctr			
	08/19/2014	Aedes vexans	102	61 %		
	08/19/2014	Culex pipiens	6	4 %		
	08/19/2014	Culex tarsalis	59	35 %		
	08/19/2014	Culiseta inornata	1	1 %		
Trap Total			168			<ul style="list-style-type: none"> ■ Aedes-Oc ■ Anopheles ■ Culex ■ Culiseta ■ Other
FC-062	LIGHT	Larimer	Waters Edge at Blue Mesa			
	08/21/2014	Aedes (Oc.) dorsalis	1	4 %		
	08/21/2014	Aedes vexans	13	57 %		
	08/21/2014	Culex pipiens	2	9 %		
	08/21/2014	Culex tarsalis	7	30 %		
Trap Total			23			<ul style="list-style-type: none"> ■ Aedes-Oc ■ Anopheles ■ Culex ■ Culiseta ■ Other
FC-063	LIGHT	Larimer	Red Fox Meadows FCNA			
	08/19/2014	Aedes vexans	60	88 %		
	08/19/2014	Culex pipiens	3	4 %		
	08/19/2014	Culex tarsalis	5	7 %		
Trap Total			68			<ul style="list-style-type: none"> ■ Aedes-Oc ■ Anopheles ■ Culex ■ Culiseta ■ Other
FC-063g	GRAVID	Larimer	Red Fox Meadows FCNA			
	08/19/2014	Culex pipiens	21	100 %		
Trap Total			21			<ul style="list-style-type: none"> ■ Aedes-Oc ■ Anopheles ■ Culex ■ Culiseta ■ Other
FC-064	LIGHT	Larimer	West Chase @ Kechter Farm			
	08/20/2014	Aedes (Oc.) dorsalis	2	3 %		
	08/20/2014	Aedes vexans	27	39 %		




Trap #	Date	Species	Count	Percent
	08/20/2014	Culex pipiens	2	3 %
	08/20/2014	Culex tarsalis	36	52 %
	08/20/2014	Culiseta inornata	2	3 %
		Trap Total	69	




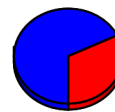
FC-066	LIGHT	Larimer	Prospect Ponds @ Drake Water		
		08/18/2014	Aedes (Oc.) dorsalis	15	6 %
		08/18/2014	Aedes (Oc.) melanimon	3	1 %
		08/18/2014	Aedes vexans	166	62 %
		08/18/2014	Culex pipiens	46	17 %
		08/18/2014	Culex tarsalis	34	13 %
		08/18/2014	Culiseta inornata	3	1 %
			Trap Total	267	



FC-066g	GRAVID	Larimer	Prospect Ponds @ Drake Water		
		08/18/2014	Culex pipiens	28	97 %
		08/18/2014	Culiseta inornata	1	3 %
			Trap Total	29	




FC-067	LIGHT	Larimer	Poudre River Drive at bike trail		
		08/18/2014	Aedes (Oc.) increpitus	6	1 %
		08/18/2014	Aedes (Oc.) melanimon	1	0 %
		08/18/2014	Aedes (Oc.) trivittatus	3	0 %
		08/18/2014	Aedes vexans	409	66 %
		08/18/2014	Culex pipiens	4	1 %
		08/18/2014	Culex salinarius	9	1 %
		08/18/2014	Culex spp	7	1 %
		08/18/2014	Culex tarsalis	179	29 %
			Trap Total	618	



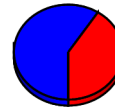
FC-068	LIGHT	Larimer	502 Crest Drive		
		08/21/2014	Aedes vexans	6	27 %




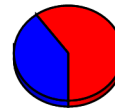
Trap #	Date	Species	Count	Percent
	08/21/2014	Culex pipiens	3	14 %
	08/21/2014	Culex tarsalis	11	50 %
	08/21/2014	Culiseta inornata	2	9 %
Trap Total			22	




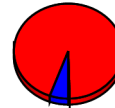
FC-069	LIGHT	Larimer	Linden Lake Rd		
		08/18/2014	Aedes (Oc.) dorsalis	4	4 %
		08/18/2014	Aedes (Oc.) melanimon	7	7 %
		08/18/2014	Aedes vexans	47	48 %
		08/18/2014	Culex pipiens	5	5 %
		08/18/2014	Culex tarsalis	35	36 %
Trap Total			98		



FC-071	LIGHT	Larimer	Silvergate Road		
		08/21/2014	Aedes vexans	2	40 %
		08/21/2014	Culex tarsalis	3	60 %
Trap Total			5		



FC-072	LIGHT	Larimer	422 Lake Drive Alley		
		08/18/2014	Aedes (Oc.) dorsalis	1	0 %
		08/18/2014	Aedes vexans	12	5 %
		08/18/2014	Culex pipiens	35	15 %
		08/18/2014	Culex tarsalis	187	79 %
		08/18/2014	Culiseta inornata	1	0 %
Trap Total			236		



FC-073	LIGHT	Larimer	118 Grant		
		08/19/2014	Aedes (Oc.) nigromaculi	1	2 %
		08/19/2014	Aedes vexans	19	31 %
		08/19/2014	Culex pipiens	8	13 %
		08/19/2014	Culex tarsalis	33	53 %
		08/19/2014	Culiseta inornata	1	2 %



Trap #	Date	Species	Count	Percent	
Trap Total			62		<ul style="list-style-type: none"> ■ Aedes-Oc ■ Anopheles ■ Culex ■ Culiseta ■ Other
FC-074	LIGHT	Larimer	Rockcreek		
	08/20/2014	Aedes (Oc.) dorsalis	19	32 %	
	08/20/2014	Aedes (Oc.) melanimon	3	5 %	
	08/20/2014	Aedes vexans	11	18 %	
	08/20/2014	Culex tarsalis	27	45 %	
Trap Total			60		<ul style="list-style-type: none"> ■ Aedes-Oc ■ Anopheles ■ Culex ■ Culiseta ■ Other
FC-075	LIGHT	Larimer	North Sage Creek		
	08/20/2014	Aedes vexans	3	9 %	
	08/20/2014	Culex pipiens	4	11 %	
	08/20/2014	Culex tarsalis	27	77 %	
	08/20/2014	Culiseta inornata	1	3 %	
Trap Total			35		<ul style="list-style-type: none"> ■ Aedes-Oc ■ Anopheles ■ Culex ■ Culiseta ■ Other
FC-075g	GRAVID	Larimer	North Sage Creek Gravid		
	08/20/2014	Culex pipiens	6	100 %	
Trap Total			6		<ul style="list-style-type: none"> ■ Aedes-Oc ■ Anopheles ■ Culex ■ Culiseta ■ Other
FC-088g	GRAVID	Larimer	English Ranch Park		
	08/20/2014	Culex pipiens	135	80 %	
	08/20/2014	Culex spp	31	18 %	
	08/20/2014	Culex tarsalis	2	1 %	
Trap Total			168		<ul style="list-style-type: none"> ■ Aedes-Oc ■ Anopheles ■ Culex ■ Culiseta ■ Other
FC-089g	GRAVID	Larimer	Kunz Ct and Brook Dr		
	08/21/2014	Culex pipiens	49	73 %	
	08/21/2014	Culex spp	17	25 %	



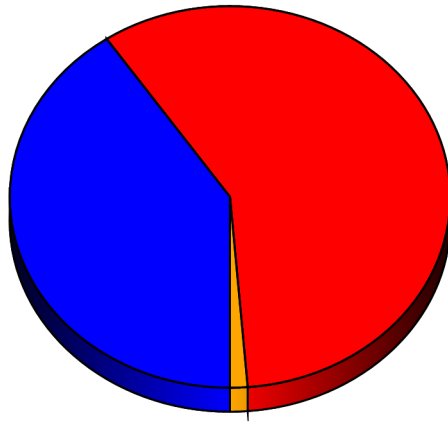
Adult Trap Data - Detail

Trap #	Date	Species	Count	Percent		
	08/21/2014	Culex tarsalis	1	1 %		
		Trap Total	67			<ul style="list-style-type: none"> ■ Aedes-Oc ■ Anopheles ■ Culex ■ Culiseta ■ Other
FC-090g GRAVID	Larimer	Mountain Grandview Cemetery				
	08/19/2014	Culex pipiens	5	100 %		
		Trap Total	5			<ul style="list-style-type: none"> ■ Aedes-Oc ■ Anopheles ■ Culex ■ Culiseta ■ Other
FC-091g GRAVID	Larimer	PVH				
	08/18/2014	Culex pipiens	7	88 %		
	08/18/2014	Culex tarsalis	1	12 %		
		Trap Total	8			<ul style="list-style-type: none"> ■ Aedes-Oc ■ Anopheles ■ Culex ■ Culiseta ■ Other
FC-092g GRAVID	Larimer	Udall Natural Area				
	08/18/2014	Culex pipiens	2	100 %		
		Trap Total	2			<ul style="list-style-type: none"> ■ Aedes-Oc ■ Anopheles ■ Culex ■ Culiseta ■ Other
FC-093 LIGHT	Larimer	Lopez Elementary School				
	08/21/2014	Aedes vexans	19	58 %		
	08/21/2014	Culex pipiens	7	21 %		
	08/21/2014	Culex tarsalis	7	21 %		
		Trap Total	33			<ul style="list-style-type: none"> ■ Aedes-Oc ■ Anopheles ■ Culex ■ Culiseta ■ Other
Grand Total			4,606			



Adult Trap Data - Detail

Trap #	Date	Species	Count	Percent
--------	------	---------	-------	---------



Aedes-OC
Anopheles
Culex
Culiseta
Other

TOTAL	%
1,867	41 %
0	0 %
2,680	58 %
59	1 %
0	0 %