

Trapping data washed out due to heavy rains on July 29th and 30th.



Colorado Mosquito Control, Inc.

Adult Trap Data - Detail

Trap #	Date	Species	Count	Percent
FC-004	LIGHT	Larimer	Bighorn Drive	
	07/28/2014	Aedes (Oc.) dorsalis	5	2 %
	07/28/2014	Aedes vexans	27	10 %
	07/28/2014	Culex pipiens	3	1 %
	07/28/2014	Culex spp	9	3 %
	07/28/2014	Culex tarsalis	207	79 %
	07/28/2014	Culiseta inornata	11	4 %
		Trap Total	262	



■ Aedes-Oc
■ Anopheles
■ Culex
■ Culiseta
■ Other

FC-006	LIGHT	Larimer	North Linden	
	07/28/2014	Aedes (Oc.) dorsalis	11	2 %
	07/28/2014	Aedes (Oc.) melanimon	1	0 %
	07/28/2014	Aedes vexans	224	51 %
	07/28/2014	Anopheles earlei	1	0 %
	07/28/2014	Culex pipiens	23	5 %
	07/28/2014	Culex spp	11	2 %
	07/28/2014	Culex tarsalis	165	37 %
	07/28/2014	Culiseta inornata	5	1 %
		Trap Total	441	



■ Aedes-Oc
■ Anopheles
■ Culex
■ Culiseta
■ Other

FC-014	LIGHT	Larimer	Fort Collins Vistors Center	
	07/28/2014	Aedes (Oc.) dorsalis	38	6 %
	07/28/2014	Aedes (Oc.) melanimon	2	0 %
	07/28/2014	Aedes vexans	240	38 %
	07/28/2014	Culex pipiens	1	0 %
	07/28/2014	Culex spp	15	2 %
	07/28/2014	Culex tarsalis	247	39 %
	07/28/2014	Culiseta inornata	84	13 %
		Trap Total	627	



■ Aedes-Oc
■ Anopheles
■ Culex
■ Culiseta
■ Other

FC-019	LIGHT	Larimer	Edora Park	
	07/28/2014	Aedes (Oc.) dorsalis	1	1 %
	07/28/2014	Aedes (Oc.) melanimon	2	1 %
	07/28/2014	Aedes vexans	37	24 %




Adult Trap Data - Detail

Trap #	Date	Species	Count	Percent
	07/28/2014	Culex pipiens	20	13 %
	07/28/2014	Culex tarsalis	90	57 %
	07/28/2014	Culiseta inornata	7	4 %
Trap Total			157	




FC-023	LIGHT	Larimer	Boltz		
		07/29/2014	Aedes (Oc.) dorsalis	25	9 %
		07/29/2014	Aedes vexans	32	11 %
		07/29/2014	Culex pipiens	8	3 %
		07/29/2014	Culex spp	10	4 %
		07/29/2014	Culex tarsalis	188	66 %
		07/29/2014	Culiseta inornata	20	7 %
Trap Total			283		



FC-027	LIGHT	Larimer	San Luis		
		07/29/2014	Aedes (Oc.) dorsalis	5	1 %
		07/29/2014	Aedes (Oc.) melanimon	2	0 %
		07/29/2014	Aedes vexans	78	13 %
		07/29/2014	Culex pipiens	15	3 %
		07/29/2014	Culex spp	33	6 %
		07/29/2014	Culex tarsalis	458	77 %
		07/29/2014	Culiseta inornata	1	0 %
Trap Total			592		




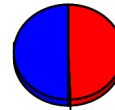
FC-031	LIGHT	Larimer	Willow Springs		
		07/29/2014	Aedes (Oc.) dorsalis	16	4 %
		07/29/2014	Aedes vexans	21	6 %
		07/29/2014	Culex pipiens	7	2 %
		07/29/2014	Culex spp	7	2 %
		07/29/2014	Culex tarsalis	309	84 %
		07/29/2014	Culiseta inornata	9	2 %
Trap Total			369		



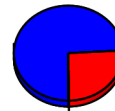


Trap #	Date	Species	Count	Percent
--------	------	---------	-------	---------

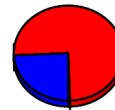
FC-034	LIGHT	Larimer	Country Club		
		07/28/2014	Trap malfunction	0	0 % Reset 07/29/2014
		07/29/2014	Aedes (Oc.) dorsalis	1	1 %
		07/29/2014	Aedes (Oc.) melanimon	7	4 %
		07/29/2014	Aedes vexans	72	45 %
		07/29/2014	Culex pipiens	1	1 %
		07/29/2014	Culex tarsalis	78	49 %
		07/29/2014	Culiseta inornata	1	1 %
			Trap Total	160	



FC-036	LIGHT	Larimer	Hemlock		
		07/28/2014	Aedes (Oc.) dorsalis	12	1 %
		07/28/2014	Aedes (Oc.) increpitus	6	1 %
		07/28/2014	Aedes (Oc.) melanimon	4	0 %
		07/28/2014	Aedes vexans	732	72 %
		07/28/2014	Coquilletidia perturban	2	0 %
		07/28/2014	Culex pipiens	15	1 %
		07/28/2014	Culex tarsalis	246	24 %
			Trap Total	1,017	



FC-038	LIGHT	Larimer	Lochside Lane		
		07/28/2014	Aedes (Oc.) dorsalis	9	2 %
		07/28/2014	Aedes vexans	131	23 %
		07/28/2014	Culex pipiens	24	4 %
		07/28/2014	Culex tarsalis	410	71 %
		07/28/2014	Culiseta inornata	3	1 %
			Trap Total	577	



FC-039	LIGHT	Larimer	Fossil Creek South (Greenstone)		
		07/29/2014	Aedes (Oc.) dorsalis	90	38 %
		07/29/2014	Aedes (Oc.) melanimon	2	1 %
		07/29/2014	Aedes (Oc.) nigromaculi	1	0 %
		07/29/2014	Aedes vexans	29	12 %



Adult Trap Data - Detail

Trap #	Date	Species	Count	Percent
	07/29/2014	Culex pipiens	2	1 %
	07/29/2014	Culex tarsalis	104	44 %
	07/29/2014	Culiseta inornata	8	3 %
Trap Total			236	




- Aedes-Oc
- Anopheles
- Culex
- Culiseta
- Other

FC-040	LIGHT	Larimer	Redwood		
		07/28/2014	Aedes (Oc.) dorsalis	11	7 %
		07/28/2014	Aedes (Oc.) melanimon	1	1 %
		07/28/2014	Aedes vexans	37	24 %
		07/28/2014	Culex pipiens	3	2 %
		07/28/2014	Culex tarsalis	103	66 %
		07/28/2014	Culiseta inornata	2	1 %
Trap Total			157		



- Aedes-Oc
- Anopheles
- Culex
- Culiseta
- Other

FC-040g	GRAVID	Larimer	Redwood		
		07/28/2014	Culex pipiens	14	100 %
Trap Total			14		



- Aedes-Oc
- Anopheles
- Culex
- Culiseta
- Other

FC-046	LIGHT	Larimer	725 Westshore Court		
		07/29/2014	Aedes (Oc.) dorsalis	7	4 %
		07/29/2014	Aedes vexans	55	31 %
		07/29/2014	Culex pipiens	4	2 %
		07/29/2014	Culex tarsalis	96	54 %
		07/29/2014	Culiseta inornata	15	8 %
Trap Total			177		



- Aedes-Oc
- Anopheles
- Culex
- Culiseta
- Other

FC-047	LIGHT	Larimer	Keenland & Twin Oak		
		07/29/2014	Aedes (Oc.) dorsalis	1	2 %
		07/29/2014	Aedes vexans	8	20 %
		07/29/2014	Culex pipiens	3	8 %
		07/29/2014	Culex tarsalis	26	65 %
		07/29/2014	Culiseta inornata	2	5 %

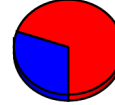


Trap #	Date	Species	Count	Percent
Trap Total			40	
FC-050	LIGHT	Larimer	Golden Meadows Ditch	
	07/29/2014	Aedes (Oc.) dorsalis	1	0 %
	07/29/2014	Aedes vexans	32	10 %
	07/29/2014	Culex pipiens	57	18 %
	07/29/2014	Culex tarsalis	219	69 %
	07/29/2014	Culiseta inornata	10	3 %
		Trap Total	319	
FC-053	LIGHT	Larimer	Egret and Rookery	
	07/28/2014	Aedes (Oc.) dorsalis	8	4 %
	07/28/2014	Aedes vexans	12	6 %
	07/28/2014	Culex spp	1	1 %
	07/28/2014	Culex tarsalis	170	89 %
	07/28/2014	Culiseta inornata	1	1 %
		Trap Total	192	
FC-059	LIGHT	Larimer	Springwood and Lockwood	
	07/29/2014	Aedes (Oc.) dorsalis	8	4 %
	07/29/2014	Aedes vexans	124	61 %
	07/29/2014	Culex pipiens	3	1 %
	07/29/2014	Culex tarsalis	60	30 %
	07/29/2014	Culiseta inornata	8	4 %
		Trap Total	203	
FC-064	LIGHT	Larimer	West Chase @ Kechter Farm	
	07/29/2014	Aedes (Oc.) dorsalis	17	6 %
	07/29/2014	Aedes vexans	67	24 %
	07/29/2014	Culex pipiens	5	2 %
	07/29/2014	Culex tarsalis	188	68 %



Trap #	Date	Species	Count	Percent
--------	------	---------	-------	---------

Trap Total **277**

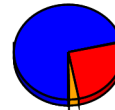


- Aedes-Oc
- Anopheles
- Culex
- Culiseta
- Other

FC-066 LIGHT Larimer Prospect Ponds @ Drake Water

07/28/2014	Aedes (Oc.) dorsalis	108	11 %
07/28/2014	Aedes (Oc.) melanimon	20	2 %
07/28/2014	Aedes vexans	564	58 %
07/28/2014	Anopheles earlei	2	0 %
07/28/2014	Coquillettidia perturban	2	0 %
07/28/2014	Culex pipiens	61	6 %
07/28/2014	Culex tarsalis	184	19 %
07/28/2014	Culiseta inornata	28	3 %

Trap Total **969**

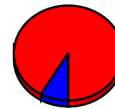


- Aedes-Oc
- Anopheles
- Culex
- Culiseta
- Other

FC-066g GRAVID Larimer Prospect Ponds @ Drake Water

07/28/2014	Aedes vexans	2	8 %
07/28/2014	Culex pipiens	22	92 %

Trap Total **24**

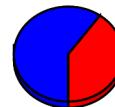


- Aedes-Oc
- Anopheles
- Culex
- Culiseta
- Other

FC-067 LIGHT Larimer Poudre River Drive at bike trail

07/28/2014	Aedes (Oc.) dorsalis	10	1 %
07/28/2014	Aedes (Oc.) hendersoni	5	0 %
07/28/2014	Aedes (Oc.) increpitus	10	1 %
07/28/2014	Aedes (Oc.) melanimon	10	1 %
07/28/2014	Aedes vexans	895	58 %
07/28/2014	Culex pipiens	32	2 %
07/28/2014	Culex spp	29	2 %
07/28/2014	Culex tarsalis	561	36 %

Trap Total **1,552**



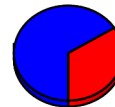
- Aedes-Oc
- Anopheles
- Culex
- Culiseta
- Other

FC-069 LIGHT Larimer Linden Lake Rd


07/28/2014	Aedes (Oc.) dorsalis	8	5 %
07/28/2014	Aedes (Oc.) melanimon	4	2 %




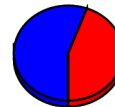
Trap #	Date	Species	Count	Percent
	07/28/2014	Aedes vexans	103	59 %
	07/28/2014	Culex pipiens	3	2 %
	07/28/2014	Culex tarsalis	56	32 %
		Trap Total	174	



FC-072	LIGHT	Larimer	422 Lake Drive Alley		
		07/28/2014	Aedes (Oc.) dorsalis	2	0 %
		07/28/2014	Aedes (Oc.) hendersoni	2	0 %
		07/28/2014	Aedes vexans	42	7 %
		07/28/2014	Culex pipiens	59	10 %
		07/28/2014	Culex tarsalis	463	82 %
			Trap Total	568	



FC-074	LIGHT	Larimer	Rockcreek		
		07/29/2014	Aedes (Oc.) dorsalis	33	41 %
		07/29/2014	Aedes (Oc.) melanimon	2	2 %
		07/29/2014	Aedes (Oc.) nigromaculi	1	1 %
		07/29/2014	Aedes vexans	9	11 %
		07/29/2014	Culex tarsalis	36	44 %
			Trap Total	81	



FC-075	LIGHT	Larimer	North Sage Creek		
		07/29/2014	Aedes (Oc.) dorsalis	9	3 %
		07/29/2014	Aedes vexans	34	11 %
		07/29/2014	Culex pipiens	5	2 %
		07/29/2014	Culex tarsalis	253	83 %
		07/29/2014	Culiseta inornata	2	1 %
			Trap Total	303	


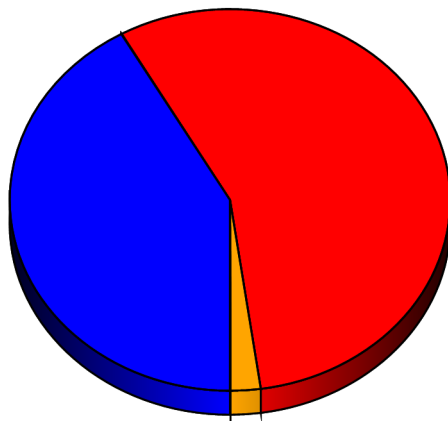


FC-075g	GRAVID	Larimer	North Sage Creek Gravid		
		07/29/2014	Culex pipiens	21	100 %



Adult Trap Data - Detail

Trap #	Date	Species	Count	Percent	
		Trap Total	21		<ul style="list-style-type: none"> ■ Aedes-Oc ■ Anopheles ■ Culex ■ Culiseta ■ Other
FC-088g GRAVID	Larimer	English Ranch Park			
	07/29/2014	Culex pipiens	50	94 %	
	07/29/2014	Culex tarsalis	3	6 %	
		Trap Total	53		<ul style="list-style-type: none"> ■ Aedes-Oc ■ Anopheles ■ Culex ■ Culiseta ■ Other
FC-091g GRAVID	Larimer	PVH			
	07/28/2014	Culex pipiens	5	100 %	
		Trap Total	5		<ul style="list-style-type: none"> ■ Aedes-Oc ■ Anopheles ■ Culex ■ Culiseta ■ Other
FC-092g GRAVID	Larimer	Udall Natural Area			
	07/28/2014	Culex pipiens	23	100 %	
		Trap Total	23		<ul style="list-style-type: none"> ■ Aedes-Oc ■ Anopheles ■ Culex ■ Culiseta ■ Other
Grand Total			9,873		



TOTAL	%
4,125	42 %
3	0 %
5,524	56 %
217	2 %
4	0 %