
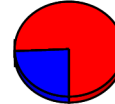






Trap #	Date	Species	Count	Percent
FC-001	LIGHT	Larimer Magic Carpet		
		07/02/2015	Aedes (Oc.) dorsalis	4 11 %
		07/02/2015	Aedes vexans	5 14 %
		07/02/2015	Culex pipiens	3 8 %
		07/02/2015	Culex tarsalis	25 68 %
Trap Total			37	



FC-004	LIGHT	Larimer Bighorn Drive		
		06/29/2015	Aedes (Oc.) dorsalis	1 1 %
		06/29/2015	Aedes (Oc.) increpitus	1 1 %
		06/29/2015	Aedes vexans	31 21 %
		06/29/2015	Culex pipiens	3 2 %
		06/29/2015	Culex tarsalis	107 73 %
		06/29/2015	Culiseta inornata	3 2 %
Trap Total			146	



FC-006	LIGHT	Larimer North Linden		
		06/29/2015	Aedes (Oc.) dorsalis	6 1 %
		06/29/2015	Aedes (Oc.) melanimon	25 5 %
		06/29/2015	Aedes vexans	349 67 %
		06/29/2015	Culex salinarius	1 0 %
		06/29/2015	Culex tarsalis	126 24 %
		06/29/2015	Culiseta inornata	11 2 %
Trap Total			518	



FC-011	LIGHT	Larimer Golden Currant		
		07/01/2015	Aedes (Oc.) dorsalis	3 3 %
		07/01/2015	Aedes (Oc.) increpitus	1 1 %
		07/01/2015	Aedes (Oc.) trivittatus	25 24 %
		07/01/2015	Aedes vexans	69 65 %
		07/01/2015	Culex spp	2 2 %
		07/01/2015	Culex tarsalis	6 6 %




Trap #	Date	Species	Count	Percent	
Trap Total			106		<ul style="list-style-type: none"> ■ Aedes-Oc ■ Anopheles ■ Culex ■ Culiseta ■ Other
FC-014	LIGHT	Larimer	Fort Collins Vistors Center		
	06/29/2015	Aedes (Oc.) dorsalis	33	17 %	
	06/29/2015	Aedes (Oc.) melanimon	6	3 %	
	06/29/2015	Aedes vexans	66	33 %	
	06/29/2015	Coquillettidia perturban	1	1 %	
	06/29/2015	Culex tarsalis	80	40 %	
	06/29/2015	Culiseta inornata	12	6 %	
Trap Total			198		<ul style="list-style-type: none"> ■ Aedes-Oc ■ Anopheles ■ Culex ■ Culiseta ■ Other
FC-015	LIGHT	Larimer	Stuart and Dorset		
	07/01/2015	Aedes vexans	1	14 %	
	07/01/2015	Culex tarsalis	6	86 %	
Trap Total			7		<ul style="list-style-type: none"> ■ Aedes-Oc ■ Anopheles ■ Culex ■ Culiseta ■ Other
FC-019	LIGHT	Larimer	Edora Park		
	06/29/2015	Trap malfunction	0	0 %	RESET 6/29/2015
	06/30/2015	Aedes (Oc.) melanimon	1	1 %	
	06/30/2015	Aedes (Oc.) nigromaculi	1	1 %	
	06/30/2015	Aedes vexans	52	55 %	
	06/30/2015	Culex pipiens	3	3 %	
	06/30/2015	Culex tarsalis	35	37 %	
	06/30/2015	Culiseta inornata	2	2 %	
Trap Total			94		<ul style="list-style-type: none"> ■ Aedes-Oc ■ Anopheles ■ Culex ■ Culiseta ■ Other
FC-023	LIGHT	Larimer	Boltz		
	06/30/2015	Aedes vexans	18	38 %	
	06/30/2015	Culex pipiens	1	2 %	
	06/30/2015	Culex tarsalis	27	56 %	
	06/30/2015	Culiseta inornata	2	4 %	



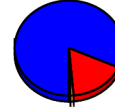
Trap #	Date	Species	Count	Percent	
Trap Total			48		<ul style="list-style-type: none"> ■ Aedes-Oc ■ Anopheles ■ Culex ■ Culiseta ■ Other
FC-027	LIGHT	Larimer	San Luis		
	06/30/2015	Aedes vexans	27	55 %	
	06/30/2015	Culex pipiens	2	4 %	
	06/30/2015	Culex tarsalis	20	41 %	
Trap Total			49		<ul style="list-style-type: none"> ■ Aedes-Oc ■ Anopheles ■ Culex ■ Culiseta ■ Other
FC-029	LIGHT	Larimer	Bens Park		
	07/02/2015	Operational but empty	0	0 % EBO	
Trap Total			0		<ul style="list-style-type: none"> ■ Aedes-Oc ■ Anopheles ■ Culex ■ Culiseta ■ Other
FC-029g	GRAVID	Larimer	Bens Park		
	07/02/2015	Culex pipiens	71	99 %	
	07/02/2015	Culiseta inornata	1	1 %	
Trap Total			72		<ul style="list-style-type: none"> ■ Aedes-Oc ■ Anopheles ■ Culex ■ Culiseta ■ Other
FC-031	LIGHT	Larimer	Willow Springs		
	06/30/2015	Aedes (Oc.) dorsalis	1	1 %	
	06/30/2015	Aedes (Oc.) melanimon	1	1 %	
	06/30/2015	Aedes vexans	84	51 %	
	06/30/2015	Culex tarsalis	67	40 %	
	06/30/2015	Culiseta inornata	13	8 %	
Trap Total			166		<ul style="list-style-type: none"> ■ Aedes-Oc ■ Anopheles ■ Culex ■ Culiseta ■ Other
FC-034	LIGHT	Larimer	Country Club		
	06/29/2015	Aedes (Oc.) dorsalis	14	4 %	
	06/29/2015	Aedes (Oc.) melanimon	4	1 %	
	06/29/2015	Aedes vexans	215	64 %	




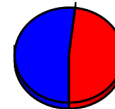
Trap #	Date	Species	Count	Percent
	06/29/2015	Culex tarsalis	94	28 %
	06/29/2015	Culiseta inornata	7	2 %
Trap Total			334	



FC-036	LIGHT	Larimer	Hemlock		
		06/29/2015	Trap malfunction	0	0 % RESET 6/29/2015
		06/30/2015	Aedes (Oc.) dorsalis	7	1 %
		06/30/2015	Aedes (Oc.) increpitus	68	5 %
		06/30/2015	Aedes (Oc.) melanimon	21	2 %
		06/30/2015	Aedes (Oc.) trivittatus	4	0 %
		06/30/2015	Aedes vexans	1,029	74 %
		06/30/2015	Coquillettidia perturban	6	0 %
		06/30/2015	Culex pipiens	6	0 %
		06/30/2015	Culex salinarius	9	1 %
		06/30/2015	Culex spp	5	0 %
		06/30/2015	Culex tarsalis	214	15 %
		06/30/2015	Culiseta inornata	13	1 %
Trap Total			1,382		



FC-037	LIGHT	Larimer	Chelsea Ridge		
		07/02/2015	Aedes (Oc.) hendersoni	1	4 %
		07/02/2015	Aedes vexans	13	48 %
		07/02/2015	Culex tarsalis	13	48 %
Trap Total			27		



FC-038	LIGHT	Larimer	Lochside Lane		
		06/29/2015	Aedes (Oc.) dorsalis	2	3 %
		06/29/2015	Aedes (Oc.) melanimon	2	3 %
		06/29/2015	Aedes vexans	31	48 %
		06/29/2015	Culex spp	1	2 %
		06/29/2015	Culex tarsalis	27	42 %
		06/29/2015	Culiseta inornata	1	2 %




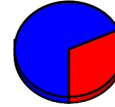
Trap #	Date	Species	Count	Percent
Trap Total			64	<ul style="list-style-type: none"> ■ Aedes-Oc ■ Anopheles ■ Culex ■ Culiseta ■ Other
FC-039	LIGHT	Larimer	Fossil Creek South (Greenstone)	
	06/30/2015	Aedes (Oc.) dorsalis	14	12 %
	06/30/2015	Aedes (Oc.) melanimon	5	4 %
	06/30/2015	Aedes vexans	2	2 %
	06/30/2015	Culex tarsalis	93	78 %
	06/30/2015	Culiseta inornata	5	4 %
Trap Total			119	<ul style="list-style-type: none"> ■ Aedes-Oc ■ Anopheles ■ Culex ■ Culiseta ■ Other
FC-040	LIGHT	Larimer	Redwood	
	06/29/2015	Aedes (Oc.) dorsalis	3	2 %
	06/29/2015	Aedes (Oc.) melanimon	2	1 %
	06/29/2015	Aedes (Oc.) trivittatus	1	1 %
	06/29/2015	Aedes vexans	32	23 %
	06/29/2015	Culex salinarius	8	6 %
	06/29/2015	Culex tarsalis	92	66 %
	06/29/2015	Culiseta inornata	1	1 %
Trap Total			139	<ul style="list-style-type: none"> ■ Aedes-Oc ■ Anopheles ■ Culex ■ Culiseta ■ Other
FC-040g	GRAVID	Larimer	Redwood	
	06/29/2015	Aedes vexans	5	6 %
	06/29/2015	Culex pipiens	49	61 %
	06/29/2015	Culex salinarius	1	1 %
	06/29/2015	Culex tarsalis	21	26 %
	06/29/2015	Culiseta inornata	4	5 %
Trap Total			80	<ul style="list-style-type: none"> ■ Aedes-Oc ■ Anopheles ■ Culex ■ Culiseta ■ Other
FC-041	LIGHT	Larimer	Fishback	
	07/01/2015	Aedes vexans	18	62 %
	07/01/2015	Culex tarsalis	9	31 %
	07/01/2015	Culiseta inornata	2	7 %




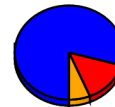
Trap #	Date	Species	Count	Percent		
Trap Total			29		<ul style="list-style-type: none"> ■ Aedes-Oc ■ Anopheles ■ Culex ■ Culiseta ■ Other 	
FC-046	LIGHT	Larimer	725 Westshore Court			
	06/30/2015	Aedes (Oc.) trivittatus	1	1 %		
	06/30/2015	Aedes vexans	34	22 %		
	06/30/2015	Culex pipiens	6	4 %		
	06/30/2015	Culex tarsalis	106	69 %		
	06/30/2015	Culiseta inornata	6	4 %		
Trap Total			153		<ul style="list-style-type: none"> ■ Aedes-Oc ■ Anopheles ■ Culex ■ Culiseta ■ Other 	
FC-047	LIGHT	Larimer	Keenland & Twin Oak			
	06/30/2015	Aedes (Oc.) dorsalis	1	2 %		
	06/30/2015	Aedes vexans	3	5 %		
	06/30/2015	Culex salinarius	3	5 %		
	06/30/2015	Culex spp	3	5 %		
	06/30/2015	Culex tarsalis	56	85 %		
Trap Total			66		<ul style="list-style-type: none"> ■ Aedes-Oc ■ Anopheles ■ Culex ■ Culiseta ■ Other 	
FC-049	LIGHT	Larimer	Casa Grande and Downing			
	07/01/2015	Aedes vexans	3	33 %		
	07/01/2015	Culex pipiens	1	11 %		
	07/01/2015	Culex spp	1	11 %		
	07/01/2015	Culex tarsalis	3	33 %		
	07/01/2015	Culiseta inornata	1	11 %		
Trap Total			9		<ul style="list-style-type: none"> ■ Aedes-Oc ■ Anopheles ■ Culex ■ Culiseta ■ Other 	
FC-050	LIGHT	Larimer	Golden Meadows Ditch			
	06/30/2015	Aedes (Oc.) fitchii	1	1 %		
	06/30/2015	Aedes (Oc.) increpitus	2	1 %		
	06/30/2015	Aedes (Oc.) melanimon	3	2 %		
	06/30/2015	Aedes vexans	95	64 %		
	06/30/2015	Culex pipiens	10	7 %		




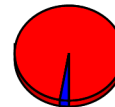
Trap #	Date	Species	Count	Percent
	06/30/2015	Culex spp	3	2 %
	06/30/2015	Culex tarsalis	34	23 %
		Trap Total	148	



FC-052	LIGHT	Larimer	603 Gilgalad Way		
		07/01/2015	Aedes (Oc.) dorsalis	2	1 %
		07/01/2015	Aedes (Oc.) trivittatus	2	1 %
		07/01/2015	Aedes vexans	173	78 %
		07/01/2015	Culex pipiens	1	0 %
		07/01/2015	Culex tarsalis	31	14 %
		07/01/2015	Culiseta inornata	14	6 %
			Trap Total	223	



FC-053	LIGHT	Larimer	Egret and Rookery		
		06/29/2015	Aedes (Oc.) dorsalis	1	1 %
		06/29/2015	Aedes vexans	1	1 %
		06/29/2015	Culex salinarius	5	7 %
		06/29/2015	Culex tarsalis	67	91 %
			Trap Total	74	



FC-054	LIGHT	Larimer	737 Parliament Court		
		07/02/2015	Aedes (Oc.) dorsalis	1	6 %
		07/02/2015	Aedes vexans	5	28 %
		07/02/2015	Culex tarsalis	10	56 %
		07/02/2015	Culiseta inornata	2	11 %
			Trap Total	18	



FC-057	LIGHT	Larimer	Registry Ridge- End of Ranger Dr		
		07/02/2015	Aedes (Oc.) dorsalis	2	22 %
		07/02/2015	Culex pipiens	1	11 %
		07/02/2015	Culex tarsalis	6	67 %




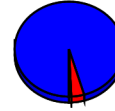
Trap #	Date	Species	Count	Percent	
Trap Total			9		<ul style="list-style-type: none"> ■ Aedes-Oc ■ Anopheles ■ Culex ■ Culiseta ■ Other
FC-058	LIGHT	Larimer	Spring Creek Trail @ Michener Dr		
	07/01/2015	Aedes (Oc.) increpitus	8	27 %	<ul style="list-style-type: none"> ■ Aedes-Oc ■ Anopheles ■ Culex ■ Culiseta ■ Other
	07/01/2015	Aedes vexans	13	43 %	
	07/01/2015	Culex tarsalis	9	30 %	
		Trap Total	30		
FC-059	LIGHT	Larimer	Springwood and Lockwood		
	06/30/2015	Aedes (Oc.) increpitus	1	1 %	<ul style="list-style-type: none"> ■ Aedes-Oc ■ Anopheles ■ Culex ■ Culiseta ■ Other
	06/30/2015	Aedes (Oc.) melanimon	1	1 %	
	06/30/2015	Aedes vexans	111	63 %	
	06/30/2015	Coquillettidia perturban	1	1 %	
	06/30/2015	Culex salinarius	11	6 %	
	06/30/2015	Culex spp	2	1 %	
	06/30/2015	Culex tarsalis	45	26 %	
	06/30/2015	Culiseta inornata	3	2 %	
		Trap Total	175		
FC-060	LIGHT	Larimer	808 Pondersosa		
	07/01/2015	Aedes vexans	1	100 %	<ul style="list-style-type: none"> ■ Aedes-Oc ■ Anopheles ■ Culex ■ Culiseta ■ Other
		Trap Total	1		
FC-061	LIGHT	Larimer	Holley Environ. Plant Research Ctr		
	07/01/2015	Aedes vexans	45	75 %	<ul style="list-style-type: none"> ■ Aedes-Oc ■ Anopheles ■ Culex ■ Culiseta ■ Other
	07/01/2015	Culex tarsalis	15	25 %	
		Trap Total	60		




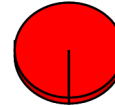
Trap #		Date	Species	Count	Percent
FC-062	LIGHT	Larimer	Waters Edge at Blue Mesa		
		07/02/2015	Aedes (Oc.) dorsalis	1	3 %
		07/02/2015	Aedes vexans	21	70 %
		07/02/2015	Culex pipiens	1	3 %
		07/02/2015	Culex tarsalis	4	13 %
		07/02/2015	Culiseta inornata	3	10 %
Trap Total				30	
FC-063	LIGHT	Larimer	Red Fox Meadows FCNA		
		07/01/2015	Aedes (Oc.) hendersoni	4	3 %
		07/01/2015	Aedes vexans	132	93 %
		07/01/2015	Culex tarsalis	5	4 %
		07/01/2015	Culiseta inornata	1	1 %
Trap Total				142	
FC-063g	GRAVID	Larimer	Red Fox Meadows FCNA		
		07/01/2015	Culex pipiens	16	100 %
Trap Total				16	
FC-064	LIGHT	Larimer	West Chase @ Kechter Farm		
		06/30/2015	Aedes (Oc.) dorsalis	3	3 %
		06/30/2015	Aedes (Oc.) melanimon	2	2 %
		06/30/2015	Aedes vexans	25	26 %
		06/30/2015	Culex salinarius	2	2 %
		06/30/2015	Culex tarsalis	62	65 %
		06/30/2015	Culiseta inornata	1	1 %
Trap Total				95	
FC-066	LIGHT	Larimer	Prospect Ponds @ Drake Water		
		06/29/2015	Aedes (Oc.) increpitus	7	2 %
		06/29/2015	Aedes (Oc.) melanimon	7	2 %
		06/29/2015	Aedes vexans	261	91 %




Trap #	Date	Species	Count	Percent
	06/29/2015	Culex tarsalis	11	4 %
	06/29/2015	Culiseta inornata	2	1 %
Trap Total			288	




FC-066g	GRAVID	Larimer	Prospect Ponds @ Drake Water
	06/29/2015	Culex pipiens	17 89 %
	06/29/2015	Culex spp	1 5 %
	06/29/2015	Culex tarsalis	1 5 %
Trap Total			19



FC-067	LIGHT	Larimer	Poudre River Drive at bike trail
	06/29/2015	Aedes (Oc.) hendersoni	1 0 %
	06/29/2015	Aedes (Oc.) increpitus	171 6 %
	06/29/2015	Aedes (Oc.) melanimon	18 1 %
	06/29/2015	Aedes (Oc.) trivittatus	18 1 %
	06/29/2015	Aedes vexans	2,097 77 %
	06/29/2015	Coquillettidia perturban	207 8 %
	06/29/2015	Culex spp	6 0 %
	06/29/2015	Culex tarsalis	217 8 %
	06/29/2015	Culiseta inornata	1 0 %
Trap Total			2,736



FC-068	LIGHT	Larimer	502 Crest Drive
	07/02/2015	Aedes vexans	5 31 %
	07/02/2015	Culex tarsalis	10 62 %
	07/02/2015	Culiseta inornata	1 6 %
Trap Total			16



FC-069	LIGHT	Larimer	Linden Lake Rd
	06/29/2015	Trap malfunction	0 0 % RESET 6/29/2015
	06/30/2015	Aedes vexans	8 44 %
	06/30/2015	Culex tarsalis	10 56 %



Trap #	Date	Species	Count	Percent		
Trap Total			18		<ul style="list-style-type: none"> ■ Aedes-Oc ■ Anopheles ■ Culex ■ Culiseta ■ Other 	
FC-071	LIGHT	Larimer	Silvergate Road			
	07/02/2015	Aedes (Oc.) dorsalis	1	8 %		
	07/02/2015	Aedes vexans	4	31 %		
	07/02/2015	Culex tarsalis	8	62 %		
Trap Total			13		<ul style="list-style-type: none"> ■ Aedes-Oc ■ Anopheles ■ Culex ■ Culiseta ■ Other 	
FC-072	LIGHT	Larimer	422 Lake Drive Alley			
	06/29/2015	Aedes (Oc.) hendersoni	1	0 %		
	06/29/2015	Aedes (Oc.) nigromaculi	1	0 %		
	06/29/2015	Aedes (Oc.) trivittatus	3	1 %		
	06/29/2015	Aedes vexans	152	61 %		
	06/29/2015	Culex pipiens	1	0 %		
	06/29/2015	Culex tarsalis	84	34 %		
	06/29/2015	Culiseta inornata	7	3 %		
Trap Total			249		<ul style="list-style-type: none"> ■ Aedes-Oc ■ Anopheles ■ Culex ■ Culiseta ■ Other 	
FC-073	LIGHT	Larimer	118 Grant			
	07/01/2015	Aedes (Oc.) hendersoni	1	20 %		
	07/01/2015	Aedes vexans	3	60 %		
	07/01/2015	Culex tarsalis	1	20 %		
Trap Total			5		<ul style="list-style-type: none"> ■ Aedes-Oc ■ Anopheles ■ Culex ■ Culiseta ■ Other 	
FC-074	LIGHT	Larimer	Rockcreek			
	06/30/2015	Aedes (Oc.) dorsalis	33	6 %		
	06/30/2015	Aedes (Oc.) melanimon	20	3 %		
	06/30/2015	Aedes (Oc.) nigromaculi	1	0 %		
	06/30/2015	Aedes vexans	227	39 %		
	06/30/2015	Culex salinarius	1	0 %		
	06/30/2015	Culex tarsalis	301	51 %		
	06/30/2015	Culiseta inornata	5	1 %		



Trap #	Date	Species	Count	Percent	
Trap Total			588		<ul style="list-style-type: none"> ■ Aedes-Oc ■ Anopheles ■ Culex ■ Culiseta ■ Other
FC-075 LIGHT	Larimer	North Sage Creek			
	06/30/2015	Aedes vexans	29	72 %	<ul style="list-style-type: none"> ■ Aedes-Oc ■ Anopheles ■ Culex ■ Culiseta ■ Other
	06/30/2015	Culex tarsalis	11	28 %	
Trap Total			40		
FC-075g GRAVID	Larimer	North Sage Creek Gravid			
	06/30/2015	Culex pipiens	33	94 %	<ul style="list-style-type: none"> ■ Aedes-Oc ■ Anopheles ■ Culex ■ Culiseta ■ Other
	06/30/2015	Culiseta inornata	2	6 %	
Trap Total			35		
FC-088g GRAVID	Larimer	English Ranch Park			
	06/30/2015	Culex pipiens	161	98 %	<ul style="list-style-type: none"> ■ Aedes-Oc ■ Anopheles ■ Culex ■ Culiseta ■ Other
	06/30/2015	Culiseta inornata	3	2 %	
Trap Total			164		
FC-089g GRAVID	Larimer	Kunz Ct and Brook Dr			
	07/02/2015	Culex pipiens	14	82 %	<ul style="list-style-type: none"> ■ Aedes-Oc ■ Anopheles ■ Culex ■ Culiseta ■ Other
	07/02/2015	Culex spp	3	18 %	
Trap Total			17		
FC-090g GRAVID	Larimer	Mountain Grandview Cemetery			
	07/01/2015	Culex pipiens	8	100 %	<ul style="list-style-type: none"> ■ Aedes-Oc ■ Anopheles ■ Culex ■ Culiseta ■ Other
Trap Total			8		

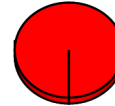


Trap #	Date	Species	Count	Percent
FC-091g GRAVID	Larimer	PVH		
	06/29/2015	Culex pipiens	9	75 %
	06/29/2015	Culex tarsalis	2	17 %
	06/29/2015	Culiseta inornata	1	8 %
		Trap Total	12	



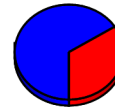
- Aedes-Oc
- Anopheles
- Culex
- Culiseta
- Other

FC-092g GRAVID	Larimer	Udall Natural Area		
	06/29/2015	Culex pipiens	31	100 %
		Trap Total	31	



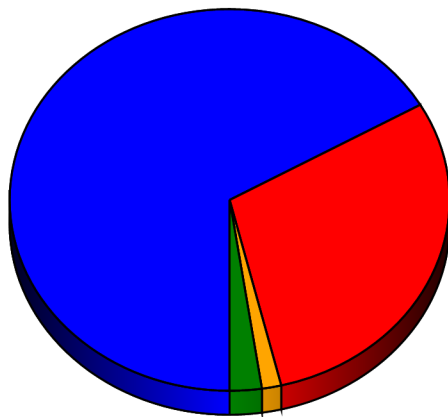
- Aedes-Oc
- Anopheles
- Culex
- Culiseta
- Other

FC-093 LIGHT	Larimer	Lopez Elementary School		
	07/02/2015	Aedes vexans	33	66 %
	07/02/2015	Culex salinarius	2	4 %
	07/02/2015	Culex tarsalis	15	30 %
		Trap Total	50	



- Aedes-Oc
- Anopheles
- Culex
- Culiseta
- Other

Grand Total 9,153



- Aedes-OC
- Anopheles
- Culex
- Culiseta
- Other

TOTAL	%
6,104	67 %
0	0 %
2,704	30 %
130	1 %
215	2 %