



Adult Trap Data - Detail

Start Date: 09/01/2019 End Date: 09/06/2019

Fort Collins

Trap #		Date	Species	Count	Percent		
--------	--	------	---------	-------	---------	--	--

FC-001	CDC Light Trap	Larimer	Magic Carpet				
		09/04/2019	<i>Aedes dorsalis</i>	2	13.3%		<ul style="list-style-type: none"> ■ <i>Aedes-Oc</i> ■ <i>Anopheles</i> ■ <i>Culex</i> ■ <i>Culiseta</i> ■ <i>Other</i>
		09/04/2019	<i>Aedes vexans</i>	1	6.7%		
		09/04/2019	<i>Culex tarsalis</i>	11	73.3%		
		09/04/2019	<i>Culiseta inornata</i>	1	6.7%		
			Total	15			

FC-004	CDC Light Trap	Larimer	Bighorn				
--------	----------------	---------	---------	--	--	--	--

		09/02/2019	<i>Aedes trivittatus</i>	1	1.9%		<ul style="list-style-type: none"> ■ <i>Aedes-Oc</i> ■ <i>Anopheles</i> ■ <i>Culex</i> ■ <i>Culiseta</i> ■ <i>Other</i>
		09/02/2019	<i>Aedes vexans</i>	5	9.6%		
		09/02/2019	<i>Culex pipiens</i>	10	19.2%		
		09/02/2019	<i>Culex tarsalis</i>	36	69.2%		
			Total	52			

FC-006	CDC Light Trap	Larimer	N. Linden				
--------	----------------	---------	-----------	--	--	--	--

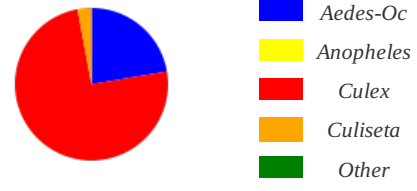
		09/01/2019	<i>Aedes vexans</i>	4	14.3%		<ul style="list-style-type: none"> ■ <i>Aedes-Oc</i> ■ <i>Anopheles</i> ■ <i>Culex</i> ■ <i>Culiseta</i> ■ <i>Other</i>
		09/01/2019	<i>Culex pipiens</i>	12	42.9%		
		09/01/2019	<i>Culex tarsalis</i>	12	42.9%		
			Total	28			

FC-011	CDC Light Trap	Larimer	Golden Current				
--------	----------------	---------	----------------	--	--	--	--

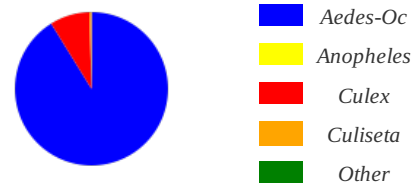
		09/03/2019	<i>Aedes vexans</i>	291	87.7%		<ul style="list-style-type: none"> ■ <i>Aedes-Oc</i> ■ <i>Anopheles</i> ■ <i>Culex</i> ■ <i>Culiseta</i> ■ <i>Other</i>
		09/03/2019	<i>Culex pipiens</i>	12	3.6%		
		09/03/2019	<i>Culex tarsalis</i>	25	7.5%		
		09/03/2019	<i>Culiseta inornata</i>	4	1.2%		
			Total	332			

Trap #	Date	Species	Count	Percent
--------	------	---------	-------	---------

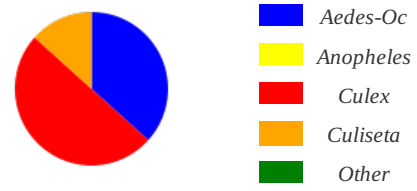
FC-014	CDC Light Trap	Larimer	FC Visitors Center		
		09/01/2019	<i>Aedes dorsalis</i>	9	8.7%
		09/01/2019	<i>Aedes vexans</i>	14	13.6%
		09/01/2019	<i>Culex pipiens</i>	36	35.0%
		09/01/2019	<i>Culex tarsalis</i>	41	39.8%
		09/01/2019	<i>Culiseta inornata</i>	3	2.9%
			Total	103	



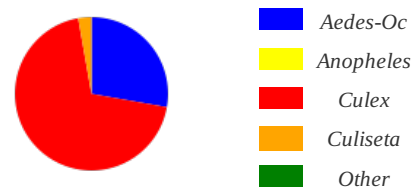
FC-015	CDC Light Trap	Larimer	Stuart and Dorset		
		09/03/2019	<i>Aedes vexans</i>	217	91.2%
		09/03/2019	<i>Culex tarsalis</i>	20	8.4%
		09/03/2019	<i>Culiseta inornata</i>	1	0.4%
			Total	238	



FC-019	CDC Light Trap	Larimer	Edora Park		
		09/01/2019	<i>Aedes dorsalis</i>	1	3.3%
		09/01/2019	<i>Aedes vexans</i>	10	33.3%
		09/01/2019	<i>Culex pipiens</i>	8	26.7%
		09/01/2019	<i>Culex tarsalis</i>	7	23.3%
		09/01/2019	<i>Culiseta inornata</i>	4	13.3%
			Total	30	



FC-023	CDC Light Trap	Larimer	Boltz		
		09/02/2019	<i>Aedes dorsalis</i>	1	2.8%
		09/02/2019	<i>Aedes vexans</i>	9	25.0%
		09/02/2019	<i>Culex tarsalis</i>	25	69.4%
		09/02/2019	<i>Culiseta inornata</i>	1	2.8%
			Total	36	



Trap #	Date	Species	Count	Percent
--------	------	---------	-------	---------

FC-027	CDC Light Trap	Larimer	3001 San Luis		
		09/02/2019	<i>Aedes vexans</i>	8	15.1%
		09/02/2019	<i>Culex pipiens</i>	20	37.7%
		09/02/2019	<i>Culex tarsalis</i>	22	41.5%
		09/02/2019	<i>Culiseta inornata</i>	3	5.7%
			Total	53	

- *Aedes-Oc*
- *Anopheles*
- *Culex*
- *Culiseta*
- *Other*

FC-029	CDC Light Trap	Larimer	Ben's Park		
		09/04/2019	<i>Aedes vexans</i>	3	10.0%
		09/04/2019	<i>Culex pipiens</i>	6	20.0%
		09/04/2019	<i>Culex tarsalis</i>	19	63.3%
		09/04/2019	<i>Culiseta inornata</i>	2	6.7%
			Total	30	

- *Aedes-Oc*
- *Anopheles*
- *Culex*
- *Culiseta*
- *Other*

FC-029gr	Gravid Trap	Larimer	Ben's Park Gravid		
		09/04/2019	<i>Culex pipiens</i>	74	97.4%
		09/04/2019	<i>Culiseta inornata</i>	2	2.6%
			Total	76	


- *Aedes-Oc*
- *Anopheles*
- *Culex*
- *Culiseta*
- *Other*

FC-031	CDC Light Trap	Larimer	Willow Springs		
		09/02/2019	<i>Aedes dorsalis</i>	2	3.8%
		09/02/2019	<i>Aedes vexans</i>	2	3.8%
		09/02/2019	<i>Culex pipiens</i>	7	13.2%
		09/02/2019	<i>Culex tarsalis</i>	41	77.4%
		09/02/2019	<i>Culiseta inornata</i>	1	1.9%
			Total	53	

- *Aedes-Oc*
- *Anopheles*
- *Culex*
- *Culiseta*
- *Other*


FC-034	CDC Light Trap	Larimer	Country Club
--------	----------------	---------	--------------

Trap #	Date	Species	Count	Percent
	09/01/2019	<i>Aedes dorsalis</i>	3	7.5%
	09/01/2019	<i>Aedes vexans</i>	14	35.0%
	09/01/2019	<i>Culex tarsalis</i>	22	55.0%
	09/01/2019	<i>Culiseta inornata</i>	1	2.5%
		Total	40	




- *Aedes-Oc*
- *Anopheles*
- *Culex*
- *Culiseta*
- *Other*

FC-036	CDC Light Trap	Larimer	Hemlock	Date	Species	Count	Percent
				09/01/2019	<i>Aedes dorsalis</i>	3	3.2%
				09/01/2019	<i>Aedes increpitus</i>	11	11.8%
				09/01/2019	<i>Aedes melanimon</i>	1	1.1%
				09/01/2019	<i>Aedes spp.</i>	1	1.1%
				09/01/2019	<i>Aedes vexans</i>	40	43.0%
				09/01/2019	<i>Culex tarsalis</i>	32	34.4%
				09/01/2019	<i>Culiseta inornata</i>	5	5.4%
					Total	93	




- *Aedes-Oc*
- *Anopheles*
- *Culex*
- *Culiseta*
- *Other*

FC-037	CDC Light Trap	Larimer	Chelsea Ridge	Date	Species	Count	Percent
				09/04/2019	<i>Aedes vexans</i>	16	16.8%
				09/04/2019	<i>Culex pipiens</i>	11	11.6%
				09/04/2019	<i>Culex tarsalis</i>	67	70.5%
				09/04/2019	<i>Culiseta inornata</i>	1	1.1%
					Total	95	



- *Aedes-Oc*
- *Anopheles*
- *Culex*
- *Culiseta*
- *Other*

FC-038	CDC Light Trap	Larimer	Lochside Lane	Date	Species	Count	Percent
				09/01/2019	<i>Aedes dorsalis</i>	5	1.4%
				09/01/2019	<i>Aedes vexans</i>	298	86.4%
				09/01/2019	<i>Culex pipiens</i>	10	2.9%
				09/01/2019	<i>Culex tarsalis</i>	29	8.4%
				09/01/2019	<i>Culiseta inornata</i>	3	0.9%
					Total	345	



- *Aedes-Oc*
- *Anopheles*
- *Culex*
- *Culiseta*
- *Other*

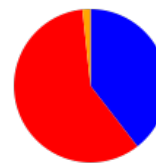
FC-039	CDC Light Trap	Larimer	Fossil Creek South
--------	----------------	---------	--------------------

Trap #	Date	Species	Count	Percent
	09/02/2019	<i>Aedes dorsalis</i>	1	3.0%
	09/02/2019	<i>Aedes vexans</i>	4	12.1%
	09/02/2019	<i>Culex pipiens</i>	3	9.1%
	09/02/2019	<i>Culex tarsalis</i>	21	63.6%
	09/02/2019	<i>Culiseta inornata</i>	4	12.1%
		Total	33	



- *Aedes-Oc*
- *Anopheles*
- *Culex*
- *Culiseta*
- *Other*

FC-040	CDC Light Trap	Larimer	Redwood	Date	Species	Count	Percent
				09/01/2019	<i>Aedes dorsalis</i>	11	9.2%
				09/01/2019	<i>Aedes spp.</i>	2	1.7%
				09/01/2019	<i>Aedes vexans</i>	34	28.6%
				09/01/2019	<i>Culex pipiens</i>	22	18.5%
				09/01/2019	<i>Culex tarsalis</i>	48	40.3%
				09/01/2019	<i>Culiseta inornata</i>	2	1.7%
					Total	119	



- *Aedes-Oc*
- *Anopheles*
- *Culex*
- *Culiseta*
- *Other*

FC-040gr	Gravid Trap	Larimer	Redwood Gravid	Date	Species	Count	Percent
				09/01/2019	<i>Culex pipiens</i>	21	100.0%
					Total	21	




- *Aedes-Oc*
- *Anopheles*
- *Culex*
- *Culiseta*
- *Other*


FC-041	CDC Light Trap	Larimer	Fishback	Date	Species	Count	Percent
				09/03/2019	<i>Aedes dorsalis</i>	3	3.1%
				09/03/2019	<i>Aedes vexans</i>	21	21.6%
				09/03/2019	<i>Culex pipiens</i>	20	20.6%
				09/03/2019	<i>Culex tarsalis</i>	50	51.5%
				09/03/2019	<i>Culiseta inornata</i>	3	3.1%
					Total	97	





- *Aedes-Oc*
- *Anopheles*
- *Culex*
- *Culiseta*
- *Other*


FC-046	CDC Light Trap	Larimer	725 Westshore Court
--------	----------------	---------	---------------------

Trap #	Date	Species	Count	Percent		
	09/02/2019	<i>Aedes vexans</i>	3	6.4%		<ul style="list-style-type: none"> ■ <i>Aedes-Oc</i> ■ <i>Anopheles</i> ■ <i>Culex</i> ■ <i>Culiseta</i> ■ <i>Other</i>
	09/02/2019	<i>Culex pipiens</i>	4	8.5%		
	09/02/2019	<i>Culex tarsalis</i>	37	78.7%		
	09/02/2019	<i>Culiseta inornata</i>	3	6.4%		
		Total	47			

FC-047	CDC Light Trap	Larimer	Keenland and Twin Oak					
			09/02/2019	<i>Culex tarsalis</i>	14	100.0%		<ul style="list-style-type: none"> ■ <i>Aedes-Oc</i> ■ <i>Anopheles</i> ■ <i>Culex</i> ■ <i>Culiseta</i> ■ <i>Other</i>
				Total	14			

FC-049	CDC Light Trap	Larimer	Casa Grande and Downing					
			09/03/2019	<i>Aedes vexans</i>	28	51.9%		<ul style="list-style-type: none"> ■ <i>Aedes-Oc</i> ■ <i>Anopheles</i> ■ <i>Culex</i> ■ <i>Culiseta</i> ■ <i>Other</i>
			09/03/2019	<i>Culex pipiens</i>	9	16.7%		
			09/03/2019	<i>Culex tarsalis</i>	17	31.5%		
				Total	54			

FC-050	CDC Light Trap	Larimer	Golden Meadows Ditch					
			09/02/2019	<i>Aedes vexans</i>	1	2.0%		<ul style="list-style-type: none"> ■ <i>Aedes-Oc</i> ■ <i>Anopheles</i> ■ <i>Culex</i> ■ <i>Culiseta</i> ■ <i>Other</i>
			09/02/2019	<i>Culex pipiens</i>	19	38.8%		
			09/02/2019	<i>Culex tarsalis</i>	18	36.7%		
			09/02/2019	<i>Culiseta inornata</i>	11	22.4%		
				Total	49			

FC-052	CDC Light Trap	Larimer	603 Gilgalad Way					
			09/03/2019	<i>Aedes dorsalis</i>	1	5.3%		<ul style="list-style-type: none"> ■ <i>Aedes-Oc</i> ■ <i>Anopheles</i> ■ <i>Culex</i> ■ <i>Culiseta</i> ■ <i>Other</i>
			09/03/2019	<i>Aedes vexans</i>	10	52.6%		
			09/03/2019	<i>Culex tarsalis</i>	8	42.1%		
				Total	19			

Trap #	Date	Species	Count	Percent		
FC-053	CDC Light Trap	Larimer Egret and Rookery				
		09/02/2019	<i>Aedes vexans</i>	27	26.5%	
		09/02/2019	<i>Culex pipiens</i>	6	5.9%	
		09/02/2019	<i>Culex tarsalis</i>	64	62.7%	
		09/02/2019	<i>Culiseta inornata</i>	5	4.9%	
	Total		102			
FC-054	CDC Light Trap	Larimer 737 Parliament				
		09/04/2019	<i>Aedes vexans</i>	1	5.6%	
		09/04/2019	<i>Culex tarsalis</i>	15	83.3%	
		09/04/2019	<i>Culiseta inornata</i>	2	11.1%	
	Total		18			
FC-057	CDC Light Trap	Larimer Registry Ridge				
		09/04/2019	<i>Culex tarsalis</i>	2	100.0%	
		Total		2		
FC-058	CDC Light Trap	Larimer Spring Creek Trail-- Michener Dr				
		09/03/2019	<i>Aedes vexans</i>	141	89.8%	
		09/03/2019	<i>Culex tarsalis</i>	15	9.6%	
		09/03/2019	<i>Culiseta inornata</i>	1	0.6%	
	Total		157			
FC-059	CDC Light Trap	Larimer Springwood and Lochwood				
		09/02/2019	<i>Aedes vexans</i>	2	16.7%	
		09/02/2019	<i>Culex tarsalis</i>	8	66.7%	
		09/02/2019	<i>Culiseta inornata</i>	2	16.7%	
	Total		12			






Trap #	Date	Species	Count	Percent
FC-060	CDC Light Trap	Larimer	808 Ponderosa	
	09/03/2019	<i>Aedes vexans</i>	23	56.1%
	09/03/2019	<i>Culex pipiens</i>	10	24.4%
	09/03/2019	<i>Culex tarsalis</i>	7	17.1%
	09/03/2019	<i>Culiseta inornata</i>	1	2.4%
		Total	41	

Trap #	Date	Species	Count	Percent
FC-061	CDC Light Trap	Larimer	Holley Plant Research Center	
	09/03/2019	<i>Aedes vexans</i>	46	44.2%
	09/03/2019	<i>Culex pipiens</i>	5	4.8%
	09/03/2019	<i>Culex tarsalis</i>	48	46.2%
	09/03/2019	<i>Culiseta inornata</i>	5	4.8%
		Total	104	

Trap #	Date	Species	Count	Percent
FC-062	CDC Light Trap	Larimer	Water's Edge at Blue Mesa	
	09/04/2019	<i>Aedes vexans</i>	6	40.0%
	09/04/2019	<i>Culex pipiens</i>	2	13.3%
	09/04/2019	<i>Culex tarsalis</i>	7	46.7%
		Total	15	

Trap #	Date	Species	Count	Percent
FC-063	CDC Light Trap	Larimer	Red Fox Meadows	
	09/03/2019	<i>Aedes dorsalis</i>	1	1.1%
	09/03/2019	<i>Aedes vexans</i>	84	89.4%
	09/03/2019	<i>Culex pipiens</i>	2	2.1%
	09/03/2019	<i>Culex tarsalis</i>	7	7.4%
		Total	94	

Trap #	Date	Species	Count	Percent
FC-063gr	Gravid Trap	Larimer	Red Fox Meadows Gravid	

Trap #	Date	Species	Count	Percent		
	09/03/2019	<i>Culex pipiens</i>	59	100.0%		<ul style="list-style-type: none"> ■ <i>Aedes-Oc</i> ■ <i>Anopheles</i> ■ <i>Culex</i> ■ <i>Culiseta</i> ■ <i>Other</i>
		Total	59			
FC-064	CDC Light Trap	Larimer	West Chase			
	09/02/2019	<i>Culex tarsalis</i>	16	100.0%		<ul style="list-style-type: none"> ■ <i>Aedes-Oc</i> ■ <i>Anopheles</i> ■ <i>Culex</i> ■ <i>Culiseta</i> ■ <i>Other</i>
		Total	16			
FC-066	CDC Light Trap	Larimer	Prospect Ponds			
	09/01/2019	<i>Aedes dorsalis</i>	6	2.7%		<ul style="list-style-type: none"> ■ <i>Aedes-Oc</i> ■ <i>Anopheles</i> ■ <i>Culex</i> ■ <i>Culiseta</i> ■ <i>Other</i>
	09/01/2019	<i>Aedes vexans</i>	91	40.4%		
	09/01/2019	<i>Anopheles freeborni</i>	6	2.7%		
	09/01/2019	<i>Coquillettidia perturbans</i>	1	0.4%		
	09/01/2019	<i>Culex pipiens</i>	79	35.1%		
	09/01/2019	<i>Culex tarsalis</i>	26	11.6%		
	09/01/2019	<i>Culiseta inornata</i>	16	7.1%		
		Total	225			
FC-066gr	Gravid Trap	Larimer	Prospect Ponds Gravid			
	09/01/2019	<i>Aedes vexans</i>	3	2.5%		<ul style="list-style-type: none"> ■ <i>Aedes-Oc</i> ■ <i>Anopheles</i> ■ <i>Culex</i> ■ <i>Culiseta</i> ■ <i>Other</i>
	09/01/2019	<i>Culex pipiens</i>	116	97.5%		
		Total	119			
FC-067	CDC Light Trap	Larimer	Poudre River Trail			
	09/01/2019	<i>Aedes dorsalis</i>	2	1.2%		<ul style="list-style-type: none"> ■ <i>Aedes-Oc</i> ■ <i>Anopheles</i> ■ <i>Culex</i> ■ <i>Culiseta</i> ■ <i>Other</i>
	09/01/2019	<i>Aedes vexans</i>	85	51.8%		
	09/01/2019	<i>Culex pipiens</i>	8	4.9%		
	09/01/2019	<i>Culex tarsalis</i>	56	34.1%		
	09/01/2019	<i>Culiseta inornata</i>	13	7.9%		
		Total	164			

Trap #	Date	Species	Count	Percent
--------	------	---------	-------	---------

FC-068	CDC Light Trap	Larimer	5029 Crest Dr		
		09/04/2019	<i>Aedes vexans</i>	12	63.2%
		09/04/2019	<i>Culex tarsalis</i>	5	26.3%
		09/04/2019	<i>Culiseta inornata</i>	2	10.5%
			Total	19	

- *Aedes-Oc*
- *Anopheles*
- *Culex*
- *Culiseta*
- *Other*

FC-069	CDC Light Trap	Larimer	Linden Lake		
		09/01/2019	<i>Aedes vexans</i>	27	37.5%
		09/01/2019	<i>Culex pipiens</i>	3	4.2%
		09/01/2019	<i>Culex tarsalis</i>	39	54.2%
		09/01/2019	<i>Culiseta inornata</i>	3	4.2%
			Total	72	

- *Aedes-Oc*
- *Anopheles*
- *Culex*
- *Culiseta*
- *Other*


FC-071	CDC Light Trap	Larimer	Silvergata Rd		
		09/04/2019	<i>Aedes vexans</i>	16	84.2%
		09/04/2019	<i>Culex tarsalis</i>	3	15.8%
			Total	19	


- *Aedes-Oc*
- *Anopheles*
- *Culex*
- *Culiseta*
- *Other*


FC-072	CDC Light Trap	Larimer	422 Lake Dr		
		09/01/2019	<i>Aedes vexans</i>	7	15.6%
		09/01/2019	<i>Culex pipiens</i>	9	20.0%
		09/01/2019	<i>Culex tarsalis</i>	29	64.4%
			Total	45	


- *Aedes-Oc*
- *Anopheles*
- *Culex*
- *Culiseta*
- *Other*


FC-073	CDC Light Trap	Larimer	118 N Grant
--------	----------------	---------	-------------

Trap #	Date	Species	Count	Percent		
	09/03/2019	<i>Aedes vexans</i>	2	7.4%		<ul style="list-style-type: none"> ■ <i>Aedes-Oc</i> ■ <i>Anopheles</i> ■ <i>Culex</i> ■ <i>Culiseta</i> ■ <i>Other</i>
	09/03/2019	<i>Culex pipiens</i>	7	25.9%		
	09/03/2019	<i>Culex tarsalis</i>	18	66.7%		
		Total	27			






FC-074	CDC Light Trap	Larimer	Rock Creek					
				09/02/2019	<i>Aedes dorsalis</i>	1 1.9%		<ul style="list-style-type: none"> ■ <i>Aedes-Oc</i> ■ <i>Anopheles</i> ■ <i>Culex</i> ■ <i>Culiseta</i> ■ <i>Other</i>
				09/02/2019	<i>Aedes spp.</i>	2 3.8%		
				09/02/2019	<i>Aedes vexans</i>	14 26.9%		
				09/02/2019	<i>Culex tarsalis</i>	34 65.4%		
				09/02/2019	<i>Culiseta inornata</i>	1 1.9%		
					Total	52		

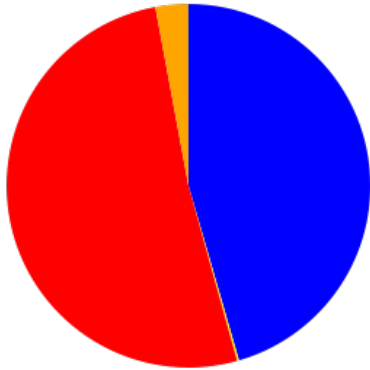
FC-075	CDC Light Trap	Larimer	Sage Creek North					
				09/02/2019	<i>Culex pipiens</i>	10 58.8%		<ul style="list-style-type: none"> ■ <i>Aedes-Oc</i> ■ <i>Anopheles</i> ■ <i>Culex</i> ■ <i>Culiseta</i> ■ <i>Other</i>
				09/02/2019	<i>Culex tarsalis</i>	5 29.4%		
				09/02/2019	<i>Culiseta inornata</i>	2 11.8%		
					Total	17		

FC-075gr	Gravid Trap	Larimer	Sage Creek North Gravid					
				09/02/2019	<i>Culex pipiens</i>	65 100.0%		<ul style="list-style-type: none"> ■ <i>Aedes-Oc</i> ■ <i>Anopheles</i> ■ <i>Culex</i> ■ <i>Culiseta</i> ■ <i>Other</i>
					Total	65		

FC-088gr	Gravid Trap	Larimer	English Ranch Park Gravid					
				09/02/2019	<i>Culex pipiens</i>	42 100.0%		<ul style="list-style-type: none"> ■ <i>Aedes-Oc</i> ■ <i>Anopheles</i> ■ <i>Culex</i> ■ <i>Culiseta</i> ■ <i>Other</i>
					Total	42		

FC-089gr	Gravid Trap	Larimer	Kunz Ct. and Brook Dr. Gravid			

Trap #	Date	Species	Count	Percent		
	09/04/2019	<i>Culex pipiens</i>	31	100.0%		<ul style="list-style-type: none"> ■ Aedes-Oc ■ Anopheles ■ Culex ■ Culiseta ■ Other
		Total	31			
FC-090gr	Gravid Trap	Larimer	Mountain Grandview Cemetery Gravid			
	09/03/2019	<i>Culex pipiens</i>	92	100.0%		<ul style="list-style-type: none"> ■ Aedes-Oc ■ Anopheles ■ Culex ■ Culiseta ■ Other
		Total	92			
FC-091gr	Gravid Trap	Larimer	PVH Gravid			
	09/01/2019	<i>Culex pipiens</i>	26	100.0%		<ul style="list-style-type: none"> ■ Aedes-Oc ■ Anopheles ■ Culex ■ Culiseta ■ Other
		Total	26			
FC-092gr	Gravid Trap	Larimer	Udall Natural Gravid			
	09/01/2019	<i>Culex pipiens</i>	31	100.0%		<ul style="list-style-type: none"> ■ Aedes-Oc ■ Anopheles ■ Culex ■ Culiseta ■ Other
		Total	31			
FC-093	CDC Light Trap	Larimer	Lopez Elementary			
	09/04/2019	<i>Aedes vexans</i>	33	71.7%		<ul style="list-style-type: none"> ■ Aedes-Oc ■ Anopheles ■ Culex ■ Culiseta ■ Other
	09/04/2019	<i>Culex tarsalis</i>	12	26.1%		
	09/04/2019	<i>Culiseta inornata</i>	1	2.2%		
		Total	46			



		TOTAL	%
	<i>Aedes-Oc</i>	1,723	45.5%
	<i>Anopheles</i>	6	0.2%
	<i>Culex</i>	1,945	51.4%
	<i>Culiseta</i>	109	2.9%
	<i>Other</i>	1	0.0%