




Adult Trap Data - Detail

Start Date: 08/25/2019 End Date: 08/30/2019

Fort Collins


Trap #	Date	Species	Count	Percent
--------	------	---------	-------	---------

FC-001	CDC Light Trap	Larimer	Magic Carpet		
		08/28/2019	<i>Aedes vexans</i>	1	5.0%
		08/28/2019	<i>Culex tarsalis</i>	19	95.0%
			Total	20	




- *Aedes-Oc*
- *Anopheles*
- *Culex*
- *Culiseta*
- *Other*

FC-004	CDC Light Trap	Larimer	Bighorn		
		08/26/2019	<i>Aedes vexans</i>	3	7.9%
		08/26/2019	<i>Culex pipiens</i>	5	13.2%
		08/26/2019	<i>Culex tarsalis</i>	30	78.9%
			Total	38	




- *Aedes-Oc*
- *Anopheles*
- *Culex*
- *Culiseta*
- *Other*

FC-006	CDC Light Trap	Larimer	N. Linden		
		08/25/2019	<i>Aedes vexans</i>	3	9.1%
		08/25/2019	<i>Culex pipiens</i>	12	36.4%
		08/25/2019	<i>Culex tarsalis</i>	17	51.5%
		08/25/2019	<i>Culiseta inornata</i>	1	3.0%
			Total	33	




- *Aedes-Oc*
- *Anopheles*
- *Culex*
- *Culiseta*
- *Other*


FC-011	CDC Light Trap	Larimer	Golden Current		
		08/27/2019	<i>Aedes vexans</i>	11	30.6%
		08/27/2019	<i>Culex pipiens</i>	7	19.4%
		08/27/2019	<i>Culex tarsalis</i>	17	47.2%
		08/27/2019	<i>Culiseta inornata</i>	1	2.8%
			Total	36	





- *Aedes-Oc*
- *Anopheles*
- *Culex*
- *Culiseta*
- *Other*


FC-014	CDC Light Trap	Larimer	FC Visitors Center		
--------	----------------	---------	--------------------	--	--

Trap #	Date	Species	Count	Percent		
	08/25/2019	<i>Aedes vexans</i>	4	16.0%		<ul style="list-style-type: none"> ■ <i>Aedes-Oc</i> ■ <i>Anopheles</i> ■ <i>Culex</i> ■ <i>Culiseta</i> ■ <i>Other</i>
	08/25/2019	<i>Culex pipiens</i>	3	12.0%		
	08/25/2019	<i>Culex tarsalis</i>	18	72.0%		
		Total	25			

FC-015	CDC Light Trap	Larimer	Stuart and Dorset				
		08/27/2019	<i>Aedes dorsalis</i>	1	4.0%		<ul style="list-style-type: none"> ■ <i>Aedes-Oc</i> ■ <i>Anopheles</i> ■ <i>Culex</i> ■ <i>Culiseta</i> ■ <i>Other</i>
		08/27/2019	<i>Aedes vexans</i>	4	16.0%		
		08/27/2019	<i>Culex pipiens</i>	4	16.0%		
		08/27/2019	<i>Culex tarsalis</i>	16	64.0%		
			Total	25			


FC-019	CDC Light Trap	Larimer	Edora Park				
		08/25/2019	<i>Aedes vexans</i>	2	2.1%		<ul style="list-style-type: none"> ■ <i>Aedes-Oc</i> ■ <i>Anopheles</i> ■ <i>Culex</i> ■ <i>Culiseta</i> ■ <i>Other</i>
		08/25/2019	<i>Culex pipiens</i>	66	68.8%		
		08/25/2019	<i>Culex tarsalis</i>	28	29.2%		
			Total	96			

FC-023	CDC Light Trap	Larimer	Boltz				
		08/26/2019	<i>Aedes vexans</i>	2	4.3%		<ul style="list-style-type: none"> ■ <i>Aedes-Oc</i> ■ <i>Anopheles</i> ■ <i>Culex</i> ■ <i>Culiseta</i> ■ <i>Other</i>
		08/26/2019	<i>Culex pipiens</i>	7	14.9%		
		08/26/2019	<i>Culex tarsalis</i>	34	72.3%		
		08/26/2019	<i>Culiseta inornata</i>	4	8.5%		
			Total	47			

FC-027	CDC Light Trap	Larimer	3001 San Luis				
		08/26/2019	<i>Aedes vexans</i>	2	2.1%		<ul style="list-style-type: none"> ■ <i>Aedes-Oc</i> ■ <i>Anopheles</i> ■ <i>Culex</i> ■ <i>Culiseta</i> ■ <i>Other</i>
		08/26/2019	<i>Culex pipiens</i>	54	56.8%		
		08/26/2019	<i>Culex tarsalis</i>	38	40.0%		
		08/26/2019	<i>Culiseta inornata</i>	1	1.1%		
			Total	95			


Trap #	Date	Species	Count	Percent
--------	------	---------	-------	---------

FC-029	CDC Light Trap	Larimer	Ben's Park		
		08/28/2019	<i>Aedes vexans</i>	6	50.0%
		08/28/2019	<i>Culex tarsalis</i>	6	50.0%
			Total	12	




- *Aedes-Oc*
- *Anopheles*
- *Culex*
- *Culiseta*
- *Other*

FC-029gr	Gravid Trap	Larimer	Ben's Park Gravid		
		08/28/2019	<i>Culex pipiens</i>	42	93.3%
		08/28/2019	<i>Culiseta inornata</i>	3	6.7%
			Total	45	




- *Aedes-Oc*
- *Anopheles*
- *Culex*
- *Culiseta*
- *Other*

FC-031	CDC Light Trap	Larimer	Willow Springs		
		08/26/2019	<i>Aedes vexans</i>	3	11.1%
		08/26/2019	<i>Culex pipiens</i>	6	22.2%
		08/26/2019	<i>Culex tarsalis</i>	18	66.7%
			Total	27	



- *Aedes-Oc*
- *Anopheles*
- *Culex*
- *Culiseta*
- *Other*

FC-034	CDC Light Trap	Larimer	Country Club		
		08/25/2019	<i>Aedes dorsalis</i>	2	1.7%
		08/25/2019	<i>Aedes vexans</i>	20	16.7%
		08/25/2019	<i>Culex pipiens</i>	4	3.3%
		08/25/2019	<i>Culex tarsalis</i>	87	72.5%
		08/25/2019	<i>Culiseta inornata</i>	7	5.8%
			Total	120	




- *Aedes-Oc*
- *Anopheles*
- *Culex*
- *Culiseta*
- *Other*

FC-036	CDC Light Trap	Larimer	Hemlock
--------	----------------	---------	---------


Trap #	Date	Species	Count	Percent
	08/25/2019	<i>Aedes vexans</i>	24	44.4%
	08/25/2019	<i>Culex pipiens</i>	5	9.3%
	08/25/2019	<i>Culex tarsalis</i>	24	44.4%
	08/25/2019	<i>Culiseta inornata</i>	1	1.9%
		Total	54	



FC-037	CDC Light Trap	Larimer	Chelsea Ridge		
		08/28/2019	<i>Aedes vexans</i>	30	19.1%
		08/28/2019	<i>Culex pipiens</i>	4	2.5%
		08/28/2019	<i>Culex tarsalis</i>	122	77.7%
		08/28/2019	<i>Culiseta inornata</i>	1	0.6%
			Total	157	



FC-038	CDC Light Trap	Larimer	Lochside Lane		
		08/25/2019	<i>Aedes dorsalis</i>	2	1.1%
		08/25/2019	<i>Aedes vexans</i>	52	29.4%
		08/25/2019	<i>Culex pipiens</i>	9	5.1%
		08/25/2019	<i>Culex tarsalis</i>	111	62.7%
		08/25/2019	<i>Culiseta inornata</i>	3	1.7%
			Total	177	

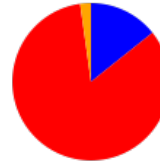


FC-039	CDC Light Trap	Larimer	Fossil Creek South		
		08/26/2019	<i>Aedes dorsalis</i>	1	3.6%
		08/26/2019	<i>Aedes vexans</i>	1	3.6%
		08/26/2019	<i>Culex pipiens</i>	5	17.9%
		08/26/2019	<i>Culex tarsalis</i>	18	64.3%
		08/26/2019	<i>Culiseta inornata</i>	3	10.7%
			Total	28	



FC-040	CDC Light Trap	Larimer	Redwood
--------	----------------	---------	---------

Trap #	Date	Species	Count	Percent
	08/25/2019	<i>Aedes dorsalis</i>	1	1.1%
	08/25/2019	<i>Aedes vexans</i>	12	13.2%
	08/25/2019	<i>Culex pipiens</i>	14	15.4%
	08/25/2019	<i>Culex tarsalis</i>	62	68.1%
	08/25/2019	<i>Culiseta inornata</i>	2	2.2%
		Total	91	



- *Aedes-Oc*
- *Anopheles*
- *Culex*
- *Culiseta*
- *Other*

FC-040gr	Gravid Trap	Larimer	Redwood Gravid		
		08/25/2019	<i>Culex pipiens</i>	20	100.0%
			Total	20	



- *Aedes-Oc*
- *Anopheles*
- *Culex*
- *Culiseta*
- *Other*

FC-041	CDC Light Trap	Larimer	Fishback		
		08/27/2019	<i>Aedes vexans</i>	4	9.8%
		08/27/2019	<i>Culex pipiens</i>	8	19.5%
		08/27/2019	<i>Culex tarsalis</i>	25	61.0%
		08/27/2019	<i>Culiseta inornata</i>	4	9.8%
			Total	41	



- *Aedes-Oc*
- *Anopheles*
- *Culex*
- *Culiseta*
- *Other*

FC-046	CDC Light Trap	Larimer	725 Westshore Court		
		08/26/2019	<i>Aedes vexans</i>	2	9.5%
		08/26/2019	<i>Culex pipiens</i>	6	28.6%
		08/26/2019	<i>Culex tarsalis</i>	11	52.4%
		08/26/2019	<i>Culiseta inornata</i>	2	9.5%
			Total	21	




- *Aedes-Oc*
- *Anopheles*
- *Culex*
- *Culiseta*
- *Other*

FC-047	CDC Light Trap	Larimer	Keenland and Twin Oak		
		08/26/2019	<i>Culex tarsalis</i>	4	100.0%
			Total	4	




- *Aedes-Oc*
- *Anopheles*
- *Culex*
- *Culiseta*
- *Other*

Trap #	Date	Species	Count	Percent	
FC-049	CDC Light Trap	Larimer	Casa Grande and Downing		
			08/27/2019	<i>Aedes trivittatus</i>	1 3.2%
			08/27/2019	<i>Aedes vexans</i>	12 38.7%
			08/27/2019	<i>Culex pipiens</i>	4 12.9%
			08/27/2019	<i>Culex tarsalis</i>	14 45.2%
Total			31		




- *Aedes-Oc*
- *Anopheles*
- *Culex*
- *Culiseta*
- *Other*

FC-050	CDC Light Trap	Larimer	Golden Meadows Ditch		
			08/26/2019	<i>Aedes vexans</i>	11 10.1%
			08/26/2019	<i>Culex pipiens</i>	50 45.9%
			08/26/2019	<i>Culex tarsalis</i>	25 22.9%
			08/26/2019	<i>Culiseta inornata</i>	23 21.1%
Total			109		




- *Aedes-Oc*
- *Anopheles*
- *Culex*
- *Culiseta*
- *Other*

FC-052	CDC Light Trap	Larimer	603 Gilgalad Way		
			08/27/2019	<i>Aedes vexans</i>	3 50.0%
			08/27/2019	<i>Culex tarsalis</i>	3 50.0%
Total			6		





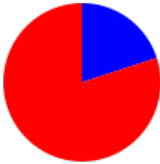


- *Aedes-Oc*
- *Anopheles*
- *Culex*
- *Culiseta*
- *Other*

FC-053	CDC Light Trap	Larimer	Egret and Rookery		
			08/26/2019	<i>Aedes vexans</i>	5 6.4%
			08/26/2019	<i>Culex pipiens</i>	7 9.0%
			08/26/2019	<i>Culex tarsalis</i>	65 83.3%
			08/26/2019	<i>Culiseta inornata</i>	1 1.3%
Total			78		



- *Aedes-Oc*
- *Anopheles*
- *Culex*
- *Culiseta*
- *Other*

FC-054	CDC Light Trap	Larimer	737 Parliament	
--------	----------------	---------	----------------	--

Trap #	Date	Species	Count	Percent		
	08/28/2019	<i>Aedes vexans</i>	2	100.0%		<ul style="list-style-type: none"> ■ <i>Aedes-Oc</i> ■ <i>Anopheles</i> ■ <i>Culex</i> ■ <i>Culiseta</i> ■ <i>Other</i>
		Total	2			
FC-057	CDC Light Trap	Larimer	Registry Ridge			
	08/28/2019	<i>Culex tarsalis</i>	18	90.0%		<ul style="list-style-type: none"> ■ <i>Aedes-Oc</i> ■ <i>Anopheles</i> ■ <i>Culex</i> ■ <i>Culiseta</i> ■ <i>Other</i>
	08/28/2019	<i>Culiseta inornata</i>	2	10.0%		
		Total	20			
FC-058	CDC Light Trap	Larimer	Spring Creek Trail-- Michener Dr			
	08/27/2019	<i>Aedes dorsalis</i>	1	6.7%		<ul style="list-style-type: none"> ■ <i>Aedes-Oc</i> ■ <i>Anopheles</i> ■ <i>Culex</i> ■ <i>Culiseta</i> ■ <i>Other</i>
	08/27/2019	<i>Aedes vexans</i>	2	13.3%		
	08/27/2019	<i>Culex pipiens</i>	4	26.7%		
	08/27/2019	<i>Culex tarsalis</i>	8	53.3%		
		Total	15			
FC-059	CDC Light Trap	Larimer	Springwood and Lochwood			
	08/26/2019	<i>Culex pipiens</i>	7	35.0%		<ul style="list-style-type: none"> ■ <i>Aedes-Oc</i> ■ <i>Anopheles</i> ■ <i>Culex</i> ■ <i>Culiseta</i> ■ <i>Other</i>
	08/26/2019	<i>Culex tarsalis</i>	8	40.0%		
	08/26/2019	<i>Culiseta inornata</i>	5	25.0%		
		Total	20			
FC-060	CDC Light Trap	Larimer	808 Ponderosa			
	08/27/2019	<i>Aedes vexans</i>	3	37.5%		<ul style="list-style-type: none"> ■ <i>Aedes-Oc</i> ■ <i>Anopheles</i> ■ <i>Culex</i> ■ <i>Culiseta</i> ■ <i>Other</i>
	08/27/2019	<i>Culex pipiens</i>	5	62.5%		
		Total	8			
FC-061	CDC Light Trap	Larimer	Holley Plant Research Center			

Trap #	Date	Species	Count	Percent		
	08/27/2019	<i>Aedes vexans</i>	1	2.6%		<ul style="list-style-type: none"> ■ <i>Aedes-Oc</i> ■ <i>Anopheles</i> ■ <i>Culex</i> ■ <i>Culiseta</i> ■ <i>Other</i>
	08/27/2019	<i>Culex pipiens</i>	11	28.9%		
	08/27/2019	<i>Culex tarsalis</i>	25	65.8%		
	08/27/2019	<i>Culiseta inornata</i>	1	2.6%		
		Total	38			

FC-062	CDC Light Trap	Larimer	Water's Edge at Blue Mesa					
			08/28/2019	<i>Aedes vexans</i>	15	40.5%		<ul style="list-style-type: none"> ■ <i>Aedes-Oc</i> ■ <i>Anopheles</i> ■ <i>Culex</i> ■ <i>Culiseta</i> ■ <i>Other</i>
			08/28/2019	<i>Culex pipiens</i>	3	8.1%		
			08/28/2019	<i>Culex tarsalis</i>	18	48.6%		
			08/28/2019	<i>Culiseta inornata</i>	1	2.7%		
				Total	37			

FC-063	CDC Light Trap	Larimer	Red Fox Meadows					
			08/27/2019	<i>Aedes vexans</i>	16	100.0%		<ul style="list-style-type: none"> ■ <i>Aedes-Oc</i> ■ <i>Anopheles</i> ■ <i>Culex</i> ■ <i>Culiseta</i> ■ <i>Other</i>
				Total	16			

FC-063gr	Gravid Trap	Larimer	Red Fox Meadows Gravid					
			08/27/2019	<i>Culex pipiens</i>	19	100.0%		<ul style="list-style-type: none"> ■ <i>Aedes-Oc</i> ■ <i>Anopheles</i> ■ <i>Culex</i> ■ <i>Culiseta</i> ■ <i>Other</i>
				Total	19			

FC-064	CDC Light Trap	Larimer	West Chase					
			08/26/2019	<i>Aedes vexans</i>	1	3.3%		<ul style="list-style-type: none"> ■ <i>Aedes-Oc</i> ■ <i>Anopheles</i> ■ <i>Culex</i> ■ <i>Culiseta</i> ■ <i>Other</i>
			08/26/2019	<i>Culex tarsalis</i>	28	93.3%		
			08/26/2019	<i>Culiseta inornata</i>	1	3.3%		
				Total	30			

FC-066	CDC Light Trap	Larimer	Prospect Ponds			
--------	----------------	---------	----------------	--	--	--

Trap #	Date	Species	Count	Percent		
	08/25/2019	<i>Aedes vexans</i>	28	75.7%		<ul style="list-style-type: none"> ■ <i>Aedes-Oc</i> ■ <i>Anopheles</i> ■ <i>Culex</i> ■ <i>Culiseta</i> ■ <i>Other</i>
	08/25/2019	<i>Culex pipiens</i>	5	13.5%		
	08/25/2019	<i>Culex tarsalis</i>	4	10.8%		
		Total	37			

FC-066gr	Gravid Trap	Larimer	Prospect Ponds Gravid				
		08/25/2019	<i>Aedes vexans</i>	9	17.6%		<ul style="list-style-type: none"> ■ <i>Aedes-Oc</i> ■ <i>Anopheles</i> ■ <i>Culex</i> ■ <i>Culiseta</i> ■ <i>Other</i>
		08/25/2019	<i>Culex pipiens</i>	42	82.4%		
			Total	51			

FC-067	CDC Light Trap	Larimer	Poudre River Trail				
		08/25/2019	<i>Aedes vexans</i>	10	47.6%		<ul style="list-style-type: none"> ■ <i>Aedes-Oc</i> ■ <i>Anopheles</i> ■ <i>Culex</i> ■ <i>Culiseta</i> ■ <i>Other</i>
		08/25/2019	<i>Culex tarsalis</i>	11	52.4%		
			Total	21			

FC-068	CDC Light Trap	Larimer	5029 Crest Dr				
		08/28/2019	<i>Aedes vexans</i>	2	13.3%		<ul style="list-style-type: none"> ■ <i>Aedes-Oc</i> ■ <i>Anopheles</i> ■ <i>Culex</i> ■ <i>Culiseta</i> ■ <i>Other</i>
		08/28/2019	<i>Culex pipiens</i>	6	40.0%		
		08/28/2019	<i>Culex tarsalis</i>	7	46.7%		
			Total	15			

FC-069	CDC Light Trap	Larimer	Linden Lake				
		08/25/2019	<i>Aedes vexans</i>	6	4.2%		<ul style="list-style-type: none"> ■ <i>Aedes-Oc</i> ■ <i>Anopheles</i> ■ <i>Culex</i> ■ <i>Culiseta</i> ■ <i>Other</i>
		08/25/2019	<i>Culex pipiens</i>	16	11.3%		
		08/25/2019	<i>Culex tarsalis</i>	114	80.3%		
		08/25/2019	<i>Culiseta inornata</i>	6	4.2%		
			Total	142			

FC-071	CDC Light Trap	Larimer	Silvergate Rd			
--------	----------------	---------	---------------	--	--	--

Trap #	Date	Species	Count	Percent
	08/28/2019	<i>Aedes dorsalis</i>	1	1.2%
	08/28/2019	<i>Aedes vexans</i>	77	90.6%
	08/28/2019	<i>Culex tarsalis</i>	6	7.1%
	08/28/2019	<i>Culiseta inornata</i>	1	1.2%
		Total	85	

Trap #	Date	Species	Count	Percent
FC-072	08/25/2019	<i>Aedes vexans</i>	1	2.0%
	08/25/2019	<i>Culex tarsalis</i>	50	98.0%
		Total	51	


Trap #	Date	Species	Count	Percent
FC-073	08/27/2019	<i>Culex tarsalis</i>	12	100.0%
		Total	12	

Trap #	Date	Species	Count	Percent
FC-074	08/26/2019	<i>Aedes dorsalis</i>	2	1.9%
	08/26/2019	<i>Aedes vexans</i>	22	21.2%
	08/26/2019	<i>Anopheles spp.</i>	2	1.9%
	08/26/2019	<i>Culex pipiens</i>	8	7.7%
	08/26/2019	<i>Culex tarsalis</i>	66	63.5%
	08/26/2019	<i>Culiseta inornata</i>	4	3.8%
		Total	104	

Trap #	Date	Species	Count	Percent
FC-075	08/26/2019	<i>Culex pipiens</i>	3	20.0%
	08/26/2019	<i>Culex tarsalis</i>	10	66.7%
	08/26/2019	<i>Culiseta inornata</i>	2	13.3%
		Total	15	


Trap #	Date	Species	Count	Percent
--------	------	---------	-------	---------

FC-075gr	Gravid Trap	Larimer	Sage Creek North Gravid		
		08/26/2019	<i>Culex pipiens</i>	14	100.0%
			Total	14	




- Aedes-Oc
- Anopheles
- Culex
- Culiseta
- Other

FC-088gr	Gravid Trap	Larimer	English Ranch Park Gravid		
		08/26/2019	<i>Culex pipiens</i>	55	100.0%
			Total	55	




- Aedes-Oc
- Anopheles
- Culex
- Culiseta
- Other

FC-089gr	Gravid Trap	Larimer	Kunz Ct. and Brook Dr. Gravid		
		08/28/2019	<i>Culex pipiens</i>	54	100.0%
			Total	54	




- Aedes-Oc
- Anopheles
- Culex
- Culiseta
- Other

FC-090gr	Gravid Trap	Larimer	Mountain Grandview Cemetery Gravid		
		08/27/2019	<i>Culex pipiens</i>	16	100.0%
			Total	16	



- Aedes-Oc
- Anopheles
- Culex
- Culiseta
- Other

FC-091gr	Gravid Trap	Larimer	PVH Gravid		
		08/25/2019	<i>Culex pipiens</i>	4	100.0%
			Total	4	




- Aedes-Oc
- Anopheles
- Culex
- Culiseta
- Other

FC-092gr	Gravid Trap	Larimer	Udall Natural Gravid
----------	-------------	---------	----------------------

Trap #	Date	Species	Count	Percent
--------	------	---------	-------	---------

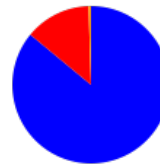
08/25/2019	<i>Culex pipiens</i>	18	100.0%
Total		18	



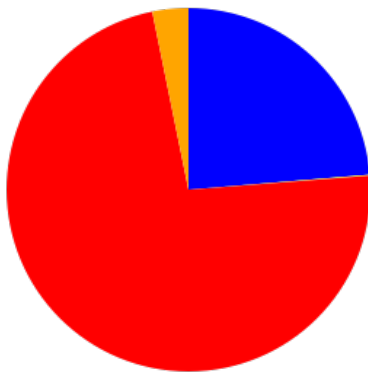
- *Aedes-Oc*
- *Anopheles*
- *Culex*
- *Culiseta*
- *Other*

FC-093	CDC Light Trap	Larimer	Lopez Elementary
--------	----------------	---------	------------------

08/28/2019	<i>Aedes increpitus</i>	1	0.5%
08/28/2019	<i>Aedes vexans</i>	177	85.5%
08/28/2019	<i>Culex tarsalis</i>	28	13.5%
08/28/2019	<i>Culiseta inornata</i>	1	0.5%
Total		207	



- *Aedes-Oc*
- *Anopheles*
- *Culex*
- *Culiseta*
- *Other*



	TOTAL	%
■ <i>Aedes-Oc</i>	602	23.7%
■ <i>Anopheles</i>	2	0.1%
■ <i>Culex</i>	1,857	73.1%
■ <i>Culiseta</i>	81	3.2%
■ <i>Other</i>	0	0.0%