



Adult Trap Data - Detail

Start Date: 08/18/2019 End Date: 08/22/2019

Fort Collins

Trap #		Date	Species	Count	Percent		
--------	--	------	---------	-------	---------	--	--

FC-001	CDC Light Trap	Larimer	Magic Carpet				
		08/21/2019	<i>Culex tarsalis</i>	3	75.0%		<ul style="list-style-type: none"> ■ <i>Aedes-Oc</i> ■ <i>Anopheles</i> ■ <i>Culex</i> ■ <i>Culiseta</i> ■ <i>Other</i>
		08/21/2019	<i>Culiseta inornata</i>	1	25.0%		
			Total	4			

Trap #		Date	Species	Count	Percent		
--------	--	------	---------	-------	---------	--	--

FC-004	CDC Light Trap	Larimer	Bighorn				
		08/19/2019	<i>Aedes vexans</i>	4	4.8%		<ul style="list-style-type: none"> ■ <i>Aedes-Oc</i> ■ <i>Anopheles</i> ■ <i>Culex</i> ■ <i>Culiseta</i> ■ <i>Other</i>
		08/19/2019	<i>Culex pipiens</i>	22	26.2%		
		08/19/2019	<i>Culex tarsalis</i>	49	58.3%		
		08/19/2019	<i>Culiseta inornata</i>	9	10.7%		
			Total	84			

Trap #		Date	Species	Count	Percent		
--------	--	------	---------	-------	---------	--	--

FC-006	CDC Light Trap	Larimer	N. Linden				
		08/18/2019	<i>Aedes dorsalis</i>	1	4.2%		<ul style="list-style-type: none"> ■ <i>Aedes-Oc</i> ■ <i>Anopheles</i> ■ <i>Culex</i> ■ <i>Culiseta</i> ■ <i>Other</i>
		08/18/2019	<i>Aedes vexans</i>	12	50.0%		
		08/18/2019	<i>Culex pipiens</i>	8	33.3%		
		08/18/2019	<i>Culiseta inornata</i>	3	12.5%		
			Total	24			

Trap #		Date	Species	Count	Percent		
--------	--	------	---------	-------	---------	--	--

FC-011	CDC Light Trap	Larimer	Golden Current				
		08/20/2019	<i>Aedes vexans</i>	40	78.4%		<ul style="list-style-type: none"> ■ <i>Aedes-Oc</i> ■ <i>Anopheles</i> ■ <i>Culex</i> ■ <i>Culiseta</i> ■ <i>Other</i>
		08/20/2019	<i>Culex pipiens</i>	7	13.7%		
		08/20/2019	<i>Culex tarsalis</i>	3	5.9%		
		08/20/2019	<i>Culiseta inornata</i>	1	2.0%		
			Total	51			

Trap #	Date	Species	Count	Percent
FC-014	CDC Light Trap	Larimer FC Visitors Center		
		08/18/2019	<i>Aedes vexans</i>	10 21.3%
		08/18/2019	<i>Culex pipiens</i>	14 29.8%
		08/18/2019	<i>Culex tarsalis</i>	22 46.8%
		08/18/2019	<i>Culiseta inornata</i>	1 2.1%
		Total	47	

- *Aedes-Oc*
- *Anopheles*
- *Culex*
- *Culiseta*
- *Other*

FC-015	CDC Light Trap	Larimer Stuart and Dorset		
		08/20/2019	<i>Aedes vexans</i>	19 39.6%
		08/20/2019	<i>Culex pipiens</i>	4 8.3%
		08/20/2019	<i>Culex tarsalis</i>	21 43.8%
		08/20/2019	<i>Culiseta inornata</i>	4 8.3%
		Total	48	

- *Aedes-Oc*
- *Anopheles*
- *Culex*
- *Culiseta*
- *Other*

FC-019	CDC Light Trap	Larimer Edora Park		
		08/18/2019	<i>Aedes vexans</i>	4 7.7%
		08/18/2019	<i>Culex pipiens</i>	8 15.4%
		08/18/2019	<i>Culex tarsalis</i>	39 75.0%
		08/18/2019	<i>Culiseta inornata</i>	1 1.9%
		Total	52	

- *Aedes-Oc*
- *Anopheles*
- *Culex*
- *Culiseta*
- *Other*

FC-023	CDC Light Trap	Larimer Boltz		
		08/19/2019	<i>Aedes dorsalis</i>	1 3.8%
		08/19/2019	<i>Aedes vexans</i>	2 7.7%
		08/19/2019	<i>Culex tarsalis</i>	23 88.5%
		Total	26	

- *Aedes-Oc*
- *Anopheles*
- *Culex*
- *Culiseta*
- *Other*

FC-027	CDC Light Trap	Larimer	3001 San Luis
--------	----------------	---------	---------------

Trap #	Date	Species	Count	Percent		
	08/19/2019	<i>Aedes vexans</i>	5	5.6%		<ul style="list-style-type: none"> ■ <i>Aedes-Oc</i> ■ <i>Anopheles</i> ■ <i>Culex</i> ■ <i>Culiseta</i> ■ <i>Other</i>
	08/19/2019	<i>Culex pipiens</i>	38	42.2%		
	08/19/2019	<i>Culex tarsalis</i>	44	48.9%		
	08/19/2019	<i>Culiseta inornata</i>	3	3.3%		
		Total	90			


FC-029	CDC Light Trap	Larimer	Ben's Park					
			08/21/2019	<i>Aedes vexans</i>	2	3.6%		<ul style="list-style-type: none"> ■ <i>Aedes-Oc</i> ■ <i>Anopheles</i> ■ <i>Culex</i> ■ <i>Culiseta</i> ■ <i>Other</i>
			08/21/2019	<i>Culex pipiens</i>	4	7.1%		
			08/21/2019	<i>Culex tarsalis</i>	50	89.3%		
				Total	56			


FC-029gr	Gravid Trap	Larimer	Ben's Park Gravid					
			08/21/2019	<i>Culex pipiens</i>	61	100.0%		<ul style="list-style-type: none"> ■ <i>Aedes-Oc</i> ■ <i>Anopheles</i> ■ <i>Culex</i> ■ <i>Culiseta</i> ■ <i>Other</i>
				Total	61			


FC-031	CDC Light Trap	Larimer	Willow Springs					
			08/19/2019	<i>Culex tarsalis</i>	17	94.4%		<ul style="list-style-type: none"> ■ <i>Aedes-Oc</i> ■ <i>Anopheles</i> ■ <i>Culex</i> ■ <i>Culiseta</i> ■ <i>Other</i>
			08/19/2019	<i>Culiseta inornata</i>	1	5.6%		
				Total	18			


FC-034	CDC Light Trap	Larimer	Country Club					
			08/18/2019	<i>Aedes vexans</i>	15	12.9%		<ul style="list-style-type: none"> ■ <i>Aedes-Oc</i> ■ <i>Anopheles</i> ■ <i>Culex</i> ■ <i>Culiseta</i> ■ <i>Other</i>
			08/18/2019	<i>Culex pipiens</i>	6	5.2%		
			08/18/2019	<i>Culex tarsalis</i>	81	69.8%		
			08/18/2019	<i>Culiseta inornata</i>	14	12.1%		
				Total	116			


FC-036	CDC Light Trap	Larimer	Hemlock			
--------	----------------	---------	---------	--	--	--

Trap #	Date	Species	Count	Percent		
	08/18/2019	<i>Aedes dorsalis</i>	1	0.5%		<ul style="list-style-type: none"> ■ <i>Aedes-Oc</i> ■ <i>Anopheles</i> ■ <i>Culex</i> ■ <i>Culiseta</i> ■ <i>Other</i>
	08/18/2019	<i>Aedes vexans</i>	158	75.6%		
	08/18/2019	<i>Culex pipiens</i>	8	3.8%		
	08/18/2019	<i>Culex tarsalis</i>	27	12.9%		
	08/18/2019	<i>Culiseta inornata</i>	15	7.2%		
		Total	209			

FC-037	CDC Light Trap	Larimer	Chelsea Ridge			
	08/21/2019	<i>Aedes vexans</i>	17	31.5%		<ul style="list-style-type: none"> ■ <i>Aedes-Oc</i> ■ <i>Anopheles</i> ■ <i>Culex</i> ■ <i>Culiseta</i> ■ <i>Other</i>
	08/21/2019	<i>Culex tarsalis</i>	36	66.7%		
	08/21/2019	<i>Culiseta inornata</i>	1	1.9%		
		Total	54			

FC-038	CDC Light Trap	Larimer	Lochside Lane			
	08/18/2019	<i>Aedes vexans</i>	20	36.4%		<ul style="list-style-type: none"> ■ <i>Aedes-Oc</i> ■ <i>Anopheles</i> ■ <i>Culex</i> ■ <i>Culiseta</i> ■ <i>Other</i>
	08/18/2019	<i>Culex pipiens</i>	6	10.9%		
	08/18/2019	<i>Culex tarsalis</i>	26	47.3%		
	08/18/2019	<i>Culiseta inornata</i>	3	5.5%		
		Total	55			

FC-039	CDC Light Trap	Larimer	Fossil Creek South			
	08/19/2019	<i>Culex tarsalis</i>	1	100.0%		<ul style="list-style-type: none"> ■ <i>Aedes-Oc</i> ■ <i>Anopheles</i> ■ <i>Culex</i> ■ <i>Culiseta</i> ■ <i>Other</i>
		Total	1			

FC-040	CDC Light Trap	Larimer	Redwood			
	08/18/2019	<i>Aedes dorsalis</i>	4	6.0%		<ul style="list-style-type: none"> ■ <i>Aedes-Oc</i> ■ <i>Anopheles</i> ■ <i>Culex</i> ■ <i>Culiseta</i> ■ <i>Other</i>
	08/18/2019	<i>Aedes vexans</i>	11	16.4%		
	08/18/2019	<i>Culex pipiens</i>	13	19.4%		
	08/18/2019	<i>Culex tarsalis</i>	36	53.7%		
	08/18/2019	<i>Culiseta inornata</i>	3	4.5%		
		Total	67			

Trap #	Date	Species	Count	Percent
--------	------	---------	-------	---------






FC-040gr	Gravid Trap	Larimer	Redwood Gravid			
		08/18/2019	<i>Aedes vexans</i>	6	14.3%	<ul style="list-style-type: none"> ■ <i>Aedes-Oc</i> ■ <i>Anopheles</i> ■ <i>Culex</i> ■ <i>Culiseta</i> ■ <i>Other</i>
		08/18/2019	<i>Culex pipiens</i>	36	85.7%	
			Total	42		






FC-041	CDC Light Trap	Larimer	Fishback			
		08/20/2019	<i>Aedes trivittatus</i>	1	1.0%	<ul style="list-style-type: none"> ■ <i>Aedes-Oc</i> ■ <i>Anopheles</i> ■ <i>Culex</i> ■ <i>Culiseta</i> ■ <i>Other</i>
		08/20/2019	<i>Aedes vexans</i>	24	23.8%	
		08/20/2019	<i>Culex pipiens</i>	24	23.8%	
		08/20/2019	<i>Culex tarsalis</i>	50	49.5%	
		08/20/2019	<i>Culiseta inornata</i>	2	2.0%	
			Total	101		

FC-046	CDC Light Trap	Larimer	725 Westshore Court			
		08/19/2019	<i>Culex pipiens</i>	12	52.2%	<ul style="list-style-type: none"> ■ <i>Aedes-Oc</i> ■ <i>Anopheles</i> ■ <i>Culex</i> ■ <i>Culiseta</i> ■ <i>Other</i>
		08/19/2019	<i>Culex tarsalis</i>	11	47.8%	
			Total	23		

FC-047	CDC Light Trap	Larimer	Keenland and Twin Oak			
		08/19/2019	<i>Aedes vexans</i>	3	17.6%	<ul style="list-style-type: none"> ■ <i>Aedes-Oc</i> ■ <i>Anopheles</i> ■ <i>Culex</i> ■ <i>Culiseta</i> ■ <i>Other</i>
		08/19/2019	<i>Culex tarsalis</i>	13	76.5%	
		08/19/2019	<i>Culiseta inornata</i>	1	5.9%	
			Total	17		


FC-049	CDC Light Trap	Larimer	Casa Grande and Downing
--------	----------------	---------	-------------------------

Trap #	Date	Species	Count	Percent		
	08/20/2019	<i>Culex tarsalis</i>	13	92.9%		<ul style="list-style-type: none"> ■ <i>Aedes-Oc</i> ■ <i>Anopheles</i> ■ <i>Culex</i> ■ <i>Culiseta</i> ■ <i>Other</i>
	08/20/2019	<i>Culiseta inornata</i>	1	7.1%		
		Total	14			
FC-050	CDC Light Trap	Larimer	Golden Meadows Ditch			
	08/19/2019	<i>Aedes vexans</i>	6	6.8%		<ul style="list-style-type: none"> ■ <i>Aedes-Oc</i> ■ <i>Anopheles</i> ■ <i>Culex</i> ■ <i>Culiseta</i> ■ <i>Other</i>
	08/19/2019	<i>Culex pipiens</i>	29	33.0%		
	08/19/2019	<i>Culex tarsalis</i>	44	50.0%		
	08/19/2019	<i>Culiseta inornata</i>	9	10.2%		
		Total	88			
FC-052	CDC Light Trap	Larimer	603 Gilgalad Way			
	08/20/2019	<i>Aedes vexans</i>	12	54.5%		<ul style="list-style-type: none"> ■ <i>Aedes-Oc</i> ■ <i>Anopheles</i> ■ <i>Culex</i> ■ <i>Culiseta</i> ■ <i>Other</i>
	08/20/2019	<i>Culex tarsalis</i>	10	45.5%		
		Total	22			
FC-053	CDC Light Trap	Larimer	Egret and Rookery			
	08/19/2019	<i>Aedes vexans</i>	13	14.9%		<ul style="list-style-type: none"> ■ <i>Aedes-Oc</i> ■ <i>Anopheles</i> ■ <i>Culex</i> ■ <i>Culiseta</i> ■ <i>Other</i>
	08/19/2019	<i>Culex pipiens</i>	2	2.3%		
	08/19/2019	<i>Culex tarsalis</i>	72	82.8%		
		Total	87			
FC-054	CDC Light Trap	Larimer	737 Parliament			
	08/21/2019	<i>Aedes dorsalis</i>	1	9.1%		<ul style="list-style-type: none"> ■ <i>Aedes-Oc</i> ■ <i>Anopheles</i> ■ <i>Culex</i> ■ <i>Culiseta</i> ■ <i>Other</i>
	08/21/2019	<i>Culex tarsalis</i>	10	90.9%		
		Total	11			
FC-057	CDC Light Trap	Larimer	Registry Ridge			

Trap #	Date	Species	Count	Percent		
	08/21/2019	<i>Aedes vexans</i>	3	25.0%		<ul style="list-style-type: none"> ■ <i>Aedes-Oc</i> ■ <i>Anopheles</i> ■ <i>Culex</i> ■ <i>Culiseta</i> ■ <i>Other</i>
	08/21/2019	<i>Culex tarsalis</i>	9	75.0%		
		Total	12			
FC-058	CDC Light Trap	Larimer	Spring Creek Trail-- Michener Dr			
	08/20/2019	<i>Aedes vexans</i>	29	59.2%		<ul style="list-style-type: none"> ■ <i>Aedes-Oc</i> ■ <i>Anopheles</i> ■ <i>Culex</i> ■ <i>Culiseta</i> ■ <i>Other</i>
	08/20/2019	<i>Culex tarsalis</i>	18	36.7%		
	08/20/2019	<i>Culiseta inornata</i>	2	4.1%		
		Total	49			
FC-059	CDC Light Trap	Larimer	Springwood and Lochwood			
	08/19/2019	<i>Culex tarsalis</i>	15	78.9%		<ul style="list-style-type: none"> ■ <i>Aedes-Oc</i> ■ <i>Anopheles</i> ■ <i>Culex</i> ■ <i>Culiseta</i> ■ <i>Other</i>
	08/19/2019	<i>Culiseta inornata</i>	4	21.1%		
		Total	19			
FC-060	CDC Light Trap	Larimer	808 Ponderosa			
	08/20/2019	<i>Aedes vexans</i>	4	13.3%		<ul style="list-style-type: none"> ■ <i>Aedes-Oc</i> ■ <i>Anopheles</i> ■ <i>Culex</i> ■ <i>Culiseta</i> ■ <i>Other</i>
	08/20/2019	<i>Culex pipiens</i>	11	36.7%		
	08/20/2019	<i>Culex tarsalis</i>	15	50.0%		
		Total	30			
FC-061	CDC Light Trap	Larimer	Holley Plant Research Center			
	08/20/2019	<i>Aedes spp.</i>	1	1.0%		<ul style="list-style-type: none"> ■ <i>Aedes-Oc</i> ■ <i>Anopheles</i> ■ <i>Culex</i> ■ <i>Culiseta</i> ■ <i>Other</i>
	08/20/2019	<i>Aedes trivittatus</i>	1	1.0%		
	08/20/2019	<i>Aedes vexans</i>	25	25.8%		
	08/20/2019	<i>Culex pipiens</i>	7	7.2%		
	08/20/2019	<i>Culex tarsalis</i>	61	62.9%		
	08/20/2019	<i>Culiseta inornata</i>	2	2.1%		
		Total	97			


Trap #	Date	Species	Count	Percent
--------	------	---------	-------	---------

FC-062	CDC Light Trap	Larimer	Water's Edge at Blue Mesa
		08/21/2019	<i>Culex tarsalis</i> 21 100.0%
			Total 21




- Aedes-Oc
- Anopheles
- Culex
- Culiseta
- Other

FC-063	CDC Light Trap	Larimer	Red Fox Meadows
		08/20/2019	<i>Aedes vexans</i> 34 85.0%
		08/20/2019	<i>Culex tarsalis</i> 6 15.0%
			Total 40




- Aedes-Oc
- Anopheles
- Culex
- Culiseta
- Other

FC-063gr	Gravid Trap	Larimer	Red Fox Meadows Gravid
		08/20/2019	<i>Aedes vexans</i> 1 1.2%
		08/20/2019	<i>Culex pipiens</i> 82 98.8%
			Total 83




- Aedes-Oc
- Anopheles
- Culex
- Culiseta
- Other

FC-064	CDC Light Trap	Larimer	West Chase
		08/19/2019	<i>Aedes vexans</i> 1 2.9%
		08/19/2019	<i>Culex tarsalis</i> 33 97.1%
			Total 34



- Aedes-Oc
- Anopheles
- Culex
- Culiseta
- Other

FC-066	CDC Light Trap	Larimer	Prospect Ponds
		08/18/2019	<i>Aedes dorsalis</i> 2 0.8%
		08/18/2019	<i>Aedes vexans</i> 171 64.5%
		08/18/2019	<i>Coquilletidia perturbans</i> 4 1.5%
		08/18/2019	<i>Culex pipiens</i> 65 24.5%
		08/18/2019	<i>Culex tarsalis</i> 13 4.9%
		08/18/2019	<i>Culiseta inornata</i> 10 3.8%
			Total 265



- Aedes-Oc
- Anopheles
- Culex
- Culiseta
- Other

Trap #	Date	Species	Count	Percent
--------	------	---------	-------	---------

FC-066gr	Gravid Trap	Larimer	Prospect Ponds Gravid		
		08/18/2019	<i>Aedes vexans</i>	6	14.6%
		08/18/2019	<i>Anopheles freeborni</i>	3	7.3%
		08/18/2019	<i>Culex pipiens</i>	30	73.2%
		08/18/2019	<i>Culiseta inornata</i>	2	4.9%
Total				41	

FC-067	CDC Light Trap	Larimer	Poudre River Trail		
		08/18/2019	<i>Aedes increpitus</i>	73	43.7%
		08/18/2019	<i>Aedes vexans</i>	49	29.3%
		08/18/2019	<i>Culex tarsalis</i>	45	26.9%
Total				167	


FC-068	CDC Light Trap	Larimer	5029 Crest Dr		
		08/21/2019	<i>Aedes vexans</i>	1	4.3%
		08/21/2019	<i>Anopheles freeborni</i>	2	8.7%
		08/21/2019	<i>Culex tarsalis</i>	19	82.6%
		08/21/2019	<i>Culiseta inornata</i>	1	4.3%
Total				23	

FC-069	CDC Light Trap	Larimer	Linden Lake		
		08/18/2019	<i>Aedes vexans</i>	7	8.0%
		08/18/2019	<i>Coquillettidia perturbans</i>	5	5.7%
		08/18/2019	<i>Culex pipiens</i>	12	13.8%
		08/18/2019	<i>Culex tarsalis</i>	63	72.4%
Total				87	


Trap #		Date	Species	Count	Percent		
--------	--	------	---------	-------	---------	--	--

FC-071	CDC Light Trap	Larimer	Silvergate Rd				
		08/21/2019	<i>Aedes vexans</i>	2	33.3%		<ul style="list-style-type: none"> ■ <i>Aedes-Oc</i> ■ <i>Anopheles</i> ■ <i>Culex</i> ■ <i>Culiseta</i> ■ <i>Other</i>
		08/21/2019	<i>Culex tarsalis</i>	4	66.7%		
			Total	6			


FC-072	CDC Light Trap	Larimer	422 Lake Dr				
--------	----------------	---------	-------------	--	--	--	--

		08/18/2019	<i>Aedes vexans</i>	9	19.1%		<ul style="list-style-type: none"> ■ <i>Aedes-Oc</i> ■ <i>Anopheles</i> ■ <i>Culex</i> ■ <i>Culiseta</i> ■ <i>Other</i>
		08/18/2019	<i>Culex tarsalis</i>	36	76.6%		
		08/18/2019	<i>Culiseta inornata</i>	2	4.3%		
			Total	47			

FC-073	CDC Light Trap	Larimer	118 N Grant				
--------	----------------	---------	-------------	--	--	--	--

		08/20/2019	<i>Aedes dorsalis</i>	1	3.3%		<ul style="list-style-type: none"> ■ <i>Aedes-Oc</i> ■ <i>Anopheles</i> ■ <i>Culex</i> ■ <i>Culiseta</i> ■ <i>Other</i>
		08/20/2019	<i>Aedes trivittatus</i>	1	3.3%		
		08/20/2019	<i>Aedes vexans</i>	4	13.3%		
		08/20/2019	<i>Culex pipiens</i>	3	10.0%		
		08/20/2019	<i>Culex tarsalis</i>	19	63.3%		
		08/20/2019	<i>Culiseta inornata</i>	2	6.7%		
			Total	30			

FC-074	CDC Light Trap	Larimer	Rock Creek				
--------	----------------	---------	------------	--	--	--	--

		08/19/2019	<i>Aedes melanimon</i>	1	1.2%		<ul style="list-style-type: none"> ■ <i>Aedes-Oc</i> ■ <i>Anopheles</i> ■ <i>Culex</i> ■ <i>Culiseta</i> ■ <i>Other</i>
		08/19/2019	<i>Aedes vexans</i>	37	43.5%		
		08/19/2019	<i>Culex pipiens</i>	3	3.5%		
		08/19/2019	<i>Culex tarsalis</i>	37	43.5%		
		08/19/2019	<i>Culiseta inornata</i>	7	8.2%		
			Total	85			

FC-075	CDC Light Trap	Larimer	Sage Creek North				
--------	----------------	---------	------------------	--	--	--	--

Trap #	Date	Species	Count	Percent		
	08/19/2019	<i>Aedes vexans</i>	2	20.0%		<ul style="list-style-type: none"> ■ <i>Aedes-Oc</i> ■ <i>Anopheles</i> ■ <i>Culex</i> ■ <i>Culiseta</i> ■ <i>Other</i>
	08/19/2019	<i>Culex pipiens</i>	1	10.0%		
	08/19/2019	<i>Culex tarsalis</i>	7	70.0%		
		Total	10			
FC-075gr	Gravid Trap	Larimer	Sage Creek North Gravid			
	08/19/2019	<i>Culex pipiens</i>	90	100.0%		<ul style="list-style-type: none"> ■ <i>Aedes-Oc</i> ■ <i>Anopheles</i> ■ <i>Culex</i> ■ <i>Culiseta</i> ■ <i>Other</i>
		Total	90			
FC-088gr	Gravid Trap	Larimer	English Ranch Park Gravid			
	08/19/2019	<i>Culex pipiens</i>	206	100.0%		<ul style="list-style-type: none"> ■ <i>Aedes-Oc</i> ■ <i>Anopheles</i> ■ <i>Culex</i> ■ <i>Culiseta</i> ■ <i>Other</i>
		Total	206			
FC-089gr	Gravid Trap	Larimer	Kunz Ct. and Brook Dr. Gravid			
	08/21/2019	<i>Culex pipiens</i>	57	100.0%		<ul style="list-style-type: none"> ■ <i>Aedes-Oc</i> ■ <i>Anopheles</i> ■ <i>Culex</i> ■ <i>Culiseta</i> ■ <i>Other</i>
		Total	57			
FC-090gr	Gravid Trap	Larimer	Mountain Grandview Cemetery Gravid			
	08/20/2019	<i>Culex pipiens</i>	47	100.0%		<ul style="list-style-type: none"> ■ <i>Aedes-Oc</i> ■ <i>Anopheles</i> ■ <i>Culex</i> ■ <i>Culiseta</i> ■ <i>Other</i>
		Total	47			
FC-091gr	Gravid Trap	Larimer	PVH Gravid			
	08/18/2019	<i>Culex pipiens</i>	18	100.0%		<ul style="list-style-type: none"> ■ <i>Aedes-Oc</i> ■ <i>Anopheles</i> ■ <i>Culex</i> ■ <i>Culiseta</i> ■ <i>Other</i>
		Total	18			
FC-092gr	Gravid Trap	Larimer	Udall Natural Gravid			

Trap #	Date	Species	Count	Percent
--------	------	---------	-------	---------

08/18/2019	<i>Culex pipiens</i>	18	100.0%
Total		18	



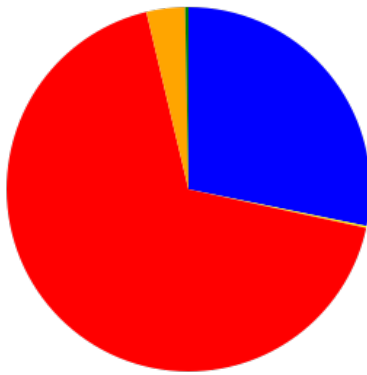
- *Aedes-Oc*
- *Anopheles*
- *Culex*
- *Culiseta*
- *Other*

Trap #	Date	Species	Count	Percent
--------	------	---------	-------	---------

08/21/2019	<i>Aedes vexans</i>	9	52.9%
08/21/2019	<i>Culex tarsalis</i>	8	47.1%
Total		17	



- *Aedes-Oc*
- *Anopheles*
- *Culex*
- *Culiseta*
- *Other*



	TOTAL	%
■ <i>Aedes-Oc</i>	866	28.2%
■ <i>Anopheles</i>	5	0.2%
■ <i>Culex</i>	2,082	67.9%
■ <i>Culiseta</i>	105	3.4%
■ <i>Other</i>	9	0.3%