



Adult Trap Data - Detail

Start Date: 08/20/2017 End Date: 08/26/2017

Fort Collins

| Trap # | Date | Species | Count | Percent | | |
|----------|----------------|--------------------------------|------------------------------|------------|--------|---|
| FC-052 | CDC Light Trap | Larimer 603 Gilgalad | | | | |
| | | 08/22/2017 | <i>Aedes vexans</i> | 636 | 99.7% | <ul style="list-style-type: none"> ■ Aedes-Oc ■ Anopheles ■ Culex ■ Culiseta ■ Other |
| | | 08/22/2017 | <i>Culex tarsalis</i> | 2 | 0.3% | |
| | | Total | | 638 | | |
| FC-066gr | Gravid Trap | Larimer Prospect Ponds Gravid | | | | |
| | | 08/20/2017 | <i>Aedes vexans</i> | 782 | 99.6% | <ul style="list-style-type: none"> ■ Aedes-Oc ■ Anopheles ■ Culex ■ Culiseta ■ Other |
| | | 08/20/2017 | <i>Culex pipiens</i> | 3 | 0.4% | |
| | | Total | | 785 | | |
| FC-063gr | Gravid Trap | Larimer Red Fox Meadows Gravid | | | | |
| | | 08/22/2017 | <i>Culex pipiens</i> | 17 | 100.0% | <ul style="list-style-type: none"> ■ Aedes-Oc ■ Anopheles ■ Culex ■ Culiseta ■ Other |
| | | Total | | 17 | | |
| FC-047 | CDC Light Trap | Larimer Keenland and Twin Oak | | | | |
| | | 08/22/2017 | <i>Aedes vexans</i> | 17 | 68.0% | <ul style="list-style-type: none"> ■ Aedes-Oc ■ Anopheles ■ Culex ■ Culiseta ■ Other |
| | | 08/22/2017 | <i>Culex tarsalis</i> | 5 | 20.0% | |
| | | 08/22/2017 | <i>Ochlerotatus dorsalis</i> | 3 | 12.0% | |
| | | Total | | 25 | | |
| FC-001 | CDC Light Trap | Larimer Magic Carpet | | | | |
| | | 08/23/2017 | <i>Aedes vexans</i> | 4 | 100.0% | <ul style="list-style-type: none"> ■ Aedes-Oc ■ Anopheles ■ Culex ■ Culiseta ■ Other |
| | | Total | | 4 | | |
| FC-093 | CDC Light Trap | Larimer | Lopez Elementary | | | |



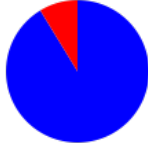
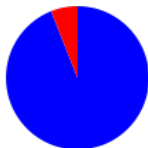
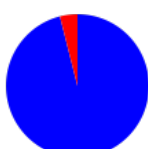
| Trap # | Date | Species | Count | Percent | | |
|--------|------------|-----------------------|-----------|---------|--|---|
| | 08/23/2017 | <i>Aedes vexans</i> | 48 | 92.3% | | <ul style="list-style-type: none"> ■ Aedes-Oc ■ Anopheles ■ Culex ■ Culiseta ■ Other |
| | 08/23/2017 | <i>Culex tarsalis</i> | 4 | 7.7% | | |
| | | Total | 52 | | | |

| FC-039 | CDC Light Trap | Larimer | Fossil Creek South | | | | | |
|--------|----------------|---------|--------------------|-------------------------------|------------|-------|--|---|
| | | | 08/21/2017 | <i>Aedes vexans</i> | 192 | 67.6% | | <ul style="list-style-type: none"> ■ Aedes-Oc ■ Anopheles ■ Culex ■ Culiseta ■ Other |
| | | | 08/21/2017 | <i>Culex pipiens</i> | 4 | 1.4% | | |
| | | | 08/21/2017 | <i>Culex tarsalis</i> | 32 | 11.3% | | |
| | | | 08/21/2017 | <i>Culiseta inornata</i> | 7 | 2.5% | | |
| | | | 08/21/2017 | <i>Ochlerotatus dorsalis</i> | 3 | 1.1% | | |
| | | | 08/21/2017 | <i>Ochlerotatus melanimon</i> | 46 | 16.2% | | |
| | | | | Total | 284 | | | |

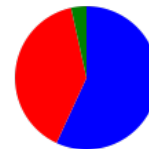
| FC-069 | CDC Light Trap | Larimer | Linden Lake | | | | | |
|--------|----------------|---------|-------------|------------------------------|-----------|-------|--|---|
| | | | 08/20/2017 | <i>Aedes vexans</i> | 45 | 70.3% | | <ul style="list-style-type: none"> ■ Aedes-Oc ■ Anopheles ■ Culex ■ Culiseta ■ Other |
| | | | 08/20/2017 | <i>Culex pipiens</i> | 7 | 10.9% | | |
| | | | 08/20/2017 | <i>Culex tarsalis</i> | 9 | 14.1% | | |
| | | | 08/20/2017 | <i>Culiseta inornata</i> | 1 | 1.6% | | |
| | | | 08/20/2017 | <i>Ochlerotatus dorsalis</i> | 2 | 3.1% | | |
| | | | | Total | 64 | | | |

| FC-060 | CDC Light Trap | Larimer | 808 Ponderosa | | | | | |
|--------|----------------|---------|---------------|-----------------------|-----------|-------|--|---|
| | | | 08/22/2017 | <i>Aedes vexans</i> | 42 | 87.5% | | <ul style="list-style-type: none"> ■ Aedes-Oc ■ Anopheles ■ Culex ■ Culiseta ■ Other |
| | | | 08/22/2017 | <i>Culex tarsalis</i> | 6 | 12.5% | | |
| | | | | Total | 48 | | | |

| FC-073 | CDC Light Trap | Larimer | 118 N Grant | | | | | |
|--------|----------------|---------|-------------|-----------------------|------------|-------|--|---|
| | | | 08/22/2017 | <i>Aedes vexans</i> | 97 | 95.1% | | <ul style="list-style-type: none"> ■ Aedes-Oc ■ Anopheles ■ Culex ■ Culiseta ■ Other |
| | | | 08/22/2017 | <i>Culex tarsalis</i> | 5 | 4.9% | | |
| | | | | Total | 102 | | | |

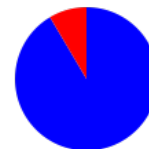
| Trap # | Date | Species | Count | Percent | | | |
|--------------|----------------|-----------|-----------------------------|------------------------------|-----------|--------|---|
| FC-089 gr | Gravid Trap | Larimer | Kunz Ct and Brook Dr Gravid | | | | |
| | | | 08/23/2017 | <i>Culex pipiens</i> | 16 | 100.0% |  <ul style="list-style-type: none"> ■ Aedes-Oc ■ Anopheles ■ Culex ■ Culiseta ■ Other |
| | | | Total | | 16 | | |
| FC-029 | CDC Light Trap | Larimer | Ben's Park | | | | |
| | | | 08/23/2017 | <i>Aedes vexans</i> | 61 | 74.4% |  <ul style="list-style-type: none"> ■ Aedes-Oc ■ Anopheles ■ Culex ■ Culiseta ■ Other |
| | | | 08/23/2017 | <i>Culex pipiens</i> | 3 | 3.7% | |
| | | | 08/23/2017 | <i>Culex tarsalis</i> | 15 | 18.3% | |
| | | | 08/23/2017 | <i>Ochlerotatus dorsalis</i> | 3 | 3.7% | |
| Total | | 82 | | | | | |
| FC-068 | CDC Light Trap | Larimer | 5029 Crest Drive | | | | |
| | | | 08/23/2017 | <i>Aedes vexans</i> | 21 | 91.3% |  <ul style="list-style-type: none"> ■ Aedes-Oc ■ Anopheles ■ Culex ■ Culiseta ■ Other |
| | | | 08/23/2017 | <i>Culex tarsalis</i> | 2 | 8.7% | |
| Total | | 23 | | | | | |
| FC-019 | CDC Light Trap | Boulder | Edora Park | | | | |
| | | | 08/20/2017 | <i>Aedes vexans</i> | 47 | 94.0% |  <ul style="list-style-type: none"> ■ Aedes-Oc ■ Anopheles ■ Culex ■ Culiseta ■ Other |
| | | | 08/20/2017 | <i>Culex pipiens</i> | 3 | 6.0% | |
| Total | | 50 | | | | | |
| FC-063 | CDC Light Trap | Larimer | Red Fox Meadows | | | | |
| | | | 08/22/2017 | <i>Aedes vexans</i> | 73 | 96.1% |  <ul style="list-style-type: none"> ■ Aedes-Oc ■ Anopheles ■ Culex ■ Culiseta ■ Other |
| | | | 08/22/2017 | <i>Culex pipiens</i> | 2 | 2.6% | |
| | | | 08/22/2017 | <i>Culex tarsalis</i> | 1 | 1.3% | |
| Total | | 76 | | | | | |
| FC-066 | CDC Light Trap | | Prospect Ponds | | | | |

| Trap # | Date | Species | Count | Percent |
|--------|------------|----------------------------------|-----------|---------|
| | 08/20/2017 | <i>Coquillettidia perturbans</i> | 2 | 3.4% |
| | 08/20/2017 | <i>Culex pipiens</i> | 18 | 31.0% |
| | 08/20/2017 | <i>Culex tarsalis</i> | 5 | 8.6% |
| | 08/20/2017 | <i>Ochlerotatus dorsalis</i> | 33 | 56.9% |
| | | Total | 58 | |



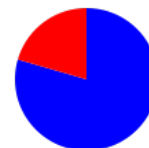
- Aedes-Oc
- Anopheles
- Culex
- Culiseta
- Other

| FC-004 | CDC Light Trap | Larimer | Bighorn | | |
|--------|----------------|------------|---------------------------------|------------|-------|
| | | 08/21/2017 | <i>Aedes vexans</i> | 137 | 77.8% |
| | | 08/21/2017 | <i>Culex pipiens</i> | 9 | 5.1% |
| | | 08/21/2017 | <i>Culex tarsalis</i> | 6 | 3.4% |
| | | 08/21/2017 | <i>Ochlerotatus melanimon</i> | 22 | 12.5% |
| | | 08/21/2017 | <i>Ochlerotatus trivittatus</i> | 2 | 1.1% |
| | | | Total | 176 | |



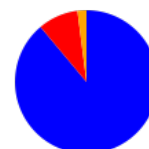
- Aedes-Oc
- Anopheles
- Culex
- Culiseta
- Other

| FC-027 | CDC Light Trap | Larimer | 3001 San Luis | | |
|--------|----------------|------------|------------------------------|-----------|-------|
| | | 08/22/2017 | <i>Aedes vexans</i> | 26 | 66.7% |
| | | 08/22/2017 | <i>Culex tarsalis</i> | 8 | 20.5% |
| | | 08/22/2017 | <i>Ochlerotatus dorsalis</i> | 5 | 12.8% |
| | | | Total | 39 | |



- Aedes-Oc
- Anopheles
- Culex
- Culiseta
- Other

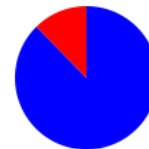
| FC-034 | CDC Light Trap | Larimer | Country Club | | |
|--------|----------------|------------|-------------------------------|-----------|-------|
| | | 08/20/2017 | <i>Aedes vexans</i> | 85 | 85.9% |
| | | 08/20/2017 | <i>Culex tarsalis</i> | 9 | 9.1% |
| | | 08/20/2017 | <i>Culiseta inornata</i> | 2 | 2.0% |
| | | 08/20/2017 | <i>Ochlerotatus melanimon</i> | 3 | 3.0% |
| | | | Total | 99 | |



- Aedes-Oc
- Anopheles
- Culex
- Culiseta
- Other

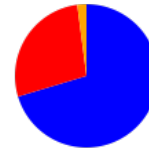
| FC-054 | CDC Light Trap | Larimer | 737 Parliament |
|--------|----------------|---------|----------------|
|--------|----------------|---------|----------------|

| Trap # | Date | Species | Count | Percent |
|--------|------------|-----------------------|-----------|---------|
| | 08/23/2017 | <i>Aedes vexans</i> | 71 | 87.7% |
| | 08/23/2017 | <i>Culex tarsalis</i> | 10 | 12.3% |
| | | Total | 81 | |



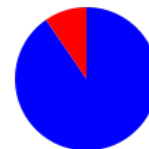
- Aedes-Oc
- Anopheles
- Culex
- Culiseta
- Other

| FC-064 | CDC Light Trap | Larimer | West Chase | Date | Species | Count | Percent |
|--------|----------------|---------|------------|------------|-------------------------------|------------|---------|
| | | | | 08/21/2017 | <i>Aedes vexans</i> | 83 | 57.2% |
| | | | | 08/21/2017 | <i>Culex pipiens</i> | 12 | 8.3% |
| | | | | 08/21/2017 | <i>Culex tarsalis</i> | 28 | 19.3% |
| | | | | 08/21/2017 | <i>Culiseta inornata</i> | 3 | 2.1% |
| | | | | 08/21/2017 | <i>Ochlerotatus dorsalis</i> | 5 | 3.4% |
| | | | | 08/21/2017 | <i>Ochlerotatus melanimon</i> | 14 | 9.7% |
| | | | | | Total | 145 | |



- Aedes-Oc
- Anopheles
- Culex
- Culiseta
- Other

| FC-036 | CDC Light Trap | Hemlock | | Date | Species | Count | Percent |
|--------|----------------|---------|--|------------|-------------------------------|------------|---------|
| | | | | 08/20/2017 | <i>Aedes vexans</i> | 223 | 82.3% |
| | | | | 08/20/2017 | <i>Culex pipiens</i> | 3 | 1.1% |
| | | | | 08/20/2017 | <i>Culex tarsalis</i> | 23 | 8.5% |
| | | | | 08/20/2017 | <i>Ochlerotatus dorsalis</i> | 18 | 6.6% |
| | | | | 08/20/2017 | <i>Ochlerotatus melanimon</i> | 4 | 1.5% |
| | | | | | Total | 271 | |



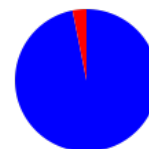
- Aedes-Oc
- Anopheles
- Culex
- Culiseta
- Other

| FC-040gr | Gravid Trap | Redwood Gravid | | Date | Species | Count | Percent |
|----------|-------------|----------------|--|------------|----------------------|-----------|---------|
| | | | | 08/20/2017 | <i>Culex pipiens</i> | 41 | 100.0% |
| | | | | | Total | 41 | |



- Aedes-Oc
- Anopheles
- Culex
- Culiseta
- Other


| FC-014 | CDC Light Trap | Larimer | FC Visitors Centers | Date | Species | Count | Percent |
|--------|----------------|---------|---------------------|------------|------------------------------|-----------|---------|
| | | | | 08/20/2017 | <i>Aedes vexans</i> | 22 | 68.8% |
| | | | | 08/20/2017 | <i>Culex tarsalis</i> | 1 | 3.1% |
| | | | | 08/20/2017 | <i>Ochlerotatus dorsalis</i> | 9 | 28.1% |
| | | | | | Total | 32 | |



- Aedes-Oc
- Anopheles
- Culex
- Culiseta
- Other


| Trap # | Date | Species | Count | Percent |
|--------|------|---------|-------|---------|
|--------|------|---------|-------|---------|

| FC-049 | CDC Light Trap | Larimer | Casa Grande and Downing | | |
|--------|----------------|------------|-------------------------|-----------|-------|
| | | 08/23/2017 | <i>Aedes vexans</i> | 9 | 75.0% |
| | | 08/23/2017 | <i>Culex tarsalis</i> | 3 | 25.0% |
| | | | Total | 12 | |



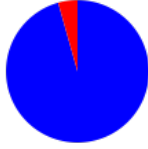
- Aedes-Oc
- Anopheles
- Culex
- Culiseta
- Other

| FC-088gr | Gravid Trap | Larimer | English Ranch Gravid | | |
|----------|-------------|------------|----------------------|-----------|--------|
| | | 08/21/2017 | <i>Culex pipiens</i> | 69 | 100.0% |
| | | | Total | 69 | |




- Aedes-Oc
- Anopheles
- Culex
- Culiseta
- Other

| FC-038 | CDC Light Trap | Larimer | Lochside Lane | | |
|--------|----------------|------------|-----------------------|-----------|-------|
| | | 08/20/2017 | <i>Aedes vexans</i> | 22 | 95.7% |
| | | 08/20/2017 | <i>Culex tarsalis</i> | 1 | 4.3% |
| | | | Total | 23 | |



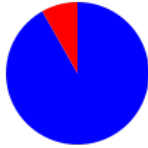
- Aedes-Oc
- Anopheles
- Culex
- Culiseta
- Other

| FC-037 | CDC Light Trap | Larimer | Chelsea Ridge | | |
|--------|----------------|------------|-----------------------|-----------|-------|
| | | 08/23/2017 | <i>Aedes vexans</i> | 53 | 66.3% |
| | | 08/23/2017 | <i>Culex tarsalis</i> | 27 | 33.8% |
| | | | Total | 80 | |



- Aedes-Oc
- Anopheles
- Culex
- Culiseta
- Other

| FC-015 | CDC Light Trap | Larimer | Stuart and Dorset | | |
|--------|----------------|------------|------------------------------|------------|-------|
| | | 08/22/2017 | <i>Aedes vexans</i> | 98 | 89.1% |
| | | 08/22/2017 | <i>Culex pipiens</i> | 3 | 2.7% |
| | | 08/22/2017 | <i>Culex tarsalis</i> | 6 | 5.5% |
| | | 08/22/2017 | <i>Ochlerotatus dorsalis</i> | 3 | 2.7% |
| | | | Total | 110 | |



- Aedes-Oc
- Anopheles
- Culex
- Culiseta
- Other

| FC-067 | CDC Light Trap | | Poudre River Trail | | |
|--------|----------------|--|--------------------|--|--|
|--------|----------------|--|--------------------|--|--|

| Trap # | Date | Species | Count | Percent | | |
|--------|------------|-------------------------------|-------------|---------|--|---|
| | 08/20/2017 | <i>Aedes vexans</i> | 1957 | 95.6% | | <ul style="list-style-type: none"> ■ Aedes-Oc ■ Anopheles ■ Culex ■ Culiseta ■ Other |
| | 08/20/2017 | <i>Culex pipiens</i> | 30 | 1.5% | | |
| | 08/20/2017 | <i>Culex tarsalis</i> | 25 | 1.2% | | |
| | 08/20/2017 | <i>Culiseta inornata</i> | 4 | 0.2% | | |
| | 08/20/2017 | <i>Ochlerotatus melanimon</i> | 32 | 1.6% | | |
| | | Total | 2048 | | | |

| FC-075gr | Gravid Trap | Larimer | Sage Creek North Gravid | | | | |
|----------|-------------|------------|-------------------------|-----------|-------|--|---|
| | | 08/21/2017 | <i>Aedes vexans</i> | 2 | 2.1% | | <ul style="list-style-type: none"> ■ Aedes-Oc ■ Anopheles ■ Culex ■ Culiseta ■ Other |
| | | 08/21/2017 | <i>Culex pipiens</i> | 93 | 97.9% | | |
| | | | Total | 95 | | | |

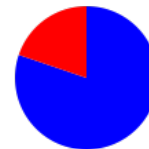
| FC-091gr | Gravid Trap | | PVH Gravid | | | | |
|----------|-------------|------------|----------------------|----------|--------|--|---|
| | | 08/20/2017 | <i>Culex pipiens</i> | 9 | 100.0% | | <ul style="list-style-type: none"> ■ Aedes-Oc ■ Anopheles ■ Culex ■ Culiseta ■ Other |
| | | | Total | 9 | | | |

| FC-011 | CDC Light Trap | Larimer | Golden Current | | | | |
|--------|----------------|------------|-------------------------------|------------|-------|--|---|
| | | 08/22/2017 | <i>Aedes vexans</i> | 175 | 76.8% | | <ul style="list-style-type: none"> ■ Aedes-Oc ■ Anopheles ■ Culex ■ Culiseta ■ Other |
| | | 08/22/2017 | <i>Culex pipiens</i> | 50 | 21.9% | | |
| | | 08/22/2017 | <i>Culex tarsalis</i> | 1 | 0.4% | | |
| | | 08/22/2017 | <i>Ochlerotatus melanimon</i> | 2 | 0.9% | | |
| | | | Total | 228 | | | |

| FC-046 | CDC Light Trap | Larimer | 725 Westshore Ct | | | | |
|--------|----------------|------------|-----------------------|-----------|-------|--|---|
| | | 08/22/2017 | <i>Aedes vexans</i> | 27 | 75.0% | | <ul style="list-style-type: none"> ■ Aedes-Oc ■ Anopheles ■ Culex ■ Culiseta ■ Other |
| | | 08/22/2017 | <i>Culex pipiens</i> | 3 | 8.3% | | |
| | | 08/22/2017 | <i>Culex tarsalis</i> | 6 | 16.7% | | |
| | | | Total | 36 | | | |

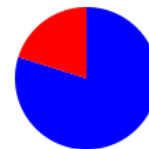
| FC-041 | CDC Light Trap | Larimer | Fishback | | | |
|--------|----------------|---------|----------|--|--|--|
|--------|----------------|---------|----------|--|--|--|

| Trap # | Date | Species | Count | Percent |
|--------|------------|-----------------------|------------|---------|
| | 08/22/2017 | <i>Aedes vexans</i> | 158 | 80.2% |
| | 08/22/2017 | <i>Culex pipiens</i> | 8 | 4.1% |
| | 08/22/2017 | <i>Culex pipiens</i> | 12 | 6.1% |
| | 08/22/2017 | <i>Culex tarsalis</i> | 19 | 9.6% |
| | | Total | 197 | |



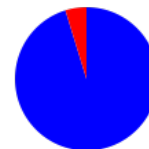
- Aedes-Oc
- Anopheles
- Culex
- Culiseta
- Other

| FC-053 | CDC Light Trap | Larimer | Egret and Rookery | | |
|--------|----------------|------------|-------------------------------|------------|-------|
| | | 08/21/2017 | <i>Aedes vexans</i> | 89 | 74.8% |
| | | 08/21/2017 | <i>Culex pipiens</i> | 4 | 3.4% |
| | | 08/21/2017 | <i>Culex tarsalis</i> | 20 | 16.8% |
| | | 08/21/2017 | <i>Ochlerotatus melanimon</i> | 6 | 5.0% |
| | | | Total | 119 | |



- Aedes-Oc
- Anopheles
- Culex
- Culiseta
- Other

| FC-031 | CDC Light Trap | Larimer | Willow Springs | | |
|--------|----------------|------------|------------------------------|-----------|-------|
| | | 08/22/2017 | <i>Aedes vexans</i> | 32 | 76.2% |
| | | 08/22/2017 | <i>Culex tarsalis</i> | 2 | 4.8% |
| | | 08/22/2017 | <i>Ochlerotatus dorsalis</i> | 8 | 19.0% |
| | | | Total | 42 | |



- Aedes-Oc
- Anopheles
- Culex
- Culiseta
- Other

| FC-057 | CDC Light Trap | Larimer | Registry Ridge | | |
|--------|----------------|------------|-------------------------------|-----------|-------|
| | | 08/23/2017 | <i>Aedes vexans</i> | 19 | 54.3% |
| | | 08/23/2017 | <i>Culex pipiens</i> | 3 | 8.6% |
| | | 08/23/2017 | <i>Culex tarsalis</i> | 8 | 22.9% |
| | | 08/23/2017 | <i>Ochlerotatus melanimon</i> | 5 | 14.3% |
| | | | Total | 35 | |



- Aedes-Oc
- Anopheles
- Culex
- Culiseta
- Other


| FC-023 | CDC Light Trap | Larimer | Boltz | | |
|--------|----------------|------------|------------------------------|------------|-------|
| | | 08/22/2017 | <i>Aedes vexans</i> | 123 | 70.7% |
| | | 08/22/2017 | <i>Culex pipiens</i> | 14 | 8.0% |
| | | 08/22/2017 | <i>Culex tarsalis</i> | 17 | 9.8% |
| | | 08/22/2017 | <i>Ochlerotatus dorsalis</i> | 20 | 11.5% |
| | | | Total | 174 | |



- Aedes-Oc
- Anopheles
- Culex
- Culiseta
- Other


| Trap # | Date | Species | Count | Percent |
|--------|------|---------|-------|---------|
|--------|------|---------|-------|---------|

| FC-062 | CDC Light Trap | Larimer | Water's Edge at Blue Mesa |
|--------|----------------|------------|-------------------------------|
| | | 08/23/2017 | <i>Aedes vexans</i> 24 85.7% |
| | | 08/23/2017 | <i>Culex tarsalis</i> 4 14.3% |
| | | | Total 28 |




- Aedes-Oc
- Anopheles
- Culex
- Culiseta
- Other

| FC-029gr | Gravid Trap | Larimer | Ben's Park Gravid |
|----------|-------------|------------|--------------------------------|
| | | 08/23/2017 | <i>Culex pipiens</i> 21 100.0% |
| | | | Total 21 |



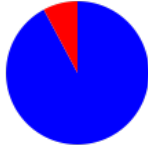
- Aedes-Oc
- Anopheles
- Culex
- Culiseta
- Other

| FC-075 | CDC Light Trap | Larimer | Sage Creek North |
|--------|----------------|------------|--------------------------------|
| | | 08/21/2017 | <i>Aedes vexans</i> 58 50.9% |
| | | 08/21/2017 | <i>Culex pipiens</i> 26 22.8% |
| | | 08/21/2017 | <i>Culex tarsalis</i> 30 26.3% |
| | | | Total 114 |




- Aedes-Oc
- Anopheles
- Culex
- Culiseta
- Other

| FC-059 | CDC Light Trap | Larimer | Springwood and Lochwood |
|--------|----------------|------------|------------------------------|
| | | 08/22/2017 | <i>Aedes vexans</i> 59 92.2% |
| | | 08/22/2017 | <i>Culex tarsalis</i> 5 7.8% |
| | | | Total 64 |



- Aedes-Oc
- Anopheles
- Culex
- Culiseta
- Other

| FC-040 | CDC Light Trap | Larimer | Redwood |
|--------|----------------|------------|-------------------------------|
| | | 08/20/2017 | <i>Aedes vexans</i> 1 14.3% |
| | | 08/20/2017 | <i>Culex pipiens</i> 4 57.1% |
| | | 08/20/2017 | <i>Culex tarsalis</i> 2 28.6% |
| | | | Total 7 |



- Aedes-Oc
- Anopheles
- Culex
- Culiseta
- Other

| FC-006 | CDC Light Trap | Larimer | N. Linden |
|--------|----------------|---------|-----------|
|--------|----------------|---------|-----------|

| Trap # | Date | Species | Count | Percent |
|--------|------------|-------------------------------|-------------|---------|
| | 08/20/2017 | <i>Aedes vexans</i> | 1448 | 97.4% |
| | 08/20/2017 | <i>Culex pipiens</i> | 7 | 0.5% |
| | 08/20/2017 | <i>Culex tarsalis</i> | 12 | 0.8% |
| | 08/20/2017 | <i>Culiseta inornata</i> | 8 | 0.5% |
| | 08/20/2017 | <i>Ochlerotatus dorsalis</i> | 4 | 0.3% |
| | 08/20/2017 | <i>Ochlerotatus melanimon</i> | 8 | 0.5% |
| | | Total | 1487 | |



| FC-074 | CDC Light Trap | Larimer | Rock Creek | | |
|--------|----------------|------------|-------------------------------|------------|-------|
| | | 08/21/2017 | <i>Aedes vexans</i> | 567 | 81.6% |
| | | 08/21/2017 | <i>Culex pipiens</i> | 12 | 1.7% |
| | | 08/21/2017 | <i>Culex tarsalis</i> | 27 | 3.9% |
| | | 08/21/2017 | <i>Ochlerotatus melanimon</i> | 89 | 12.8% |
| | | | Total | 695 | |




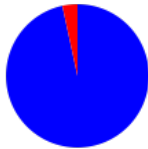


| FC-058 | CDC Light Trap | Larimer | Spring Creek Trail - Michner Drive | | |
|--------|----------------|------------|------------------------------------|-----------|-------|
| | | 08/23/2017 | <i>Aedes vexans</i> | 6 | 50.0% |
| | | 08/23/2017 | <i>Culex pipiens</i> | 4 | 33.3% |
| | | 08/23/2017 | <i>Ochlerotatus dorsalis</i> | 2 | 16.7% |
| | | | Total | 12 | |



| FC-061 | CDC Light Trap | Larimer | Holley Plant Research Center | | |
|--------|----------------|------------|------------------------------|------------|-------|
| | | 08/22/2017 | <i>Aedes vexans</i> | 704 | 99.0% |
| | | 08/22/2017 | <i>Culex tarsalis</i> | 7 | 1.0% |
| | | | Total | 711 | |



| FC-092gr | Gravid Trap | Udall Natural Area |
|----------|-------------|--------------------|
|----------|-------------|--------------------|

| Trap # | Date | Species | Count | Percent | | |
|---------------|-----------------------|------------------------------|-------------------------|---------|---|---|
| | 08/20/2017 | <i>Culex pipiens</i> | 6 | 100.0% |  | <ul style="list-style-type: none"> ■ Aedes-Oc ■ Anopheles ■ Culex ■ Culiseta ■ Other |
| | | Total | 6 | | | |
| FC-072 | CDC Light Trap | Larimer | 422 Lake Drive | | | |
| | 08/20/2017 | <i>Aedes vexans</i> | 282 | 95.6% |  | <ul style="list-style-type: none"> ■ Aedes-Oc ■ Anopheles ■ Culex ■ Culiseta ■ Other |
| | 08/20/2017 | <i>Culex tarsalis</i> | 10 | 3.4% | | |
| | 08/20/2017 | <i>Ochlerotatus dorsalis</i> | 3 | 1.0% | | |
| | | Total | 295 | | | |
| FC-071 | CDC Light Trap | Larimer | Silvergater Road | | | |
| | 08/23/2017 | <i>Aedes vexans</i> | 7 | 58.3% |  | <ul style="list-style-type: none"> ■ Aedes-Oc ■ Anopheles ■ Culex ■ Culiseta ■ Other |
| | 08/23/2017 | <i>Culex tarsalis</i> | 5 | 41.7% | | |
| | | Total | 12 | | | |
| FC-050 | CDC Light Trap | Larimer | Golden Meadows | | | |
| | 08/22/2017 | <i>Aedes vexans</i> | 75 | 88.2% |  | <ul style="list-style-type: none"> ■ Aedes-Oc ■ Anopheles ■ Culex ■ Culiseta ■ Other |
| | 08/22/2017 | <i>Culex pipiens</i> | 3 | 3.5% | | |
| | 08/22/2017 | <i>Culex tarsalis</i> | 7 | 8.2% | | |
| | | Total | 85 | | | |