
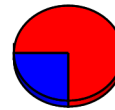


Trap #	Date	Species	Count	Percent
FC-001	LIGHT	Larimer	Magic Carpet	
		07/04/2017	Aedes vexans	1 25 %
		07/04/2017	Culex tarsalis	3 75 %
Trap Total			4	



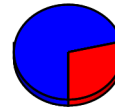
FC-004	LIGHT	Larimer	Bighorn Drive	
		07/04/2017	Aedes (Oc.) melanimon	1 4 %
		07/04/2017	Aedes vexans	16 62 %
		07/04/2017	Culex pipiens	1 4 %
		07/04/2017	Culex tarsalis	7 27 %
		07/04/2017	Culiseta inornata	1 4 %
Trap Total			26	



FC-006	LIGHT	Larimer	North Linden	
		07/03/2017	Aedes (Oc.) dorsalis	7 3 %
		07/03/2017	Aedes (Oc.) increpitus	1 0 %
		07/03/2017	Aedes vexans	120 56 %
		07/03/2017	Culex pipiens	3 1 %
		07/03/2017	Culex tarsalis	76 35 %
		07/03/2017	Culiseta inornata	9 4 %
Trap Total			216	



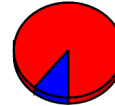
FC-011	LIGHT	Larimer	Golden Currant	
		07/06/2017	Aedes vexans	5 71 %
		07/06/2017	Culex pipiens	2 29 %
Trap Total			7	




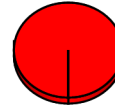
FC-014	LIGHT	Larimer	Fort Collins Vistors Center	
		07/03/2017	Aedes (Oc.) dorsalis	12 46 %
		07/03/2017	Aedes vexans	9 35 %
07/03/2017	Culex tarsalis	5 19 %		

Trap #	Date	Species	Count	Percent
Trap Total			26	
<ul style="list-style-type: none"> ■ Aedes-Oc ■ Anopheles ■ Culex ■ Culiseta ■ Other 				
FC-015	LIGHT	Larimer	Stuart and Dorset	
	07/06/2017	Operational but empty		0 0 % EBO
Trap Total			0	
<ul style="list-style-type: none"> ■ Aedes-Oc ■ Anopheles ■ Culex ■ Culiseta ■ Other 				
FC-019	LIGHT	Larimer	Edora Park	
	07/03/2017	Aedes (Oc.) dorsalis	2	2 %
	07/03/2017	Aedes (Oc.) increpitus	1	1 %
	07/03/2017	Aedes (Oc.) melanimon	1	1 %
	07/03/2017	Aedes vexans	96	81 %
	07/03/2017	Coquillettidia perturban	4	3 %
	07/03/2017	Culex tarsalis	15	13 %
Trap Total			119	
<ul style="list-style-type: none"> ■ Aedes-Oc ■ Anopheles ■ Culex ■ Culiseta ■ Other 				
FC-023	LIGHT	Larimer	Boltz	
	07/04/2017	Aedes (Oc.) dorsalis	1	6 %
	07/04/2017	Aedes vexans	5	28 %
	07/04/2017	Culex tarsalis	11	61 %
	07/04/2017	Culiseta inornata	1	6 %
Trap Total			18	
<ul style="list-style-type: none"> ■ Aedes-Oc ■ Anopheles ■ Culex ■ Culiseta ■ Other 				
FC-027	LIGHT	Larimer	San Luis	
	07/04/2017	Aedes (Oc.) dorsalis	6	6 %
	07/04/2017	Aedes vexans	55	54 %
	07/04/2017	Culex tarsalis	37	36 %
	07/04/2017	Culiseta inornata	4	4 %
Trap Total			102	
<ul style="list-style-type: none"> ■ Aedes-Oc ■ Anopheles ■ Culex ■ Culiseta ■ Other 				

Trap #	Date	Species	Count	Percent
FC-029	LIGHT	Larimer	Bens Park	
	07/04/2017	Aedes (Oc.) dorsalis	3	6 %
	07/04/2017	Aedes vexans	2	4 %
	07/04/2017	Culex tarsalis	42	89 %
		Trap Total	47	



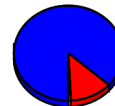
FC-029g	GRAVID	Larimer	Bens Park	
	07/04/2017	Culex pipiens	42	100 %
		Trap Total	42	



FC-031	LIGHT	Larimer	Willow Springs	
	07/04/2017	Aedes (Oc.) dorsalis	4	5 %
	07/04/2017	Aedes vexans	9	12 %
	07/04/2017	Culex tarsalis	63	83 %
		Trap Total	76	




FC-034	LIGHT	Larimer	Country Club	
	07/03/2017	Aedes (Oc.) dorsalis	14	6 %
	07/03/2017	Aedes (Oc.) increpitus	3	1 %
	07/03/2017	Aedes (Oc.) trivittatus	2	1 %
	07/03/2017	Aedes vexans	195	79 %
	07/03/2017	Culex pipiens	2	1 %
	07/03/2017	Culex tarsalis	29	12 %
	07/03/2017	Culiseta inornata	2	1 %
		Trap Total	247	

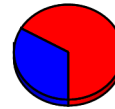


FC-036	LIGHT	Larimer	Hemlock	
	07/03/2017	Aedes (Oc.) dorsalis	3	2 %
	07/03/2017	Aedes (Oc.) increpitus	2	1 %
	07/03/2017	Aedes vexans	113	73 %
	07/03/2017	Coquillettidia perturbans	1	1 %
	07/03/2017	Culex pipiens	2	1 %


Trap #	Date	Species	Count	Percent
	07/03/2017	Culex tarsalis	29	19 %
	07/03/2017	Culiseta inornata	4	3 %
Trap Total			154	



FC-037	LIGHT	Larimer	Chelsea Ridge		
		07/04/2017	Aedes vexans	1	33 %
		07/04/2017	Culex tarsalis	2	67 %
Trap Total			3		



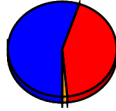
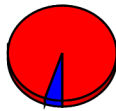
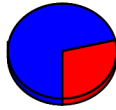
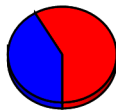
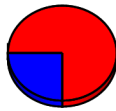
FC-038	LIGHT	Larimer	Lochside Lane		
		07/03/2017	Aedes (Oc.) dorsalis	6	7 %
		07/03/2017	Aedes vexans	39	43 %
		07/03/2017	Culex pipiens	3	3 %
		07/03/2017	Culex tarsalis	35	39 %
		07/03/2017	Culiseta inornata	7	8 %
Trap Total			90		

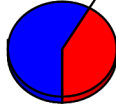

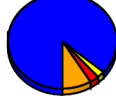
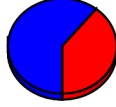
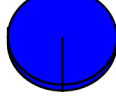


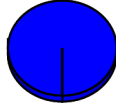


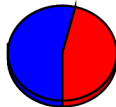
FC-039	LIGHT	Larimer	Fossil Creek South (Greenstone)		
		07/04/2017	Aedes (Oc.) melanimon	15	18 %
		07/04/2017	Aedes vexans	17	20 %
		07/04/2017	Culex tarsalis	32	39 %
		07/04/2017	Culiseta inornata	19	23 %
Trap Total			83		


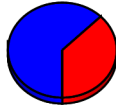


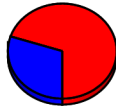


FC-040	LIGHT	Larimer	Redwood		
		07/03/2017	Aedes (Oc.) melanimon	1	1 %
		07/03/2017	Aedes vexans	37	54 %
		07/03/2017	Culex pipiens	3	4 %
		07/03/2017	Culex tarsalis	27	39 %
		07/03/2017	Culiseta inornata	1	1 %

Trap #	Date	Species	Count	Percent		
Trap Total			69			<ul style="list-style-type: none"> ■ Aedes-Oc ■ Anopheles ■ Culex ■ Culiseta ■ Other
FC-040g GRAVID	Larimer	Redwood				
	07/03/2017	Aedes vexans	2	5 %		
	07/03/2017	Culex pipiens	35	90 %		
	07/03/2017	Culex tarsalis	2	5 %		
Trap Total			39			<ul style="list-style-type: none"> ■ Aedes-Oc ■ Anopheles ■ Culex ■ Culiseta ■ Other
FC-041 LIGHT	Larimer	Fishback				
	07/06/2017	Aedes (Oc.) dorsalis	2	2 %		
	07/06/2017	Aedes vexans	65	69 %		
	07/06/2017	Culex pipiens	3	3 %		
	07/06/2017	Culex tarsalis	24	26 %		
Trap Total			94			<ul style="list-style-type: none"> ■ Aedes-Oc ■ Anopheles ■ Culex ■ Culiseta ■ Other
FC-046 LIGHT	Larimer	725 Westshore Court				
	07/04/2017	Aedes (Oc.) dorsalis	1	8 %		
	07/04/2017	Aedes vexans	4	33 %		
	07/04/2017	Culex tarsalis	7	58 %		
Trap Total			12			<ul style="list-style-type: none"> ■ Aedes-Oc ■ Anopheles ■ Culex ■ Culiseta ■ Other
FC-047 LIGHT	Larimer	Keenland & Twin Oak				
	07/04/2017	Aedes vexans	4	25 %		
	07/04/2017	Culex tarsalis	12	75 %		
Trap Total			16			<ul style="list-style-type: none"> ■ Aedes-Oc ■ Anopheles ■ Culex ■ Culiseta ■ Other
FC-049 LIGHT	Larimer	Casa Grande and Downing				
	07/06/2017	Aedes vexans	7	58 %		
	07/06/2017	Culex pipiens	1	8 %		

Trap #	Date	Species	Count	Percent	
	07/06/2017	Culex tarsalis	4	33 %	
		Trap Total	12		 <ul style="list-style-type: none"> ■ Aedes-Oc ■ Anopheles ■ Culex ■ Culiseta ■ Other
FC-050	LIGHT	Larimer	Golden Meadows Ditch		
	07/04/2017	Aedes vexans	15	60 %	
	07/04/2017	Culex tarsalis	9	36 %	
	07/04/2017	Culiseta inornata	1	4 %	
		Trap Total	25		 <ul style="list-style-type: none"> ■ Aedes-Oc ■ Anopheles ■ Culex ■ Culiseta ■ Other
FC-052	LIGHT	Larimer	603 Gilgalad Way		
	07/06/2017	Aedes (Oc.) melanimon	3	1 %	
	07/06/2017	Aedes vexans	186	85 %	
	07/06/2017	Anopheles spp	5	2 %	
	07/06/2017	Culex pipiens	1	0 %	
	07/06/2017	Culex tarsalis	5	2 %	
	07/06/2017	Culiseta inornata	19	9 %	
		Trap Total	219		 <ul style="list-style-type: none"> ■ Aedes-Oc ■ Anopheles ■ Culex ■ Culiseta ■ Other
FC-053	LIGHT	Larimer	Egret and Rookery		
	07/04/2017	Aedes vexans	17	61 %	
	07/04/2017	Culex tarsalis	11	39 %	
		Trap Total	28		 <ul style="list-style-type: none"> ■ Aedes-Oc ■ Anopheles ■ Culex ■ Culiseta ■ Other
FC-054	LIGHT	Larimer	737 Parliament Court		
	07/04/2017	Aedes vexans	1	100 %	
		Trap Total	1		 <ul style="list-style-type: none"> ■ Aedes-Oc ■ Anopheles ■ Culex ■ Culiseta ■ Other
FC-057	LIGHT	Larimer	Registry Ridge- End of Ranger Dr		
	07/04/2017	Aedes (Oc.) dorsalis	1	100 %	


Trap #	Date	Species	Count	Percent		
		Trap Total	1			<ul style="list-style-type: none"> ■ Aedes-Oc ■ Anopheles ■ Culex ■ Culiseta ■ Other
FC-058	LIGHT	Larimer	Spring Creek Trail @ Michener Dr			
	07/06/2017	Aedes vexans	17	81 %		
	07/06/2017	Culex pipiens	2	10 %		
	07/06/2017	Culex tarsalis	2	10 %		
		Trap Total	21			<ul style="list-style-type: none"> ■ Aedes-Oc ■ Anopheles ■ Culex ■ Culiseta ■ Other
FC-059	LIGHT	Larimer	Springwood and Lockwood			
	07/04/2017	Aedes (Oc.) melanimon	1	2 %		
	07/04/2017	Aedes vexans	39	68 %		
	07/04/2017	Culex pipiens	1	2 %		
	07/04/2017	Culex tarsalis	14	25 %		
	07/04/2017	Culiseta inornata	2	4 %		
		Trap Total	57			<ul style="list-style-type: none"> ■ Aedes-Oc ■ Anopheles ■ Culex ■ Culiseta ■ Other
FC-060	LIGHT	Larimer	808 Pondersosa			
	07/06/2017	Aedes vexans	7	54 %		
	07/06/2017	Culex pipiens	1	8 %		
	07/06/2017	Culex tarsalis	5	38 %		
		Trap Total	13			<ul style="list-style-type: none"> ■ Aedes-Oc ■ Anopheles ■ Culex ■ Culiseta ■ Other
FC-061	LIGHT	Larimer	Holley Environ. Plant Research Ctr			
	07/06/2017	Aedes (Oc.) dorsalis	1	1 %		
	07/06/2017	Aedes (Oc.) increpitus	2	1 %		
	07/06/2017	Aedes vexans	154	78 %		
	07/06/2017	Culex pipiens	3	2 %		
	07/06/2017	Culex tarsalis	22	11 %		
	07/06/2017	Culiseta inornata	15	8 %		

Trap #	Date	Species	Count	Percent		
Trap Total			197			<ul style="list-style-type: none"> ■ Aedes-Oc ■ Anopheles ■ Culex ■ Culiseta ■ Other
FC-062	LIGHT	Larimer	Waters Edge at Blue Mesa			
	07/04/2017	Aedes vexans	5	62 %		
	07/04/2017	Culex tarsalis	3	38 %		
Trap Total			8			<ul style="list-style-type: none"> ■ Aedes-Oc ■ Anopheles ■ Culex ■ Culiseta ■ Other
FC-063	LIGHT	Larimer	Red Fox Meadows FCNA			
	07/06/2017	Aedes vexans	31	100 %		
Trap Total			31			<ul style="list-style-type: none"> ■ Aedes-Oc ■ Anopheles ■ Culex ■ Culiseta ■ Other
FC-063g	GRAVID	Larimer	Red Fox Meadows FCNA			
	07/06/2017	Culex pipiens	109	100 %		
Trap Total			109			<ul style="list-style-type: none"> ■ Aedes-Oc ■ Anopheles ■ Culex ■ Culiseta ■ Other
FC-064	LIGHT	Larimer	West Chase @ Kechter Farm			
	07/04/2017	Aedes (Oc.) dorsalis	1	1 %		
	07/04/2017	Aedes (Oc.) melanimon	6	4 %		
	07/04/2017	Aedes vexans	35	25 %		
	07/04/2017	Culex pipiens	8	6 %		
	07/04/2017	Culex tarsalis	90	64 %		
Trap Total			140			<ul style="list-style-type: none"> ■ Aedes-Oc ■ Anopheles ■ Culex ■ Culiseta ■ Other
FC-066	LIGHT	Larimer	Prospect Ponds @ Drake Water			
	07/03/2017	Aedes (Oc.) dorsalis	5	1 %		
	07/03/2017	Aedes (Oc.) increpitus	20	6 %		
	07/03/2017	Aedes (Oc.) melanimon	3	1 %		
	07/03/2017	Aedes (Oc.) trivittatus	1	0 %		
	07/03/2017	Aedes vexans	238	68 %		

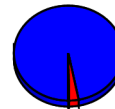
Trap #	Date	Species	Count	Percent
	07/03/2017	Anopheles spp	1	0 %
	07/03/2017	Coquillettidia perturban	66	19 %
	07/03/2017	Culex pipiens	1	0 %
	07/03/2017	Culex tarsalis	14	4 %
		Trap Total	349	




FC-066g GRAVID	Larimer	Prospect Ponds @ Drake Water		
	07/03/2017	Culex pipiens	2	100 %
		Trap Total	2	



FC-067 LIGHT	Larimer	Poudre River Drive at bike trail		
	07/03/2017	Aedes (Oc.) melanimon	92	2 %
	07/03/2017	Aedes vexans	3,551	94 %
	07/03/2017	Culex pipiens	7	0 %
	07/03/2017	Culex tarsalis	100	3 %
	07/03/2017	Culiseta inornata	8	0 %
		Trap Total	3,758	




FC-068 LIGHT	Larimer	502 Crest Drive		
	07/04/2017	Aedes vexans	1	100 %
		Trap Total	1	




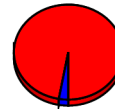
FC-069 LIGHT	Larimer	Linden Lake Rd		
	07/03/2017	Aedes (Oc.) dorsalis	2	1 %
	07/03/2017	Aedes vexans	125	87 %
	07/03/2017	Coquillettidia perturban	2	1 %
	07/03/2017	Culex pipiens	1	1 %
	07/03/2017	Culex tarsalis	6	4 %
	07/03/2017	Culiseta inornata	7	5 %

Trap #	Date	Species	Count	Percent
Trap Total			143	
				<ul style="list-style-type: none"> ■ Aedes-Oc ■ Anopheles ■ Culex ■ Culiseta ■ Other
FC-071	LIGHT	Larimer	Silvergate Road	
	07/04/2017	Operational but empty	0	0 % EBO
Trap Total			0	
				<ul style="list-style-type: none"> ■ Aedes-Oc ■ Anopheles ■ Culex ■ Culiseta ■ Other
FC-072	LIGHT	Larimer	422 Lake Drive Alley	
	07/03/2017	Aedes (Oc.) dorsalis	3	14 %
	07/03/2017	Aedes (Oc.) trivittatus	1	5 %
	07/03/2017	Aedes vexans	16	73 %
	07/03/2017	Culex tarsalis	2	9 %
Trap Total			22	
				<ul style="list-style-type: none"> ■ Aedes-Oc ■ Anopheles ■ Culex ■ Culiseta ■ Other
FC-073	LIGHT	Larimer	118 Grant	
	07/06/2017	Aedes (Oc.) dorsalis	3	7 %
	07/06/2017	Aedes vexans	32	76 %
	07/06/2017	Culex tarsalis	5	12 %
	07/06/2017	Culiseta inornata	2	5 %
Trap Total			42	
				<ul style="list-style-type: none"> ■ Aedes-Oc ■ Anopheles ■ Culex ■ Culiseta ■ Other
FC-074	LIGHT	Larimer	Rockcreek	
	07/04/2017	Aedes (Oc.) dorsalis	18	21 %
	07/04/2017	Aedes vexans	23	27 %
	07/04/2017	Coquillettidia perturban	1	1 %
	07/04/2017	Culex tarsalis	43	51 %
Trap Total			85	
				<ul style="list-style-type: none"> ■ Aedes-Oc ■ Anopheles ■ Culex ■ Culiseta ■ Other
FC-075	LIGHT	Larimer	North Sage Creek	
	07/04/2017	Aedes (Oc.) melanimon	1	1 %

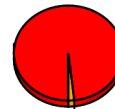
Trap #	Date	Species	Count	Percent
	07/04/2017	Aedes vexans	20	18 %
	07/04/2017	Coquillettidia perturban	1	1 %
	07/04/2017	Culex pipiens	2	2 %
	07/04/2017	Culex tarsalis	84	76 %
	07/04/2017	Culiseta inornata	3	3 %
		Trap Total	111	




FC-075g GRAVID	Larimer	North Sage Creek Gravid		
	07/04/2017	Aedes vexans	2	3 %
	07/04/2017	Culex pipiens	70	97 %
		Trap Total	72	




FC-088g GRAVID	Larimer	English Ranch Park		
	07/04/2017	Culex pipiens	56	98 %
	07/04/2017	Culiseta inornata	1	2 %
		Trap Total	57	



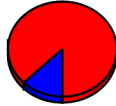


FC-089g GRAVID	Larimer	Kunz Ct and Brook Dr		
	07/04/2017	Culex pipiens	22	100 %
		Trap Total	22	


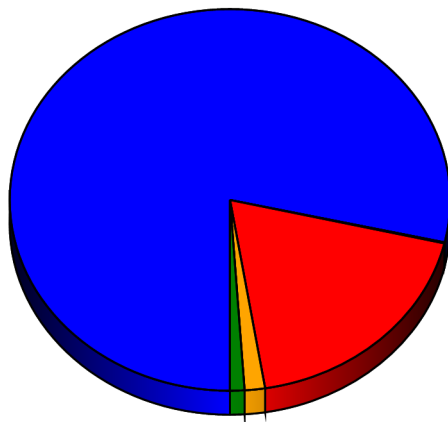


FC-090g GRAVID	Larimer	Mountain Grandview Cemetery		
	07/06/2017	Culex pipiens	50	100 %
		Trap Total	50	



FC-091g GRAVID	Larimer	PVH		
	07/03/2017	Aedes vexans	1	12 %
	07/03/2017	Culex pipiens	7	88 %

Trap #	Date	Species	Count	Percent
Trap Total			8	
				
FC-092g GRAVID	Larimer	Udall Natural Area		
	07/03/2017	Culex pipiens	15	100 %
Trap Total			15	
				
FC-093 LIGHT	Larimer	Lopez Elementary School		
	07/04/2017	Operational but empty	0	0 % EBO
Trap Total			0	
				
Grand Total			7,089	



TOTAL	%
5,570	79 %
6	0 %
1,332	19 %
106	1 %
75	1 %