


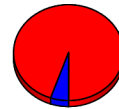



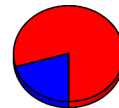
Trap #	Date	Species	Count	Percent
FC-001	LIGHT	Larimer	<b>Magic Carpet</b>	
		08/23/2018	Culex pipiens	5 50 %
		08/23/2018	Culex tarsalis	5 50 %
		<b>Trap Total</b>		<b>10</b>




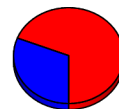
FC-004	LIGHT	Larimer	<b>Bighorn Drive</b>	
		08/21/2018	Aedes vexans	2 5 %
		08/21/2018	Culex pipiens	22 58 %
		08/21/2018	Culex tarsalis	14 37 %
<b>Trap Total</b>		<b>38</b>		



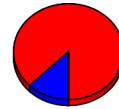
FC-006	LIGHT	Larimer	<b>North Linden</b>	
		08/20/2018	Aedes vexans	21 21 %
		08/20/2018	Culex pipiens	56 55 %
		08/20/2018	Culex tarsalis	25 25 %
<b>Trap Total</b>		<b>102</b>		



FC-011	LIGHT	Larimer	<b>Golden Currant</b>	
		08/22/2018	Aedes vexans	13 31 %
		08/22/2018	Culex pipiens	27 64 %
		08/22/2018	Culex tarsalis	2 5 %
<b>Trap Total</b>		<b>42</b>		

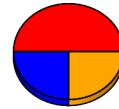


Trap #	Date	Species	Count	Percent
<b>FC-014</b>	<b>LIGHT</b>	<b>Larimer</b>	<b>Fort Collins Vistors Center</b>	
	08/20/2018	Aedes vexans	3	12 %
	08/20/2018	Culex pipiens	19	79 %
	08/20/2018	Culex tarsalis	2	8 %
		<b>Trap Total</b>	<b>24</b>	



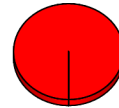
■ Aedes-Oc  
■ Anopheles  
■ Culex  
 ...

<b>FC-015</b>	<b>LIGHT</b>	<b>Larimer</b>	<b>Stuart and Dorset</b>	
	08/22/2018	Aedes vexans	1	25 %
	08/22/2018	Culex pipiens	2	50 %
	08/22/2018	Culiseta inornata	1	25 %
		<b>Trap Total</b>	<b>4</b>	



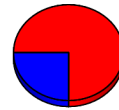
■ Aedes-Oc  
■ Anopheles  
■ Culex  
 ...

<b>FC-019</b>	<b>LIGHT</b>	<b>Larimer</b>	<b>Edora Park</b>	
	08/20/2018	Culex pipiens	7	88 %
	08/20/2018	Culex tarsalis	1	12 %
		<b>Trap Total</b>	<b>8</b>	



■ Aedes-Oc  
■ Anopheles  
■ Culex  
 ...

<b>FC-023</b>	<b>LIGHT</b>	<b>Larimer</b>	<b>Boltz</b>	
	08/21/2018	Aedes (Oc.) dorsalis	1	25 %
	08/21/2018	Culex pipiens	3	75 %
		<b>Trap Total</b>	<b>4</b>	



■ Aedes-Oc  
■ Anopheles  
■ Culex  
 ...

Trap #	Date	Species	Count	Percent
<b>FC-027</b>	<b>LIGHT</b>	<b>Larimer</b>	<b>San Luis</b>	
	08/21/2018	Aedes (Oc.) dorsalis	2	2 %
	08/21/2018	Aedes vexans	7	6 %
	08/21/2018	Culex pipiens	76	67 %
	08/21/2018	Culex tarsalis	29	25 %
		<b>Trap Total</b>	<b>114</b>	



<b>FC-029</b>	<b>LIGHT</b>	<b>Larimer</b>	<b>Bens Park</b>	
	08/23/2018	Aedes vexans	6	13 %
	08/23/2018	Culex pipiens	6	13 %
	08/23/2018	Culex tarsalis	33	72 %
	08/23/2018	Culiseta inornata	1	2 %
		<b>Trap Total</b>	<b>46</b>	



<b>FC-029g</b>	<b>GRAVID</b>	<b>Larimer</b>	<b>Bens Park</b>	
	08/23/2018	Culex pipiens	50	100 %
		<b>Trap Total</b>	<b>50</b>	



<b>FC-031</b>	<b>LIGHT</b>	<b>Larimer</b>	<b>Willow Springs</b>	
	08/21/2018	Aedes (Oc.) dorsalis	1	4 %
	08/21/2018	Aedes vexans	2	7 %
	08/21/2018	Culex pipiens	3	11 %
	08/21/2018	Culex tarsalis	20	71 %
	08/21/2018	Culiseta inornata	2	7 %
		<b>Trap Total</b>	<b>28</b>	



Trap #	Date	Species	Count	Percent
<b>FC-034</b>	<b>LIGHT</b>	<b>Larimer</b>	<b>Country Club</b>	
	08/20/2018	Aedes vexans	7	25 %
	08/20/2018	Coquillettidia perturban	1	4 %
	08/20/2018	Culex pipiens	8	29 %
	08/20/2018	Culex tarsalis	12	43 %
		<b>Trap Total</b>	<b>28</b>	



<b>FC-036</b>	<b>LIGHT</b>	<b>Larimer</b>	<b>Hemlock</b>	
	08/20/2018	Aedes vexans	15	21 %
	08/20/2018	Culex pipiens	11	15 %
	08/20/2018	Culex tarsalis	44	62 %
	08/20/2018	Culiseta inornata	1	1 %
		<b>Trap Total</b>	<b>71</b>	



<b>FC-037</b>	<b>LIGHT</b>	<b>Larimer</b>	<b>Chelsea Ridge</b>	
	08/23/2018	Aedes vexans	3	25 %
	08/23/2018	Culex tarsalis	8	67 %
	08/23/2018	Culiseta inornata	1	8 %
		<b>Trap Total</b>	<b>12</b>	



<b>FC-038</b>	<b>LIGHT</b>	<b>Larimer</b>	<b>Lochside Lane</b>	
	08/20/2018	Aedes (Oc.) dorsalis	1	1 %
	08/20/2018	Aedes vexans	11	14 %
	08/20/2018	Culex pipiens	50	62 %
	08/20/2018	Culex tarsalis	17	21 %

Trap #	Date	Species	Count	Percent
	08/20/2018	Culiseta inornata	1	1 %
		<b>Trap Total</b>	<b>80</b>	



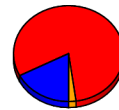
■ Aedes-Oc  
■ Anopheles  
■ Culex  
 ...

FC-039	LIGHT	Larimer	Fossil Creek South (Greenstone)		
		08/21/2018	Trap malfunction	0	0 %
		08/22/2018	Aedes (Oc.) dorsalis	7	39 %
		08/22/2018	Aedes vexans	1	6 %
		08/22/2018	Culex pipiens	2	11 %
		08/22/2018	Culex tarsalis	7	39 %
		08/22/2018	Culiseta inornata	1	6 %
			<b>Trap Total</b>	<b>18</b>	



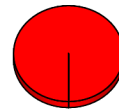
■ Aedes-Oc  
■ Anopheles  
■ Culex  
 ...

FC-040	LIGHT	Larimer	Redwood		
		08/20/2018	Aedes vexans	8	17 %
		08/20/2018	Culex pipiens	21	46 %
		08/20/2018	Culex tarsalis	16	35 %
		08/20/2018	Culiseta inornata	1	2 %
			<b>Trap Total</b>	<b>46</b>	



■ Aedes-Oc  
■ Anopheles  
■ Culex  
 ...

FC-040g	GRAVID	Larimer	Redwood		
		08/20/2018	Culex pipiens	4	100 %
			<b>Trap Total</b>	<b>4</b>	



■ Aedes-Oc  
■ Anopheles  
■ Culex  
 ...

Trap #	Date	Species	Count	Percent	
FC-041	LIGHT	<b>Larimer Fishback</b>			
		08/22/2018	Aedes vexans	3	7 %
		08/22/2018	Culex pipiens	28	64 %
		08/22/2018	Culex tarsalis	13	30 %
<b>Trap Total</b>			<b>44</b>		



FC-046	LIGHT	<b>Larimer 725 Westshore Court</b>			
		08/21/2018	Aedes vexans	2	9 %
		08/21/2018	Culex pipiens	12	55 %
		08/21/2018	Culex tarsalis	8	36 %
<b>Trap Total</b>			<b>22</b>		



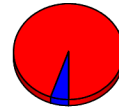
FC-047	LIGHT	<b>Larimer Keenland &amp; Twin Oak</b>			
		08/21/2018	Aedes vexans	3	21 %
		08/21/2018	Culex pipiens	4	29 %
		08/21/2018	Culex tarsalis	7	50 %
<b>Trap Total</b>			<b>14</b>		



FC-049	LIGHT	<b>Larimer Casa Grande and Downing</b>			
		08/22/2018	Aedes vexans	1	6 %
		08/22/2018	Culex pipiens	2	12 %
		08/22/2018	Culex tarsalis	13	81 %
<b>Trap Total</b>			<b>16</b>		

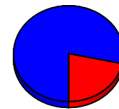


Trap #	Date	Species	Count	Percent
<b>FC-050</b>	<b>LIGHT</b>	<b>Larimer</b>	<b>Golden Meadows Ditch</b>	
	08/21/2018	Aedes vexans	1	5 %
	08/21/2018	Culex pipiens	12	63 %
	08/21/2018	Culex tarsalis	6	32 %
		<b>Trap Total</b>	<b>19</b>	



■ Aedes-Oc  
■ Anopheles  
■ Culex  
 ...

<b>FC-052</b>	<b>LIGHT</b>	<b>Larimer</b>	<b>603 Gilgalad Way</b>	
	08/22/2018	Aedes vexans	29	78 %
	08/22/2018	Culex pipiens	2	5 %
	08/22/2018	Culex tarsalis	6	16 %
		<b>Trap Total</b>	<b>37</b>	



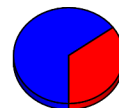
■ Aedes-Oc  
■ Anopheles  
■ Culex  
 ...

<b>FC-053</b>	<b>LIGHT</b>	<b>Larimer</b>	<b>Egret and Rookery</b>	
	08/21/2018	Trap malfunction	0	0 %
	08/22/2018	Aedes vexans	2	22 %
	08/22/2018	Culex pipiens	2	22 %
	08/22/2018	Culex tarsalis	4	44 %
	08/22/2018	Culiseta inornata	1	11 %
		<b>Trap Total</b>	<b>9</b>	




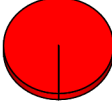
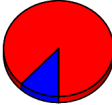


■ Aedes-Oc  
■ Anopheles  
■ Culex  
 ...

<b>FC-054</b>	<b>LIGHT</b>	<b>Larimer</b>	<b>737 Parliament Court</b>	
	08/23/2018	Aedes vexans	13	65 %
	08/23/2018	Culex pipiens	2	10 %
	08/23/2018	Culex tarsalis	5	25 %
		<b>Trap Total</b>	<b>20</b>	



■ Aedes-Oc  
■ Anopheles  
■ Culex  
 ...

Trap #	Date	Species	Count	Percent			
FC-057	LIGHT	Larimer	<b>Registry Ridge- End of Ranger Dr</b>				
			08/23/2018	Culex tarsalis	5	100 %	 <ul style="list-style-type: none"> <li><span style="color: blue;">■</span> Aedes-Oc</li> <li><span style="color: yellow;">■</span> Anopheles</li> <li><span style="color: red;">■</span> Culex</li> <li>...</li> </ul>
			<b>Trap Total</b>		<b>5</b>		
FC-058	LIGHT	Larimer	<b>Spring Creek Trail @ Michener Dr</b>				
			08/22/2018	Culex tarsalis	7	100 %	 <ul style="list-style-type: none"> <li><span style="color: blue;">■</span> Aedes-Oc</li> <li><span style="color: yellow;">■</span> Anopheles</li> <li><span style="color: red;">■</span> Culex</li> <li>...</li> </ul>
			<b>Trap Total</b>		<b>7</b>		
FC-059	LIGHT	Larimer	<b>Springwood and Lockwood</b>				
			08/21/2018	Culex pipiens	9	69 %	 <ul style="list-style-type: none"> <li><span style="color: blue;">■</span> Aedes-Oc</li> <li><span style="color: yellow;">■</span> Anopheles</li> <li><span style="color: red;">■</span> Culex</li> <li>...</li> </ul>
			08/21/2018	Culex tarsalis	4	31 %	
<b>Trap Total</b>		<b>13</b>					
FC-060	LIGHT	Larimer	<b>808 Pondersosa</b>				
			08/22/2018	Culex pipiens	4	33 %	 <ul style="list-style-type: none"> <li><span style="color: blue;">■</span> Aedes-Oc</li> <li><span style="color: yellow;">■</span> Anopheles</li> <li><span style="color: red;">■</span> Culex</li> <li>...</li> </ul>
			08/22/2018	Culex tarsalis	8	67 %	
<b>Trap Total</b>		<b>12</b>					
FC-061	LIGHT	Larimer	<b>Holley Environ. Plant Research Ctr</b>				
			08/23/2018	Aedes vexans	2	12 %	 <ul style="list-style-type: none"> <li><span style="color: blue;">■</span> Aedes-Oc</li> <li><span style="color: yellow;">■</span> Anopheles</li> <li><span style="color: red;">■</span> Culex</li> <li>...</li> </ul>
			08/23/2018	Culex pipiens	4	24 %	
			08/23/2018	Culex tarsalis	11	65 %	
<b>Trap Total</b>		<b>17</b>					



Trap #	Date	Species	Count	Percent
<b>FC-062</b>	<b>LIGHT</b>	<b>Larimer</b>	<b>Waters Edge at Blue Mesa</b>	
	08/23/2018	Aedes (Oc.) dorsalis	2	15 %
	08/23/2018	Aedes vexans	2	15 %
	08/23/2018	Culex pipiens	2	15 %
	08/23/2018	Culex tarsalis	7	54 %
<b>Trap Total</b>			<b>13</b>	



<b>FC-063</b>	<b>LIGHT</b>	<b>Larimer</b>	<b>Red Fox Meadows FCNA</b>	
	08/22/2018	Aedes vexans	38	79 %
	08/22/2018	Culex pipiens	7	15 %
	08/22/2018	Culex tarsalis	3	6 %
<b>Trap Total</b>			<b>48</b>	






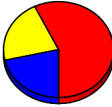
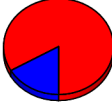
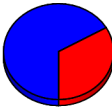

<b>FC-063g</b>	<b>GRAVID</b>	<b>Larimer</b>	<b>Red Fox Meadows FCNA</b>	
	08/22/2018	Culex pipiens	107	100 %
<b>Trap Total</b>			<b>107</b>	

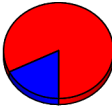

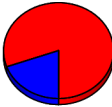








<b>FC-064</b>	<b>LIGHT</b>	<b>Larimer</b>	<b>West Chase @ Kechter Farm</b>	
	08/21/2018	Aedes (Oc.) dorsalis	6	27 %
	08/21/2018	Aedes vexans	4	18 %
	08/21/2018	Culex pipiens	3	14 %
	08/21/2018	Culex tarsalis	9	41 %
<b>Trap Total</b>			<b>22</b>	



Trap #	Date	Species	Count	Percent
<b>FC-066</b>	<b>LIGHT</b>	<b>Larimer</b>	<b>Prospect Ponds @ Drake Water</b>	
	08/20/2018	Aedes (Oc.) dorsalis	4	3 %
	08/20/2018	Aedes vexans	63	44 %
	08/20/2018	Coquillettidia perturban	4	3 %
	08/20/2018	Culex pipiens	64	45 %
	08/20/2018	Culex tarsalis	6	4 %
	08/20/2018	Culiseta inornata	1	1 %
		<b>Trap Total</b>	<b>142</b>	
				 <ul style="list-style-type: none"> <li><span style="color: blue;">■</span> Aedes-Oc</li> <li><span style="color: yellow;">■</span> Anopheles</li> <li><span style="color: red;">■</span> Culex</li> <li>...</li> </ul>
<b>FC-066g</b>	<b>GRAVID</b>	<b>Larimer</b>	<b>Prospect Ponds @ Drake Water</b>	
	08/20/2018	Culex pipiens	24	100 %
		<b>Trap Total</b>	<b>24</b>	
				 <ul style="list-style-type: none"> <li><span style="color: blue;">■</span> Aedes-Oc</li> <li><span style="color: yellow;">■</span> Anopheles</li> <li><span style="color: red;">■</span> Culex</li> <li>...</li> </ul>
<b>FC-067</b>	<b>LIGHT</b>	<b>Larimer</b>	<b>Poudre River Drive at bike trail</b>	
	08/20/2018	Aedes (Oc.) dorsalis	10	4 %
	08/20/2018	Aedes vexans	193	83 %
	08/20/2018	Culex pipiens	6	3 %
	08/20/2018	Culex tarsalis	20	9 %
	08/20/2018	Culiseta inornata	3	1 %
		<b>Trap Total</b>	<b>232</b>	
				 <ul style="list-style-type: none"> <li><span style="color: blue;">■</span> Aedes-Oc</li> <li><span style="color: yellow;">■</span> Anopheles</li> <li><span style="color: red;">■</span> Culex</li> <li>...</li> </ul>
<b>FC-068</b>	<b>LIGHT</b>	<b>Larimer</b>	<b>502 Crest Drive</b>	
	08/23/2018	Aedes vexans	3	21 %
	08/23/2018	Anopheles spp	3	21 %
	08/23/2018	Culex pipiens	5	36 %

Trap #	Date	Species	Count	Percent
	08/23/2018	Culex tarsalis	3	21 %
		<b>Trap Total</b>	<b>14</b>	
				 <ul style="list-style-type: none"> <li><span style="color: blue;">■</span> Aedes-Oc</li> <li><span style="color: yellow;">■</span> Anopheles</li> <li><span style="color: red;">■</span> Culex</li> <li>...</li> </ul>
<b>FC-069</b>	<b>LIGHT</b>	<b>Larimer</b>	<b>Linden Lake Rd</b>	
	08/20/2018	Aedes vexans	3	17 %
	08/20/2018	Culex pipiens	5	28 %
	08/20/2018	Culex tarsalis	10	56 %
		<b>Trap Total</b>	<b>18</b>	
				 <ul style="list-style-type: none"> <li><span style="color: blue;">■</span> Aedes-Oc</li> <li><span style="color: yellow;">■</span> Anopheles</li> <li><span style="color: red;">■</span> Culex</li> <li>...</li> </ul>
<b>FC-071</b>	<b>LIGHT</b>	<b>Larimer</b>	<b>Silvergate Road</b>	
	08/23/2018	Aedes vexans	2	67 %
	08/23/2018	Culex tarsalis	1	33 %
		<b>Trap Total</b>	<b>3</b>	
				 <ul style="list-style-type: none"> <li><span style="color: blue;">■</span> Aedes-Oc</li> <li><span style="color: yellow;">■</span> Anopheles</li> <li><span style="color: red;">■</span> Culex</li> <li>...</li> </ul>
<b>FC-072</b>	<b>LIGHT</b>	<b>Larimer</b>	<b>422 Lake Drive Alley</b>	
	08/20/2018	Culex pipiens	4	14 %
	08/20/2018	Culex tarsalis	24	86 %
		<b>Trap Total</b>	<b>28</b>	
				 <ul style="list-style-type: none"> <li><span style="color: blue;">■</span> Aedes-Oc</li> <li><span style="color: yellow;">■</span> Anopheles</li> <li><span style="color: red;">■</span> Culex</li> <li>...</li> </ul>
<b>FC-073</b>	<b>LIGHT</b>	<b>Larimer</b>	<b>118 Grant</b>	
	08/23/2018	Aedes (Oc.) dorsalis	1	6 %
	08/23/2018	Aedes vexans	2	12 %
	08/23/2018	Culex pipiens	7	41 %


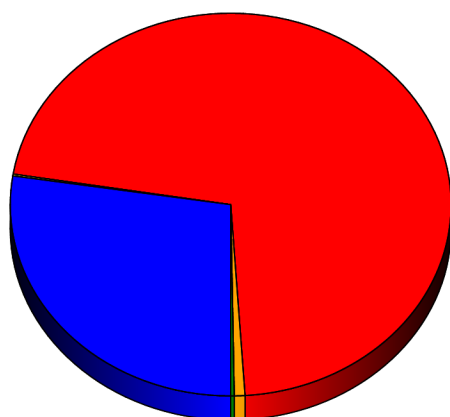
Trap #	Date	Species	Count	Percent	
	08/23/2018	Culex tarsalis	7	41 %	
		<b>Trap Total</b>	<b>17</b>		 <ul style="list-style-type: none"> <li><span style="color: blue;">■</span> Aedes-Oc</li> <li><span style="color: yellow;">■</span> Anopheles</li> <li><span style="color: red;">■</span> Culex</li> <li>...</li> </ul>
<b>FC-074</b>	<b>LIGHT</b>	<b>Larimer</b>	<b>Rockcreek</b>		
	08/21/2018	Aedes (Oc.) dorsalis	8	32 %	
	08/21/2018	Aedes vexans	6	24 %	
	08/21/2018	Culex pipiens	1	4 %	
	08/21/2018	Culex tarsalis	9	36 %	
	08/21/2018	Culiseta inornata	1	4 %	
		<b>Trap Total</b>	<b>25</b>		 <ul style="list-style-type: none"> <li><span style="color: blue;">■</span> Aedes-Oc</li> <li><span style="color: yellow;">■</span> Anopheles</li> <li><span style="color: red;">■</span> Culex</li> <li>...</li> </ul>
<b>FC-075</b>	<b>LIGHT</b>	<b>Larimer</b>	<b>North Sage Creek</b>		
	08/21/2018	Aedes vexans	8	20 %	
	08/21/2018	Culex pipiens	21	51 %	
	08/21/2018	Culex tarsalis	12	29 %	
		<b>Trap Total</b>	<b>41</b>		 <ul style="list-style-type: none"> <li><span style="color: blue;">■</span> Aedes-Oc</li> <li><span style="color: yellow;">■</span> Anopheles</li> <li><span style="color: red;">■</span> Culex</li> <li>...</li> </ul>
<b>FC-075g</b>	<b>GRAVID</b>	<b>Larimer</b>	<b>North Sage Creek Gravid</b>		
	08/21/2018	Culex pipiens	80	100 %	
		<b>Trap Total</b>	<b>80</b>		 <ul style="list-style-type: none"> <li><span style="color: blue;">■</span> Aedes-Oc</li> <li><span style="color: yellow;">■</span> Anopheles</li> <li><span style="color: red;">■</span> Culex</li> <li>...</li> </ul>
<b>FC-088g</b>	<b>GRAVID</b>	<b>Larimer</b>	<b>English Ranch Park</b>		
	08/21/2018	Culex pipiens	45	100 %	
		<b>Trap Total</b>	<b>45</b>		 <ul style="list-style-type: none"> <li><span style="color: blue;">■</span> Aedes-Oc</li> <li><span style="color: yellow;">■</span> Anopheles</li> <li><span style="color: red;">■</span> Culex</li> <li>...</li> </ul>

Trap #	Date	Species	Count	Percent	
<b>FC-089g GRAVID</b>	<b>Larimer</b>	<b>Kunz Ct and Brook Dr</b>			
	08/23/2018	Culex pipiens	50	100 %	 <ul style="list-style-type: none"> <li><span style="color: blue;">■</span> Aedes-Oc</li> <li><span style="color: yellow;">■</span> Anopheles</li> <li><span style="color: red;">■</span> Culex</li> <li>...</li> </ul>
		<b>Trap Total</b>	<b>50</b>		
<b>FC-090g GRAVID</b>	<b>Larimer</b>	<b>Mountain Grandview Cemetery</b>			
	08/22/2018	Culex pipiens	9	100 %	 <ul style="list-style-type: none"> <li><span style="color: blue;">■</span> Aedes-Oc</li> <li><span style="color: yellow;">■</span> Anopheles</li> <li><span style="color: red;">■</span> Culex</li> <li>...</li> </ul>
		<b>Trap Total</b>	<b>9</b>		
<b>FC-091g GRAVID</b>	<b>Larimer</b>	<b>PVH</b>			
	08/20/2018	Culex pipiens	25	100 %	 <ul style="list-style-type: none"> <li><span style="color: blue;">■</span> Aedes-Oc</li> <li><span style="color: yellow;">■</span> Anopheles</li> <li><span style="color: red;">■</span> Culex</li> <li>...</li> </ul>
		<b>Trap Total</b>	<b>25</b>		
<b>FC-092g GRAVID</b>	<b>Larimer</b>	<b>Udall Natural Area</b>			
	08/20/2018	Culex pipiens	8	100 %	 <ul style="list-style-type: none"> <li><span style="color: blue;">■</span> Aedes-Oc</li> <li><span style="color: yellow;">■</span> Anopheles</li> <li><span style="color: red;">■</span> Culex</li> <li>...</li> </ul>
		<b>Trap Total</b>	<b>8</b>		

Trap #	Date	Species	Count	Percent
FC-093	LIGHT	Larimer	Lopez Elementary School	
	08/23/2018	Aedes vexans	5	42 %
	08/23/2018	Culex pipiens	2	17 %
	08/23/2018	Culex tarsalis	5	42 %
<b>Trap Total</b>			<b>12</b>	



**Grand Total** 1,927



TOTAL	%
528	27 %
3	0 %
1,376	71 %
15	1 %
5	0 %