



# Adult Trap Data - Detail

Start Date: 08/11/2019 End Date: 08/16/2019

Fort Collins

Trap #		Date	Species	Count	Percent		
--------	--	------	---------	-------	---------	--	--


FC-001	CDC Light Trap	Larimer	Magic Carpet				
		08/14/2019	<i>Culex tarsalis</i>	15	100.0%		<ul style="list-style-type: none"> <li><span style="color: blue;">■</span> <i>Aedes-Oc</i></li> <li><span style="color: yellow;">■</span> <i>Anopheles</i></li> <li><span style="color: red;">■</span> <i>Culex</i></li> <li><span style="color: orange;">■</span> <i>Culiseta</i></li> <li><span style="color: green;">■</span> <i>Other</i></li> </ul>
			<b>Total</b>	<b>15</b>			


FC-004	CDC Light Trap	Larimer	Bighorn				
		08/12/2019	<i>Aedes dorsalis</i>	2	1.5%		<ul style="list-style-type: none"> <li><span style="color: blue;">■</span> <i>Aedes-Oc</i></li> <li><span style="color: yellow;">■</span> <i>Anopheles</i></li> <li><span style="color: red;">■</span> <i>Culex</i></li> <li><span style="color: orange;">■</span> <i>Culiseta</i></li> <li><span style="color: green;">■</span> <i>Other</i></li> </ul>
		08/12/2019	<i>Aedes vexans</i>	1	0.7%		
		08/12/2019	<i>Culex pipiens</i>	7	5.2%		
		08/12/2019	<i>Culex tarsalis</i>	118	87.4%		
		08/12/2019	<i>Culiseta inornata</i>	7	5.2%		
			<b>Total</b>	<b>135</b>			


FC-006	CDC Light Trap	Larimer	N. Linden				
		08/11/2019	<i>Aedes vexans</i>	10	21.7%		<ul style="list-style-type: none"> <li><span style="color: blue;">■</span> <i>Aedes-Oc</i></li> <li><span style="color: yellow;">■</span> <i>Anopheles</i></li> <li><span style="color: red;">■</span> <i>Culex</i></li> <li><span style="color: orange;">■</span> <i>Culiseta</i></li> <li><span style="color: green;">■</span> <i>Other</i></li> </ul>
		08/11/2019	<i>Culex pipiens</i>	9	19.6%		
		08/11/2019	<i>Culex tarsalis</i>	27	58.7%		
			<b>Total</b>	<b>46</b>			


FC-011	CDC Light Trap	Larimer	Golden Current				
		08/13/2019	<i>Aedes vexans</i>	99	77.3%		<ul style="list-style-type: none"> <li><span style="color: blue;">■</span> <i>Aedes-Oc</i></li> <li><span style="color: yellow;">■</span> <i>Anopheles</i></li> <li><span style="color: red;">■</span> <i>Culex</i></li> <li><span style="color: orange;">■</span> <i>Culiseta</i></li> <li><span style="color: green;">■</span> <i>Other</i></li> </ul>
		08/13/2019	<i>Culex pipiens</i>	11	8.6%		
		08/13/2019	<i>Culex tarsalis</i>	18	14.1%		
			<b>Total</b>	<b>128</b>			

FC-014	CDC Light Trap	Larimer	FC Visitors Center				
--------	----------------	---------	--------------------	--	--	--	--

Trap #	Date	Species	Count	Percent		
	08/11/2019	<i>Aedes dorsalis</i>	4	2.8%		<ul style="list-style-type: none"> <li><span style="color: blue;">■</span> <i>Aedes-Oc</i></li> <li><span style="color: yellow;">■</span> <i>Anopheles</i></li> <li><span style="color: red;">■</span> <i>Culex</i></li> <li><span style="color: orange;">■</span> <i>Culiseta</i></li> <li><span style="color: green;">■</span> <i>Other</i></li> </ul>
	08/11/2019	<i>Aedes vexans</i>	42	29.2%		
	08/11/2019	<i>Culex pipiens</i>	31	21.5%		
	08/11/2019	<i>Culex tarsalis</i>	66	45.8%		
	08/11/2019	<i>Culiseta inornata</i>	1	0.7%		
		<b>Total</b>	<b>144</b>			

FC-015	CDC Light Trap	Larimer	Stuart and Dorset					
			08/13/2019	<i>Aedes vexans</i>	22	44.9%		<ul style="list-style-type: none"> <li><span style="color: blue;">■</span> <i>Aedes-Oc</i></li> <li><span style="color: yellow;">■</span> <i>Anopheles</i></li> <li><span style="color: red;">■</span> <i>Culex</i></li> <li><span style="color: orange;">■</span> <i>Culiseta</i></li> <li><span style="color: green;">■</span> <i>Other</i></li> </ul>
			08/13/2019	<i>Culex tarsalis</i>	27	55.1%		
			<b>Total</b>		<b>49</b>			

FC-019	CDC Light Trap	Larimer	Edora Park					
			08/11/2019	<i>Aedes vexans</i>	10	15.2%		<ul style="list-style-type: none"> <li><span style="color: blue;">■</span> <i>Aedes-Oc</i></li> <li><span style="color: yellow;">■</span> <i>Anopheles</i></li> <li><span style="color: red;">■</span> <i>Culex</i></li> <li><span style="color: orange;">■</span> <i>Culiseta</i></li> <li><span style="color: green;">■</span> <i>Other</i></li> </ul>
			08/11/2019	<i>Culex pipiens</i>	12	18.2%		
			08/11/2019	<i>Culex tarsalis</i>	41	62.1%		
			08/11/2019	<i>Culiseta inornata</i>	3	4.5%		
			<b>Total</b>		<b>66</b>			

FC-023	CDC Light Trap	Larimer	Boltz					
			08/12/2019	<i>Aedes dorsalis</i>	2	1.7%		<ul style="list-style-type: none"> <li><span style="color: blue;">■</span> <i>Aedes-Oc</i></li> <li><span style="color: yellow;">■</span> <i>Anopheles</i></li> <li><span style="color: red;">■</span> <i>Culex</i></li> <li><span style="color: orange;">■</span> <i>Culiseta</i></li> <li><span style="color: green;">■</span> <i>Other</i></li> </ul>
			08/12/2019	<i>Aedes vexans</i>	4	3.4%		
			08/12/2019	<i>Culex pipiens</i>	6	5.1%		
			08/12/2019	<i>Culex tarsalis</i>	104	88.9%		
			08/12/2019	<i>Culiseta inornata</i>	1	0.9%		
			<b>Total</b>		<b>117</b>			

FC-027	CDC Light Trap	Larimer	3001 San Luis			

Trap #	Date	Species	Count	Percent		
	08/12/2019	<i>Aedes vexans</i>	16	11.0%		<ul style="list-style-type: none"> <li><span style="color: blue;">■</span> <i>Aedes-Oc</i></li> <li><span style="color: yellow;">■</span> <i>Anopheles</i></li> <li><span style="color: red;">■</span> <i>Culex</i></li> <li><span style="color: orange;">■</span> <i>Culiseta</i></li> <li><span style="color: green;">■</span> <i>Other</i></li> </ul>
	08/12/2019	<i>Culex pipiens</i>	25	17.1%		
	08/12/2019	<i>Culex tarsalis</i>	103	70.5%		
	08/12/2019	<i>Culiseta inornata</i>	2	1.4%		
		<b>Total</b>	<b>146</b>			


FC-029	CDC Light Trap	Larimer	Ben's Park					
			08/14/2019	<i>Aedes vexans</i>	3	12.0%		<ul style="list-style-type: none"> <li><span style="color: blue;">■</span> <i>Aedes-Oc</i></li> <li><span style="color: yellow;">■</span> <i>Anopheles</i></li> <li><span style="color: red;">■</span> <i>Culex</i></li> <li><span style="color: orange;">■</span> <i>Culiseta</i></li> <li><span style="color: green;">■</span> <i>Other</i></li> </ul>
			08/14/2019	<i>Culex tarsalis</i>	22	88.0%		
				<b>Total</b>	<b>25</b>			


FC-029gr	Gravid Trap	Larimer	Ben's Park Gravid					
			08/14/2019	<i>Culex pipiens</i>	75	100.0%		<ul style="list-style-type: none"> <li><span style="color: blue;">■</span> <i>Aedes-Oc</i></li> <li><span style="color: yellow;">■</span> <i>Anopheles</i></li> <li><span style="color: red;">■</span> <i>Culex</i></li> <li><span style="color: orange;">■</span> <i>Culiseta</i></li> <li><span style="color: green;">■</span> <i>Other</i></li> </ul>
				<b>Total</b>	<b>75</b>			

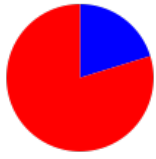
FC-031	CDC Light Trap	Larimer	Willow Springs					
			08/12/2019	<i>Aedes vexans</i>	8	4.6%		<ul style="list-style-type: none"> <li><span style="color: blue;">■</span> <i>Aedes-Oc</i></li> <li><span style="color: yellow;">■</span> <i>Anopheles</i></li> <li><span style="color: red;">■</span> <i>Culex</i></li> <li><span style="color: orange;">■</span> <i>Culiseta</i></li> <li><span style="color: green;">■</span> <i>Other</i></li> </ul>
			08/12/2019	<i>Culex pipiens</i>	3	1.7%		
			08/12/2019	<i>Culex tarsalis</i>	162	92.6%		
			08/12/2019	<i>Culiseta inornata</i>	2	1.1%		
				<b>Total</b>	<b>175</b>			


FC-034	CDC Light Trap	Larimer	Country Club					
			08/11/2019	<i>Aedes spp.</i>	1	0.4%		<ul style="list-style-type: none"> <li><span style="color: blue;">■</span> <i>Aedes-Oc</i></li> <li><span style="color: yellow;">■</span> <i>Anopheles</i></li> <li><span style="color: red;">■</span> <i>Culex</i></li> <li><span style="color: orange;">■</span> <i>Culiseta</i></li> <li><span style="color: green;">■</span> <i>Other</i></li> </ul>
			08/11/2019	<i>Aedes vexans</i>	56	22.4%		
			08/11/2019	<i>Anopheles freeborni</i>	5	2.0%		
			08/11/2019	<i>Culex pipiens</i>	15	6.0%		
			08/11/2019	<i>Culex tarsalis</i>	161	64.4%		
			08/11/2019	<i>Culiseta inornata</i>	12	4.8%		
				<b>Total</b>	<b>250</b>			

Trap #	Date	Species	Count	Percent
--------	------	---------	-------	---------

FC-036	CDC Light Trap	Larimer	Hemlock			
		08/11/2019	<i>Aedes vexans</i>	215	67.8%	 <ul style="list-style-type: none"> <li><span style="color: blue;">■</span> <i>Aedes-Oc</i></li> <li><span style="color: yellow;">■</span> <i>Anopheles</i></li> <li><span style="color: red;">■</span> <i>Culex</i></li> <li><span style="color: orange;">■</span> <i>Culiseta</i></li> <li><span style="color: green;">■</span> <i>Other</i></li> </ul>
		08/11/2019	<i>Culex pipiens</i>	4	1.3%	
		08/11/2019	<i>Culex tarsalis</i>	89	28.1%	
		08/11/2019	<i>Culiseta inornata</i>	9	2.8%	
			<b>Total</b>	<b>317</b>		

FC-037	CDC Light Trap	Larimer	Chelsea Ridge			
		08/14/2019	<i>Aedes vexans</i>	6	3.9%	 <ul style="list-style-type: none"> <li><span style="color: blue;">■</span> <i>Aedes-Oc</i></li> <li><span style="color: yellow;">■</span> <i>Anopheles</i></li> <li><span style="color: red;">■</span> <i>Culex</i></li> <li><span style="color: orange;">■</span> <i>Culiseta</i></li> <li><span style="color: green;">■</span> <i>Other</i></li> </ul>
		08/14/2019	<i>Culex pipiens</i>	2	1.3%	
		08/14/2019	<i>Culex tarsalis</i>	147	94.8%	
			<b>Total</b>	<b>155</b>		

FC-038	CDC Light Trap	Larimer	Lochside Lane			
		08/11/2019	<i>Aedes vexans</i>	16	20.3%	 <ul style="list-style-type: none"> <li><span style="color: blue;">■</span> <i>Aedes-Oc</i></li> <li><span style="color: yellow;">■</span> <i>Anopheles</i></li> <li><span style="color: red;">■</span> <i>Culex</i></li> <li><span style="color: orange;">■</span> <i>Culiseta</i></li> <li><span style="color: green;">■</span> <i>Other</i></li> </ul>
		08/11/2019	<i>Culex pipiens</i>	5	6.3%	
		08/11/2019	<i>Culex tarsalis</i>	58	73.4%	
			<b>Total</b>	<b>79</b>		

FC-039	CDC Light Trap	Larimer	Fossil Creek South			
		08/12/2019	<i>Aedes dorsalis</i>	6	6.1%	 <ul style="list-style-type: none"> <li><span style="color: blue;">■</span> <i>Aedes-Oc</i></li> <li><span style="color: yellow;">■</span> <i>Anopheles</i></li> <li><span style="color: red;">■</span> <i>Culex</i></li> <li><span style="color: orange;">■</span> <i>Culiseta</i></li> <li><span style="color: green;">■</span> <i>Other</i></li> </ul>
		08/12/2019	<i>Aedes melanimon</i>	1	1.0%	
		08/12/2019	<i>Aedes vexans</i>	12	12.2%	
		08/12/2019	<i>Culex tarsalis</i>	70	71.4%	
		08/12/2019	<i>Culiseta inornata</i>	9	9.2%	
			<b>Total</b>	<b>98</b>		

FC-040	CDC Light Trap	Larimer	Redwood
--------	----------------	---------	---------






Trap #	Date	Species	Count	Percent		
	08/11/2019	<i>Aedes dorsalis</i>	1	1.3%		<ul style="list-style-type: none"> <li><span style="color: blue;">■</span> <i>Aedes-Oc</i></li> <li><span style="color: yellow;">■</span> <i>Anopheles</i></li> <li><span style="color: red;">■</span> <i>Culex</i></li> <li><span style="color: orange;">■</span> <i>Culiseta</i></li> <li><span style="color: green;">■</span> <i>Other</i></li> </ul>
	08/11/2019	<i>Aedes vexans</i>	1	1.3%		
	08/11/2019	<i>Culex pipiens</i>	16	20.3%		
	08/11/2019	<i>Culex tarsalis</i>	61	77.2%		
		<b>Total</b>	<b>79</b>			

FC-040gr	Gravid Trap	Larimer	Redwood Gravid				
		08/11/2019	<i>Culex pipiens</i>	28	100.0%		<ul style="list-style-type: none"> <li><span style="color: blue;">■</span> <i>Aedes-Oc</i></li> <li><span style="color: yellow;">■</span> <i>Anopheles</i></li> <li><span style="color: red;">■</span> <i>Culex</i></li> <li><span style="color: orange;">■</span> <i>Culiseta</i></li> <li><span style="color: green;">■</span> <i>Other</i></li> </ul>
			<b>Total</b>	<b>28</b>			

FC-041	CDC Light Trap	Larimer	Fishback				
		08/13/2019	<i>Aedes trivittatus</i>	2	3.3%		<ul style="list-style-type: none"> <li><span style="color: blue;">■</span> <i>Aedes-Oc</i></li> <li><span style="color: yellow;">■</span> <i>Anopheles</i></li> <li><span style="color: red;">■</span> <i>Culex</i></li> <li><span style="color: orange;">■</span> <i>Culiseta</i></li> <li><span style="color: green;">■</span> <i>Other</i></li> </ul>
		08/13/2019	<i>Aedes vexans</i>	11	18.0%		
		08/13/2019	<i>Culex pipiens</i>	6	9.8%		
		08/13/2019	<i>Culex tarsalis</i>	38	62.3%		
		08/13/2019	<i>Culiseta inornata</i>	4	6.6%		
			<b>Total</b>	<b>61</b>			

FC-046	CDC Light Trap	Larimer	725 Westshore Court				
		08/12/2019	No Mosquitoes	0	0.0%		<ul style="list-style-type: none"> <li><span style="color: blue;">■</span> <i>Aedes-Oc</i></li> <li><span style="color: yellow;">■</span> <i>Anopheles</i></li> <li><span style="color: red;">■</span> <i>Culex</i></li> <li><span style="color: orange;">■</span> <i>Culiseta</i></li> <li><span style="color: green;">■</span> <i>Other</i></li> </ul>
		08/13/2019	<i>Aedes vexans</i>	3	5.3%		
		08/13/2019	<i>Culex pipiens</i>	8	14.0%		
		08/13/2019	<i>Culex tarsalis</i>	44	77.2%		
		08/13/2019	<i>Culiseta inornata</i>	2	3.5%		
			<b>Total</b>	<b>57</b>			

FC-047	CDC Light Trap	Larimer	Keenland and Twin Oak			
--------	----------------	---------	-----------------------	--	--	--

Trap #	Date	Species	Count	Percent		
	08/12/2019	<i>Culex tarsalis</i>	49	98.0%		<ul style="list-style-type: none"> <li><span style="color: blue;">■</span> <i>Aedes-Oc</i></li> <li><span style="color: yellow;">■</span> <i>Anopheles</i></li> <li><span style="color: red;">■</span> <i>Culex</i></li> <li><span style="color: orange;">■</span> <i>Culiseta</i></li> <li><span style="color: green;">■</span> <i>Other</i></li> </ul>
	08/12/2019	<i>Culiseta inornata</i>	1	2.0%		
		<b>Total</b>	<b>50</b>			
<b>FC-049</b>	<b>CDC Light Trap</b>	<b>Larimer</b>	<b>Casa Grande and Downing</b>			
	08/13/2019	<i>Aedes vexans</i>	4	26.7%		<ul style="list-style-type: none"> <li><span style="color: blue;">■</span> <i>Aedes-Oc</i></li> <li><span style="color: yellow;">■</span> <i>Anopheles</i></li> <li><span style="color: red;">■</span> <i>Culex</i></li> <li><span style="color: orange;">■</span> <i>Culiseta</i></li> <li><span style="color: green;">■</span> <i>Other</i></li> </ul>
	08/13/2019	<i>Culex tarsalis</i>	11	73.3%		
		<b>Total</b>	<b>15</b>			
<b>FC-050</b>	<b>CDC Light Trap</b>	<b>Larimer</b>	<b>Golden Meadows Ditch</b>			
	08/12/2019	<i>Aedes vexans</i>	13	5.0%		<ul style="list-style-type: none"> <li><span style="color: blue;">■</span> <i>Aedes-Oc</i></li> <li><span style="color: yellow;">■</span> <i>Anopheles</i></li> <li><span style="color: red;">■</span> <i>Culex</i></li> <li><span style="color: orange;">■</span> <i>Culiseta</i></li> <li><span style="color: green;">■</span> <i>Other</i></li> </ul>
	08/12/2019	<i>Culex pipiens</i>	69	26.7%		
	08/12/2019	<i>Culex tarsalis</i>	154	59.7%		
	08/12/2019	<i>Culiseta inornata</i>	22	8.5%		
		<b>Total</b>	<b>258</b>			
<b>FC-052</b>	<b>CDC Light Trap</b>	<b>Larimer</b>	<b>603 Gilgalad Way</b>			
	08/13/2019	<i>Aedes vexans</i>	5	45.5%		<ul style="list-style-type: none"> <li><span style="color: blue;">■</span> <i>Aedes-Oc</i></li> <li><span style="color: yellow;">■</span> <i>Anopheles</i></li> <li><span style="color: red;">■</span> <i>Culex</i></li> <li><span style="color: orange;">■</span> <i>Culiseta</i></li> <li><span style="color: green;">■</span> <i>Other</i></li> </ul>
	08/13/2019	<i>Culex tarsalis</i>	6	54.5%		
		<b>Total</b>	<b>11</b>			
<b>FC-053</b>	<b>CDC Light Trap</b>	<b>Larimer</b>	<b>Egret and Rookery</b>			
	08/12/2019	<i>Aedes vexans</i>	46	10.6%		<ul style="list-style-type: none"> <li><span style="color: blue;">■</span> <i>Aedes-Oc</i></li> <li><span style="color: yellow;">■</span> <i>Anopheles</i></li> <li><span style="color: red;">■</span> <i>Culex</i></li> <li><span style="color: orange;">■</span> <i>Culiseta</i></li> <li><span style="color: green;">■</span> <i>Other</i></li> </ul>
	08/12/2019	<i>Culex pipiens</i>	9	2.1%		
	08/12/2019	<i>Culex tarsalis</i>	375	86.2%		
	08/12/2019	<i>Culiseta inornata</i>	5	1.1%		
		<b>Total</b>	<b>435</b>			
<b>FC-054</b>	<b>CDC Light Trap</b>	<b>Larimer</b>	<b>737 Parliament</b>			

Trap #	Date	Species	Count	Percent		
	08/14/2019	<i>Aedes vexans</i>	2	9.5%		<ul style="list-style-type: none"> <li><span style="color: blue;">■</span> <i>Aedes-Oc</i></li> <li><span style="color: yellow;">■</span> <i>Anopheles</i></li> <li><span style="color: red;">■</span> <i>Culex</i></li> <li><span style="color: orange;">■</span> <i>Culiseta</i></li> <li><span style="color: green;">■</span> <i>Other</i></li> </ul>
	08/14/2019	<i>Culex tarsalis</i>	18	85.7%		
	08/14/2019	<i>Culiseta inornata</i>	1	4.8%		
		<b>Total</b>	<b>21</b>			

FC-057	CDC Light Trap	Larimer	Registry Ridge					
			08/14/2019	<i>Aedes dorsalis</i>	2	4.9%		<ul style="list-style-type: none"> <li><span style="color: blue;">■</span> <i>Aedes-Oc</i></li> <li><span style="color: yellow;">■</span> <i>Anopheles</i></li> <li><span style="color: red;">■</span> <i>Culex</i></li> <li><span style="color: orange;">■</span> <i>Culiseta</i></li> <li><span style="color: green;">■</span> <i>Other</i></li> </ul>
			08/14/2019	<i>Culex tarsalis</i>	39	95.1%		
				<b>Total</b>	<b>41</b>			

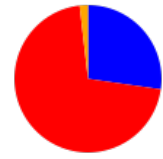
FC-058	CDC Light Trap	Larimer	Spring Creek Trail-- Michener Dr					
			08/13/2019	<i>Aedes vexans</i>	9	64.3%		<ul style="list-style-type: none"> <li><span style="color: blue;">■</span> <i>Aedes-Oc</i></li> <li><span style="color: yellow;">■</span> <i>Anopheles</i></li> <li><span style="color: red;">■</span> <i>Culex</i></li> <li><span style="color: orange;">■</span> <i>Culiseta</i></li> <li><span style="color: green;">■</span> <i>Other</i></li> </ul>
			08/13/2019	<i>Culex tarsalis</i>	5	35.7%		
				<b>Total</b>	<b>14</b>			

FC-059	CDC Light Trap	Larimer	Springwood and Lochwood					
			08/12/2019	<i>Aedes vexans</i>	2	5.4%		<ul style="list-style-type: none"> <li><span style="color: blue;">■</span> <i>Aedes-Oc</i></li> <li><span style="color: yellow;">■</span> <i>Anopheles</i></li> <li><span style="color: red;">■</span> <i>Culex</i></li> <li><span style="color: orange;">■</span> <i>Culiseta</i></li> <li><span style="color: green;">■</span> <i>Other</i></li> </ul>
			08/12/2019	<i>Culex pipiens</i>	4	10.8%		
			08/12/2019	<i>Culex tarsalis</i>	29	78.4%		
			08/12/2019	<i>Culiseta inornata</i>	2	5.4%		
				<b>Total</b>	<b>37</b>			

FC-060	CDC Light Trap	Larimer	808 Ponderosa					
			08/13/2019	<i>Aedes vexans</i>	6	12.2%		<ul style="list-style-type: none"> <li><span style="color: blue;">■</span> <i>Aedes-Oc</i></li> <li><span style="color: yellow;">■</span> <i>Anopheles</i></li> <li><span style="color: red;">■</span> <i>Culex</i></li> <li><span style="color: orange;">■</span> <i>Culiseta</i></li> <li><span style="color: green;">■</span> <i>Other</i></li> </ul>
			08/13/2019	<i>Culex pipiens</i>	17	34.7%		
			08/13/2019	<i>Culex tarsalis</i>	26	53.1%		
				<b>Total</b>	<b>49</b>			

FC-061	CDC Light Trap	Larimer	Holley Plant Research Center			
--------	----------------	---------	---------------------------------	--	--	--

Trap #	Date	Species	Count	Percent
	08/13/2019	<i>Aedes dorsalis</i>	1	0.6%
	08/13/2019	<i>Aedes trivittatus</i>	1	0.6%
	08/13/2019	<i>Aedes vexans</i>	43	26.1%
	08/13/2019	<i>Culex pipiens</i>	9	5.5%
	08/13/2019	<i>Culex tarsalis</i>	108	65.5%
	08/13/2019	<i>Culiseta inornata</i>	3	1.8%
		<b>Total</b>	<b>165</b>	



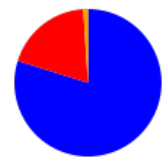
- *Aedes-Oc*
- *Anopheles*
- *Culex*
- *Culiseta*
- *Other*

FC-062	CDC Light Trap	Larimer	Water's Edge at Blue Mesa		
		08/14/2019	<i>Aedes vexans</i>	4	28.6%
		08/14/2019	<i>Culex tarsalis</i>	10	71.4%
			<b>Total</b>	<b>14</b>	



- *Aedes-Oc*
- *Anopheles*
- *Culex*
- *Culiseta*
- *Other*

FC-063	CDC Light Trap	Larimer	Red Fox Meadows		
		08/13/2019	<i>Aedes dorsalis</i>	1	1.0%
		08/13/2019	<i>Aedes vexans</i>	78	78.8%
		08/13/2019	<i>Culex pipiens</i>	3	3.0%
		08/13/2019	<i>Culex tarsalis</i>	16	16.2%
		08/13/2019	<i>Culiseta inornata</i>	1	1.0%
			<b>Total</b>	<b>99</b>	



- *Aedes-Oc*
- *Anopheles*
- *Culex*
- *Culiseta*
- *Other*

FC-063gr	Gravid Trap	Larimer	Red Fox Meadows Gravid		
		08/13/2019	<i>Culex pipiens</i>	26	100.0%
			<b>Total</b>	<b>26</b>	



- *Aedes-Oc*
- *Anopheles*
- *Culex*
- *Culiseta*
- *Other*

FC-064	CDC Light Trap	Larimer	West Chase		
		08/12/2019	<i>Aedes vexans</i>	3	3.4%
		08/12/2019	<i>Culex pipiens</i>	3	3.4%
		08/12/2019	<i>Culex tarsalis</i>	81	93.1%
			<b>Total</b>	<b>87</b>	




- *Aedes-Oc*
- *Anopheles*
- *Culex*
- *Culiseta*
- *Other*




Trap #	Date	Species	Count	Percent
--------	------	---------	-------	---------

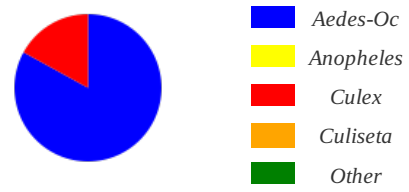
FC-066	CDC Light Trap	Larimer	Prospect Ponds		
		08/11/2019	<i>Aedes dorsalis</i>	10	2.3%
		08/11/2019	<i>Aedes spp.</i>	18	4.1%
		08/11/2019	<i>Aedes trivittatus</i>	1	0.2%
		08/11/2019	<i>Aedes vexans</i>	327	73.6%
		08/11/2019	<i>Anopheles freeborni</i>	5	1.1%
		08/11/2019	<i>Culex pipiens</i>	19	4.3%
		08/11/2019	<i>Culex tarsalis</i>	60	13.5%
		08/11/2019	<i>Culiseta inornata</i>	4	0.9%
<b>Total</b>				<b>444</b>	




FC-066gr	Gravid Trap	Larimer	Prospect Ponds Gravid		
		08/11/2019	<i>Culex pipiens</i>	46	100.0%
<b>Total</b>				<b>46</b>	



FC-067	CDC Light Trap	Larimer	Poudre River Trail		
		08/11/2019	<i>Aedes dorsalis</i>	1	0.3%
		08/11/2019	<i>Aedes vexans</i>	326	82.7%
		08/11/2019	<i>Culex tarsalis</i>	67	17.0%
<b>Total</b>				<b>394</b>	



FC-068	CDC Light Trap	Larimer	5029 Crest Dr		
		08/14/2019	<i>Culex tarsalis</i>	22	100.0%
<b>Total</b>				<b>22</b>	



FC-069	CDC Light Trap	Larimer	Linden Lake		
--------	----------------	---------	-------------	--	--

Trap #	Date	Species	Count	Percent		
	08/11/2019	<i>Aedes vexans</i>	18	21.2%		<ul style="list-style-type: none"> <li><span style="color: blue;">■</span> <i>Aedes-Oc</i></li> <li><span style="color: yellow;">■</span> <i>Anopheles</i></li> <li><span style="color: red;">■</span> <i>Culex</i></li> <li><span style="color: orange;">■</span> <i>Culiseta</i></li> <li><span style="color: green;">■</span> <i>Other</i></li> </ul>
	08/11/2019	<i>Culex pipiens</i>	3	3.5%		
	08/11/2019	<i>Culex tarsalis</i>	64	75.3%		
		<b>Total</b>	<b>85</b>			
<b>FC-071</b>	<b>CDC Light Trap</b>	<b>Larimer</b>	<b>Silvergate Rd</b>			
	08/14/2019	<i>Aedes vexans</i>	5	26.3%		<ul style="list-style-type: none"> <li><span style="color: blue;">■</span> <i>Aedes-Oc</i></li> <li><span style="color: yellow;">■</span> <i>Anopheles</i></li> <li><span style="color: red;">■</span> <i>Culex</i></li> <li><span style="color: orange;">■</span> <i>Culiseta</i></li> <li><span style="color: green;">■</span> <i>Other</i></li> </ul>
	08/14/2019	<i>Culex tarsalis</i>	14	73.7%		
		<b>Total</b>	<b>19</b>			
<b>FC-072</b>	<b>CDC Light Trap</b>	<b>Larimer</b>	<b>422 Lake Dr</b>			
	08/11/2019	<i>Culex tarsalis</i>	19	100.0%		<ul style="list-style-type: none"> <li><span style="color: blue;">■</span> <i>Aedes-Oc</i></li> <li><span style="color: yellow;">■</span> <i>Anopheles</i></li> <li><span style="color: red;">■</span> <i>Culex</i></li> <li><span style="color: orange;">■</span> <i>Culiseta</i></li> <li><span style="color: green;">■</span> <i>Other</i></li> </ul>
		<b>Total</b>	<b>19</b>			
<b>FC-073</b>	<b>CDC Light Trap</b>	<b>Larimer</b>	<b>118 N Grant</b>			
	08/13/2019	<i>Aedes dorsalis</i>	1	2.1%		<ul style="list-style-type: none"> <li><span style="color: blue;">■</span> <i>Aedes-Oc</i></li> <li><span style="color: yellow;">■</span> <i>Anopheles</i></li> <li><span style="color: red;">■</span> <i>Culex</i></li> <li><span style="color: orange;">■</span> <i>Culiseta</i></li> <li><span style="color: green;">■</span> <i>Other</i></li> </ul>
	08/13/2019	<i>Aedes vexans</i>	1	2.1%		
	08/13/2019	<i>Culex pipiens</i>	5	10.4%		
	08/13/2019	<i>Culex tarsalis</i>	41	85.4%		
		<b>Total</b>	<b>48</b>			
<b>FC-074</b>	<b>CDC Light Trap</b>	<b>Larimer</b>	<b>Rock Creek</b>			
	08/12/2019	<i>Aedes dorsalis</i>	3	1.1%		<ul style="list-style-type: none"> <li><span style="color: blue;">■</span> <i>Aedes-Oc</i></li> <li><span style="color: yellow;">■</span> <i>Anopheles</i></li> <li><span style="color: red;">■</span> <i>Culex</i></li> <li><span style="color: orange;">■</span> <i>Culiseta</i></li> <li><span style="color: green;">■</span> <i>Other</i></li> </ul>
	08/12/2019	<i>Aedes vexans</i>	82	30.1%		
	08/12/2019	<i>Anopheles freeborni</i>	1	0.4%		
	08/12/2019	<i>Culex pipiens</i>	11	4.0%		
	08/12/2019	<i>Culex tarsalis</i>	169	62.1%		
	08/12/2019	<i>Culiseta inornata</i>	6	2.2%		
		<b>Total</b>	<b>272</b>			

Trap #	Date	Species	Count	Percent
--------	------	---------	-------	---------

FC-075	CDC Light Trap	Larimer	Sage Creek North
	08/12/2019	<i>Aedes dorsalis</i>	1 1.6%
	08/12/2019	<i>Aedes vexans</i>	11 17.5%
	08/12/2019	<i>Culex tarsalis</i>	48 76.2%
	08/12/2019	<i>Culiseta inornata</i>	3 4.8%
<b>Total</b>			<b>63</b>

FC-075gr	Gravid Trap	Larimer	Sage Creek North Gravid
	08/12/2019	<i>Culex pipiens</i>	16 100.0%
<b>Total</b>			<b>16</b>

FC-088gr	Gravid Trap	Larimer	English Ranch Park Gravid
	08/12/2019	<i>Culex pipiens</i>	49 100.0%
<b>Total</b>			<b>49</b>

FC-089gr	Gravid Trap	Larimer	Kunz Ct. and Brook Dr. Gravid
	08/14/2019	<i>Culex pipiens</i>	27 100.0%
<b>Total</b>			<b>27</b>

FC-090gr	Gravid Trap	Larimer	Mountain Grandview Cemetery Gravid
	08/13/2019	<i>Culex pipiens</i>	33 100.0%
<b>Total</b>			<b>33</b>

FC-091gr	Gravid Trap	Larimer	PVH Gravid
----------	-------------	---------	------------

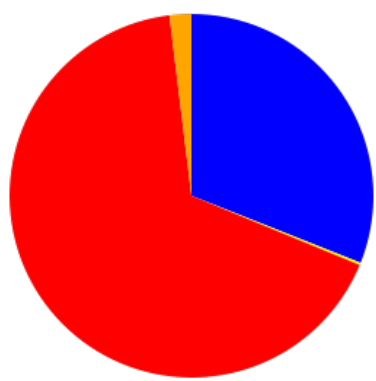
Trap #	Date	Species	Count	Percent
	08/11/2019	No Mosquitoes	0	NaN%
		<b>Total</b>	<b>0</b>	



FC-092gr	Gravid Trap	Larimer	Udall Natural Gravid	Date	Species	Count	Percent
				08/11/2019	<i>Culex pipiens</i>	11	78.6%
				08/11/2019	<i>Culex tarsalis</i>	3	21.4%
					<b>Total</b>	<b>14</b>	



FC-093	CDC Light Trap	Larimer	Lopez Elementary	Date	Species	Count	Percent
				08/14/2019	<i>Aedes vexans</i>	29	43.3%
				08/14/2019	<i>Culex pipiens</i>	4	6.0%
				08/14/2019	<i>Culex tarsalis</i>	34	50.7%
					<b>Total</b>	<b>67</b>	



	TOTAL	%
<i>Aedes-Oc</i>	1,608	31.0%
<i>Anopheles</i>	11	0.2%
<i>Culex</i>	3,466	66.8%
<i>Culiseta</i>	100	1.9%
<i>Other</i>	0	0.0%