

Trap #	Date	Species	Count	Percent
FC-001	LIGHT	Larimer Magic Carpet		
		08/02/2018	Aedes (Oc.) dorsalis	6 6 %
		08/02/2018	Aedes vexans	57 59 %
		08/02/2018	Culex tarsalis	30 31 %
		08/02/2018	Culiseta inornata	4 4 %
Trap Total			97	



FC-004	LIGHT	Larimer Bighorn Drive		
		07/31/2018	Aedes vexans	58 54 %
		07/31/2018	Culex pipiens	26 24 %
		07/31/2018	Culex tarsalis	24 22 %
Trap Total			108	



FC-006	LIGHT	Larimer North Linden		
		07/30/2018	Aedes (Oc.) dorsalis	3 8 %
		07/30/2018	Aedes vexans	21 52 %
		07/30/2018	Culex tarsalis	16 40 %
Trap Total			40	



FC-011	LIGHT	Larimer Golden Currant		
		08/01/2018	Aedes vexans	128 64 %
		08/01/2018	Culex pipiens	50 25 %
		08/01/2018	Culex tarsalis	22 11 %
Trap Total			200	



Trap #	Date	Species	Count	Percent
FC-014	LIGHT	Larimer	Fort Collins Vistors Center	
	07/30/2018	Aedes (Oc.) dorsalis	4	2 %
	07/30/2018	Aedes vexans	100	39 %
	07/30/2018	Aedes/Ochlerotatus spp	1	0 %
	07/30/2018	Culex pipiens	136	53 %
	07/30/2018	Culex tarsalis	16	6 %
	07/30/2018	Culiseta inornata	2	1 %
		Trap Total	259	



FC-015	LIGHT	Larimer	Stuart and Dorset	
	08/01/2018	Aedes (Oc.) dorsalis	1	1 %
	08/01/2018	Aedes vexans	71	90 %
	08/01/2018	Culex tarsalis	7	9 %
		Trap Total	79	



FC-019	LIGHT	Larimer	Edora Park	
	07/30/2018	Aedes vexans	40	78 %
	07/30/2018	Culex pipiens	4	8 %
	07/30/2018	Culex tarsalis	7	14 %
		Trap Total	51	



FC-023	LIGHT	Larimer	Boltz	
	07/31/2018	Aedes vexans	7	33 %
	07/31/2018	Culex pipiens	7	33 %
	07/31/2018	Culex tarsalis	7	33 %
		Trap Total	21	



Trap #	Date	Species	Count	Percent
FC-027	LIGHT	Larimer	San Luis	
	07/31/2018	Aedes (Oc.) dorsalis	3	1 %
	07/31/2018	Aedes vexans	66	26 %
	07/31/2018	Culex pipiens	93	37 %
	07/31/2018	Culex tarsalis	88	35 %
		Trap Total	250	



FC-029	LIGHT	Larimer	Bens Park	
	08/02/2018	Aedes (Oc.) melanimon	2	1 %
	08/02/2018	Aedes vexans	78	57 %
	08/02/2018	Culex pipiens	9	7 %
	08/02/2018	Culex tarsalis	44	32 %
	08/02/2018	Culiseta inornata	3	2 %
		Trap Total	136	



FC-029g	GRAVID	Larimer	Bens Park	
	08/02/2018	Culex pipiens	190	100 %
		Trap Total	190	



FC-031	LIGHT	Larimer	Willow Springs	
	07/31/2018	Aedes (Oc.) dorsalis	27	8 %
	07/31/2018	Aedes vexans	255	71 %
	07/31/2018	Culex pipiens	6	2 %
	07/31/2018	Culex tarsalis	67	19 %
	07/31/2018	Culiseta inornata	2	1 %
		Trap Total	357	



Trap #	Date	Species	Count	Percent
FC-034	LIGHT	Larimer	Country Club	
	07/30/2018	Aedes (Oc.) dorsalis	5	2 %
	07/30/2018	Aedes vexans	208	85 %
	07/30/2018	Culex tarsalis	33	13 %
		Trap Total	246	



FC-036	LIGHT	Larimer	Hemlock	
	07/30/2018	Aedes (Oc.) dorsalis	1	1 %
	07/30/2018	Aedes vexans	67	61 %
	07/30/2018	Culex tarsalis	42	38 %
		Trap Total	110	



FC-037	LIGHT	Larimer	Chelsea Ridge	
	08/02/2018	Aedes vexans	173	71 %
	08/02/2018	Culex tarsalis	69	28 %
	08/02/2018	Culiseta inornata	1	0 %
		Trap Total	243	



FC-038	LIGHT	Larimer	Lochside Lane	
	07/30/2018	Aedes vexans	23	37 %
	07/30/2018	Culex pipiens	26	42 %
	07/30/2018	Culex tarsalis	13	21 %
		Trap Total	62	



Trap #	Date	Species	Count	Percent
FC-039	LIGHT	Larimer	Fossil Creek South (Greenstone)	
	08/01/2018	Aedes (Oc.) dorsalis	1	5 %
	08/01/2018	Aedes vexans	15	79 %
	08/01/2018	Culiseta inornata	3	16 %
		Trap Total	19	



FC-040	LIGHT	Larimer	Redwood	
	07/30/2018	Aedes vexans	25	41 %
	07/30/2018	Culex pipiens	15	25 %
	07/30/2018	Culex tarsalis	21	34 %
		Trap Total	61	



FC-040g	GRAVID	Larimer	Redwood	
	07/30/2018	Culex pipiens	34	100 %
		Trap Total	34	



FC-041	LIGHT	Larimer	Fishback	
	08/01/2018	Aedes (Oc.) dorsalis	13	12 %
	08/01/2018	Aedes (Oc.) melanimon	1	1 %
	08/01/2018	Aedes vexans	25	23 %
	08/01/2018	Culex pipiens	18	17 %
	08/01/2018	Culex tarsalis	50	46 %
	08/01/2018	Culiseta inornata	1	1 %
		Trap Total	108	



Trap #	Date	Species	Count	Percent
FC-046	LIGHT	Larimer	725 Westshore Court	
	08/01/2018	Aedes vexans	28	38 %
	08/01/2018	Culex pipiens	7	10 %
	08/01/2018	Culex tarsalis	38	52 %
		Trap Total	73	



FC-047	LIGHT	Larimer	Keenland & Twin Oak	
	07/31/2018	Aedes vexans	56	72 %
	07/31/2018	Culex tarsalis	21	27 %
	07/31/2018	Culiseta inornata	1	1 %
		Trap Total	78	



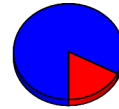
FC-049	LIGHT	Larimer	Casa Grande and Downing	
	08/01/2018	Aedes vexans	11	31 %
	08/01/2018	Culex pipiens	10	28 %
	08/01/2018	Culex tarsalis	15	42 %
		Trap Total	36	



FC-050	LIGHT	Larimer	Golden Meadows Ditch	
	07/31/2018	Aedes vexans	45	28 %
	07/31/2018	Aedes/Ochlerotatus spp	1	1 %
	07/31/2018	Culex pipiens	62	38 %
	07/31/2018	Culex tarsalis	55	34 %
		Trap Total	163	

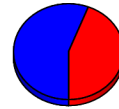


Trap #	Date	Species	Count	Percent
FC-052 LIGHT	Larimer 603 Gilgalad Way			
	08/01/2018	Aedes vexans	181	83 %
	08/01/2018	Culex pipiens	10	5 %
	08/01/2018	Culex tarsalis	28	13 %
Trap Total			219	



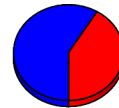
■ Aedes-Oc
■ Anopheles
■ Culex
 ...

FC-053 LIGHT	Larimer Egret and Rookery			
	07/31/2018	Aedes (Oc.) melanimon	6	5 %
	07/31/2018	Aedes vexans	56	50 %
	07/31/2018	Culex tarsalis	49	44 %
Trap Total			111	



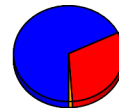
■ Aedes-Oc
■ Anopheles
■ Culex
 ...

FC-054 LIGHT	Larimer 737 Parliament Court			
	08/02/2018	Aedes (Oc.) dorsalis	1	1 %
	08/02/2018	Aedes vexans	43	57 %
	08/02/2018	Culex tarsalis	31	41 %
Trap Total			75	



■ Aedes-Oc
■ Anopheles
■ Culex
 ...

FC-057 LIGHT	Larimer Registry Ridge- End of Ranger Dr			
	08/02/2018	Aedes (Oc.) dorsalis	3	3 %
	08/02/2018	Aedes vexans	58	64 %
	08/02/2018	Culex pipiens	8	9 %
	08/02/2018	Culex tarsalis	20	22 %
	08/02/2018	Culiseta inornata	1	1 %
Trap Total			90	



■ Aedes-Oc
■ Anopheles
■ Culex
 ...

Trap #	Date	Species	Count	Percent
FC-058	LIGHT	Larimer	Spring Creek Trail @ Michener Dr	
	08/01/2018	Aedes vexans	24	31 %
	08/01/2018	Culex pipiens	16	21 %
	08/01/2018	Culex tarsalis	38	49 %
		Trap Total	78	



FC-059	LIGHT	Larimer	Springwood and Lockwood	
	07/31/2018	Aedes vexans	20	36 %
	07/31/2018	Culex pipiens	18	33 %
	07/31/2018	Culex tarsalis	17	31 %
		Trap Total	55	



FC-060	LIGHT	Larimer	808 Pondersosa	
	08/01/2018	Aedes vexans	43	56 %
	08/01/2018	Culex pipiens	15	19 %
	08/01/2018	Culex tarsalis	17	22 %
	08/01/2018	Culiseta inornata	2	3 %
		Trap Total	77	



FC-061	LIGHT	Larimer	Holley Environ. Plant Research Ctr	
	08/02/2018	Aedes (Oc.) dorsalis	9	7 %
	08/02/2018	Aedes (Oc.) melanimon	3	2 %
	08/02/2018	Aedes vexans	20	16 %
	08/02/2018	Culex pipiens	21	17 %
	08/02/2018	Culex tarsalis	72	58 %
		Trap Total	125	

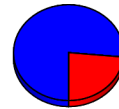


Trap #	Date	Species	Count	Percent
FC-062	LIGHT	Larimer	Waters Edge at Blue Mesa	
	08/02/2018	Aedes vexans	25	60 %
	08/02/2018	Culex tarsalis	16	38 %
	08/02/2018	Culiseta inornata	1	2 %
Trap Total			42	



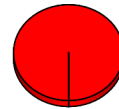
■ Aedes-Oc
■ Anopheles
■ Culex
 ...

FC-063	LIGHT	Larimer	Red Fox Meadows FCNA	
	08/01/2018	Aedes vexans	13	76 %
	08/01/2018	Culex tarsalis	4	24 %
Trap Total			17	



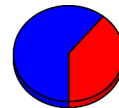
■ Aedes-Oc
■ Anopheles
■ Culex
 ...

FC-063g	GRAVID	Larimer	Red Fox Meadows FCNA	
	08/01/2018	Culex pipiens	228	100 %
Trap Total			228	



■ Aedes-Oc
■ Anopheles
■ Culex
 ...

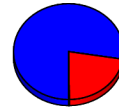
FC-064	LIGHT	Larimer	West Chase @ Kechter Farm	
	07/31/2018	Aedes (Oc.) melanimon	1	1 %
	07/31/2018	Aedes vexans	44	59 %
	07/31/2018	Culex tarsalis	29	39 %
Trap Total			74	



■ Aedes-Oc
■ Anopheles
■ Culex
 ...

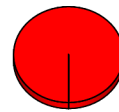
FC-066	LIGHT	Larimer	Prospect Ponds @ Drake Water	
	07/30/2018	Aedes (Oc.) dorsalis	3	0 %
	07/30/2018	Aedes (Oc.) melanimon	1	0 %
	07/30/2018	Aedes vexans	651	77 %
	07/30/2018	Aedes/Ochlerotatus spp	1	0 %
	07/30/2018	Culex pipiens	165	20 %

Trap #	Date	Species	Count	Percent
	07/30/2018	Culex tarsalis	23	3 %
	07/30/2018	Culiseta inornata	2	0 %
Trap Total			846	



■ Aedes-Oc
■ Anopheles
■ Culex
 ...

FC-066g GRAVID	Larimer	Prospect Ponds @ Drake Water		
	07/30/2018	Culex pipiens	31	100 %
Trap Total			31	



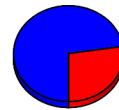
■ Aedes-Oc
■ Anopheles
■ Culex
 ...

FC-067 LIGHT	Larimer	Poudre River Drive at bike trail		
	07/30/2018	Aedes vexans	603	84 %
	07/30/2018	Culex pipiens	24	3 %
	07/30/2018	Culex tarsalis	89	12 %
	07/30/2018	Culiseta inornata	2	0 %
Trap Total			718	



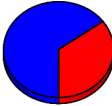
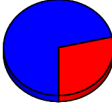
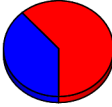

■ Aedes-Oc
■ Anopheles
■ Culex
 ...

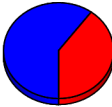
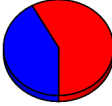

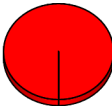
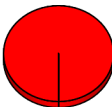
FC-068 LIGHT	Larimer	502 Crest Drive		
	08/02/2018	Aedes (Oc.) dorsalis	1	1 %
	08/02/2018	Aedes vexans	52	71 %
	08/02/2018	Culex tarsalis	20	27 %
Trap Total			73	



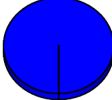


■ Aedes-Oc
■ Anopheles
■ Culex
 ...

FC-069 LIGHT	Larimer	Linden Lake Rd		
	07/30/2018	Aedes vexans	13	65 %

Trap #	Date	Species	Count	Percent	
	07/30/2018	Culex tarsalis	7	35 %	
		Trap Total	20		 <ul style="list-style-type: none"> ■ Aedes-Oc ■ Anopheles ■ Culex ...
FC-071	LIGHT	Larimer	Silvergate Road		
	08/02/2018	Aedes vexans	20	71 %	
	08/02/2018	Culex tarsalis	8	29 %	
		Trap Total	28		 <ul style="list-style-type: none"> ■ Aedes-Oc ■ Anopheles ■ Culex ...
FC-072	LIGHT	Larimer	422 Lake Drive Alley		
	07/30/2018	Aedes (Oc.) dorsalis	1	1 %	
	07/30/2018	Aedes vexans	44	38 %	
	07/30/2018	Culex pipiens	22	19 %	
	07/30/2018	Culex tarsalis	50	43 %	
		Trap Total	117		 <ul style="list-style-type: none"> ■ Aedes-Oc ■ Anopheles ■ Culex ...
FC-073	LIGHT	Larimer	118 Grant		
	08/01/2018	Aedes (Oc.) dorsalis	3	13 %	
	08/01/2018	Aedes vexans	18	78 %	
	08/01/2018	Culiseta inornata	2	9 %	
		Trap Total	23		 <ul style="list-style-type: none"> ■ Aedes-Oc ■ Anopheles ■ Culex ...
FC-074	LIGHT	Larimer	Rockcreek		
	07/31/2018	Aedes (Oc.) dorsalis	10	6 %	
	07/31/2018	Aedes vexans	85	54 %	
	07/31/2018	Culex pipiens	17	11 %	


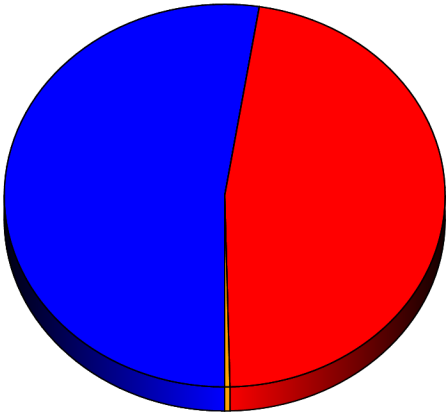
Trap #	Date	Species	Count	Percent		
	07/31/2018	Culex tarsalis	46	29 %		
		Trap Total	158			<ul style="list-style-type: none"> ■ Aedes-Oc ■ Anopheles ■ Culex ...
FC-075	LIGHT	Larimer	North Sage Creek			
	07/31/2018	Aedes vexans	21	42 %		
	07/31/2018	Culex tarsalis	29	58 %		
		Trap Total	50			<ul style="list-style-type: none"> ■ Aedes-Oc ■ Anopheles ■ Culex ...
FC-075g	GRAVID	Larimer	North Sage Creek Gravid			
	07/31/2018	Culex pipiens	299	100 %		
		Trap Total	299			<ul style="list-style-type: none"> ■ Aedes-Oc ■ Anopheles ■ Culex ...
FC-088g	GRAVID	Larimer	English Ranch Park			
	07/31/2018	Culex pipiens	47	100 %		
		Trap Total	47			<ul style="list-style-type: none"> ■ Aedes-Oc ■ Anopheles ■ Culex ...
FC-089g	GRAVID	Larimer	Kunz Ct and Brook Dr			
	08/02/2018	Culex pipiens	314	100 %		
		Trap Total	314			<ul style="list-style-type: none"> ■ Aedes-Oc ■ Anopheles ■ Culex ...

Trap #	Date	Species	Count	Percent	
FC-090g GRAVID	Larimer	Mountain Grandview Cemetery			
	08/01/2018	Culex pipiens	83	100 %	
		Trap Total	83		
					 <ul style="list-style-type: none"> ■ Aedes-Oc ■ Anopheles ■ Culex ...
FC-091g GRAVID	Larimer	PVH			
	07/30/2018	Culex pipiens	50	100 %	
		Trap Total	50		
					 <ul style="list-style-type: none"> ■ Aedes-Oc ■ Anopheles ■ Culex ...
FC-092g GRAVID	Larimer	Udall Natural Area			
	07/30/2018	Aedes vexans	1	100 %	
		Trap Total	1		
					 <ul style="list-style-type: none"> ■ Aedes-Oc ■ Anopheles ■ Culex ...

Trap #	Date	Species	Count	Percent
FC-093	LIGHT	Larimer	Lopez Elementary School	
	08/02/2018	Aedes (Oc.) dorsalis	1	2 %
	08/02/2018	Aedes vexans	33	69 %
	08/02/2018	Culex tarsalis	14	29 %
Trap Total			48	



Grand Total 7,118



TOTAL	%
3,738	53 %
0	0 %
3,353	47 %
27	0 %
0	0 %