



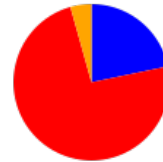
Adult Trap Data - Detail

Start Date: 07/21/2019 End Date: 07/26/2019

Fort Collins

Trap #	Date	Species	Count	Percent
--------	------	---------	-------	---------


FC-001	CDC Light Trap	Larimer	Magic Carpet		
		07/24/2019	<i>Aedes dorsalis</i>	1	4.3%
		07/24/2019	<i>Aedes vexans</i>	4	17.4%
		07/24/2019	<i>Culex tarsalis</i>	17	73.9%
		07/24/2019	<i>Culiseta inornata</i>	1	4.3%
			Total	23	



- *Aedes-Oc*
- *Anopheles*
- *Culex*
- *Culiseta*
- *Other*

FC-004	CDC Light Trap	Larimer	Bighorn		
--------	----------------	---------	---------	--	--

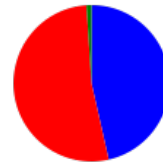
		07/22/2019	<i>Culex tarsalis</i>	5	100.0%
			Total	5	



- *Aedes-Oc*
- *Anopheles*
- *Culex*
- *Culiseta*
- *Other*

FC-006	CDC Light Trap	Larimer	N. Linden		
--------	----------------	---------	-----------	--	--

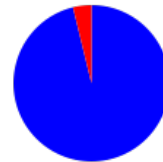
		07/21/2019	<i>Aedes dorsalis</i>	1	1.0%
		07/21/2019	<i>Aedes trivittatus</i>	2	2.0%
		07/21/2019	<i>Aedes vexans</i>	43	43.4%
		07/21/2019	<i>Coquillettidia perturbans</i>	1	1.0%
		07/21/2019	<i>Culex pipiens</i>	15	15.2%
		07/21/2019	<i>Culex tarsalis</i>	37	37.4%
			Total	99	



- *Aedes-Oc*
- *Anopheles*
- *Culex*
- *Culiseta*
- *Other*

FC-011	CDC Light Trap	Larimer	Golden Current		
--------	----------------	---------	----------------	--	--

		07/23/2019	<i>Aedes dorsalis</i>	2	0.3%
		07/23/2019	<i>Aedes vexans</i>	705	95.9%
		07/23/2019	<i>Culex pipiens</i>	13	1.8%
		07/23/2019	<i>Culex tarsalis</i>	15	2.0%
			Total	735	



- *Aedes-Oc*
- *Anopheles*
- *Culex*
- *Culiseta*
- *Other*

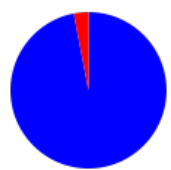
Trap #	Date	Species	Count	Percent
--------	------	---------	-------	---------

FC-014	CDC Light Trap	Larimer	FC Visitors Center		
		07/21/2019	<i>Aedes dorsalis</i>	9	7.1%
		07/21/2019	<i>Aedes melanimon</i>	10	7.9%
		07/21/2019	<i>Aedes vexans</i>	54	42.9%
		07/21/2019	<i>Culex tarsalis</i>	50	39.7%
		07/21/2019	<i>Culiseta inornata</i>	3	2.4%
Total				126	



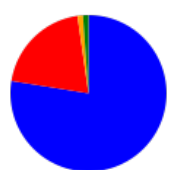
- *Aedes-Oc*
- *Anopheles*
- *Culex*
- *Culiseta*
- *Other*

FC-015	CDC Light Trap	Larimer	Stuart and Dorset		
		07/23/2019	<i>Aedes melanimon</i>	2	0.4%
		07/23/2019	<i>Aedes vexans</i>	448	96.6%
		07/23/2019	<i>Culex tarsalis</i>	14	3.0%
Total				464	




- *Aedes-Oc*
- *Anopheles*
- *Culex*
- *Culiseta*
- *Other*


FC-019	CDC Light Trap	Larimer	Edora Playground, 1420 E Stuart St, Fort Collins, CO 80525, USA		
		07/21/2019	Trap Malfunction	0	0.0%
		07/22/2019	<i>Aedes dorsalis</i>	2	2.2%
		07/22/2019	<i>Aedes vexans</i>	67	75.3%
		07/22/2019	<i>Coquillettidia perturbans</i>	1	1.1%
		07/22/2019	<i>Culex tarsalis</i>	18	20.2%
		07/22/2019	<i>Culiseta inornata</i>	1	1.1%
Total				89	





- *Aedes-Oc*
- *Anopheles*
- *Culex*
- *Culiseta*
- *Other*


FC-023	CDC Light Trap	Larimer	Boltz		
--------	----------------	---------	-------	--	--

Trap #	Date	Species	Count	Percent		
	07/22/2019	<i>Aedes dorsalis</i>	3	4.5%		<ul style="list-style-type: none"> ■ <i>Aedes-Oc</i> ■ <i>Anopheles</i> ■ <i>Culex</i> ■ <i>Culiseta</i> ■ <i>Other</i>
	07/22/2019	<i>Aedes melanimon</i>	1	1.5%		
	07/22/2019	<i>Aedes vexans</i>	30	45.5%		
	07/22/2019	<i>Culex tarsalis</i>	30	45.5%		
	07/22/2019	<i>Culiseta inornata</i>	2	3.0%		
		Total	66			

FC-027	CDC Light Trap	Larimer	3001 San Luis			
	07/22/2019	<i>Aedes vexans</i>	50	45.5%		<ul style="list-style-type: none"> ■ <i>Aedes-Oc</i> ■ <i>Anopheles</i> ■ <i>Culex</i> ■ <i>Culiseta</i> ■ <i>Other</i>
	07/22/2019	<i>Culex pipiens</i>	11	10.0%		
	07/22/2019	<i>Culex tarsalis</i>	47	42.7%		
	07/22/2019	<i>Culiseta inornata</i>	2	1.8%		
		Total	110			

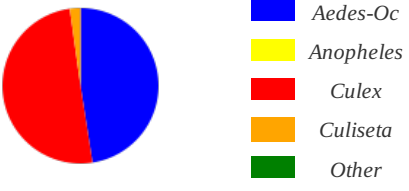
FC-029	CDC Light Trap	Larimer	Ben's Park			
	07/24/2019	<i>Aedes vexans</i>	39	36.8%		<ul style="list-style-type: none"> ■ <i>Aedes-Oc</i> ■ <i>Anopheles</i> ■ <i>Culex</i> ■ <i>Culiseta</i> ■ <i>Other</i>
	07/24/2019	<i>Culex pipiens</i>	4	3.8%		
	07/24/2019	<i>Culex tarsalis</i>	62	58.5%		
	07/24/2019	<i>Culiseta inornata</i>	1	0.9%		
		Total	106			

FC-029gr	Gravid Trap	Larimer	Ben's Park Gravid			
	07/24/2019	<i>Culex pipiens</i>	25	100.0%		<ul style="list-style-type: none"> ■ <i>Aedes-Oc</i> ■ <i>Anopheles</i> ■ <i>Culex</i> ■ <i>Culiseta</i> ■ <i>Other</i>
		Total	25			

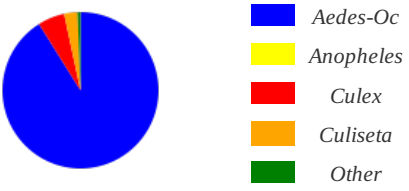
FC-031	CDC Light Trap	Larimer	Willow Springs			
	07/22/2019	<i>Aedes dorsalis</i>	3	5.6%		<ul style="list-style-type: none"> ■ <i>Aedes-Oc</i> ■ <i>Anopheles</i> ■ <i>Culex</i> ■ <i>Culiseta</i> ■ <i>Other</i>
	07/22/2019	<i>Aedes vexans</i>	7	13.0%		
	07/22/2019	<i>Culex pipiens</i>	3	5.6%		
	07/22/2019	<i>Culex tarsalis</i>	37	68.5%		
	07/22/2019	<i>Culiseta inornata</i>	4	7.4%		
		Total	54			

Trap #	Date	Species	Count	Percent
--------	------	---------	-------	---------

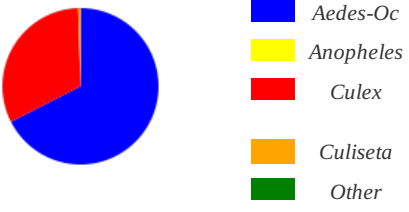
FC-034	CDC Light Trap	Larimer	Country Club		
		07/21/2019	<i>Aedes dorsalis</i>	2	1.1%
		07/21/2019	<i>Aedes melanimon</i>	2	1.1%
		07/21/2019	<i>Aedes vexans</i>	83	45.4%
		07/21/2019	<i>Culex tarsalis</i>	92	50.3%
		07/21/2019	<i>Culiseta inornata</i>	4	2.2%
Total				183	



FC-036	CDC Light Trap	Larimer	Hemlock		
		07/21/2019	<i>Aedes dorsalis</i>	4	0.8%
		07/21/2019	<i>Aedes increpitus</i>	198	39.2%
		07/21/2019	<i>Aedes melanimon</i>	9	1.8%
		07/21/2019	<i>Aedes trivittatus</i>	1	0.2%
		07/21/2019	<i>Aedes vexans</i>	248	49.1%
		07/21/2019	<i>Coquillettidia perturbans</i>	3	0.6%
		07/21/2019	<i>Culex pipiens</i>	6	1.2%
		07/21/2019	<i>Culex tarsalis</i>	22	4.4%
		07/21/2019	<i>Culiseta inornata</i>	14	2.8%
Total				505	



FC-037	CDC Light Trap	Larimer	Chelsea Ridge		
		07/24/2019	<i>Aedes trivittatus</i>	1	0.5%
		07/24/2019	<i>Aedes vexans</i>	132	67.0%
		07/24/2019	<i>Culex tarsalis</i>	63	32.0%
		07/24/2019	<i>Culiseta inornata</i>	1	0.5%
Total				197	



FC-038	CDC Light Trap	Larimer	Lochside Lane		
--------	----------------	---------	---------------	--	--

Trap #	Date	Species	Count	Percent
	07/21/2019	<i>Aedes dorsalis</i>	7	4.3%
	07/21/2019	<i>Aedes vexans</i>	81	50.3%
	07/21/2019	<i>Culex tarsalis</i>	54	33.5%
	07/21/2019	<i>Culiseta inornata</i>	19	11.8%
		Total	161	

FC-039	CDC Light Trap	Larimer	Fossil Creek South		
		07/22/2019	<i>Aedes dorsalis</i>	28	25.0%
		07/22/2019	<i>Aedes vexans</i>	10	8.9%
		07/22/2019	<i>Culex pipiens</i>	5	4.5%
		07/22/2019	<i>Culex tarsalis</i>	58	51.8%
		07/22/2019	<i>Culiseta inornata</i>	11	9.8%
			Total	112	

FC-040	CDC Light Trap	Larimer	Redwood		
		07/21/2019	<i>Aedes vexans</i>	5	41.7%
		07/21/2019	<i>Culex tarsalis</i>	7	58.3%
			Total	12	

FC-040gr	Gravid Trap	Larimer	Redwood Gravid		
		07/21/2019	<i>Aedes vexans</i>	1	20.0%
		07/21/2019	<i>Culex pipiens</i>	3	60.0%
		07/21/2019	<i>Culiseta inornata</i>	1	20.0%
			Total	5	

FC-041	CDC Light Trap	Larimer	Fishback		
		07/23/2019	<i>Aedes vexans</i>	93	52.0%
		07/23/2019	<i>Culex pipiens</i>	17	9.5%
		07/23/2019	<i>Culex tarsalis</i>	65	36.3%
		07/23/2019	<i>Culiseta inornata</i>	4	2.2%
			Total	179	

Trap #	Date	Species	Count	Percent
--------	------	---------	-------	---------

FC-046	CDC Light Trap	Larimer	725 Westshore Court
07/22/2019	<i>Aedes melanimon</i>	2	3.2%
07/22/2019	<i>Aedes vexans</i>	28	44.4%
07/22/2019	<i>Anopheles freeborni</i>	1	1.6%
07/22/2019	<i>Culex pipiens</i>	3	4.8%
07/22/2019	<i>Culex tarsalis</i>	26	41.3%
07/22/2019	<i>Culiseta inornata</i>	3	4.8%
Total			63



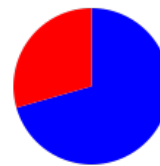
- *Aedes-Oc*
- *Anopheles*
- *Culex*
- *Culiseta*
- *Other*

FC-047	CDC Light Trap	Larimer	Keenland and Twin Oak
07/22/2019	<i>Aedes melanimon</i>	1	2.4%
07/22/2019	<i>Aedes vexans</i>	13	31.0%
07/22/2019	<i>Culex tarsalis</i>	26	61.9%
07/22/2019	<i>Culiseta inornata</i>	2	4.8%
Total			42



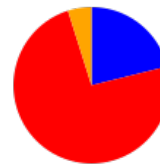
- *Aedes-Oc*
- *Anopheles*
- *Culex*
- *Culiseta*
- *Other*

FC-049	CDC Light Trap	Larimer	Casa Grande and Downing
07/23/2019	<i>Aedes vexans</i>	24	70.6%
07/23/2019	<i>Culex pipiens</i>	4	11.8%
07/23/2019	<i>Culex tarsalis</i>	6	17.6%
Total			34



- *Aedes-Oc*
- *Anopheles*
- *Culex*
- *Culiseta*
- *Other*

FC-050	CDC Light Trap	Larimer	Golden Meadows Ditch
07/22/2019	<i>Aedes vexans</i>	26	21.1%
07/22/2019	<i>Culex pipiens</i>	22	17.9%
07/22/2019	<i>Culex tarsalis</i>	69	56.1%
07/22/2019	<i>Culiseta inornata</i>	6	4.9%
Total			123



- *Aedes-Oc*
- *Anopheles*
- *Culex*
- *Culiseta*
- *Other*

Trap #	Date	Species	Count	Percent
--------	------	---------	-------	---------

FC-052	CDC Light Trap	Larimer	603 Gilgalad Way
07/23/2019	<i>Aedes dorsalis</i>	1	0.5%
07/23/2019	<i>Aedes increpitus</i>	3	1.6%
07/23/2019	<i>Aedes spp.</i>	1	0.5%
07/23/2019	<i>Aedes trivittatus</i>	18	9.6%
07/23/2019	<i>Aedes vexans</i>	160	85.1%
07/23/2019	<i>Culex tarsalis</i>	5	2.7%
Total			188

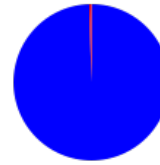
FC-053	CDC Light Trap	Larimer	Egret and Rookery
07/22/2019	<i>Aedes dorsalis</i>	5	1.8%
07/22/2019	<i>Aedes vexans</i>	39	13.8%
07/22/2019	<i>Culex tarsalis</i>	235	83.0%
07/22/2019	<i>Culiseta inornata</i>	4	1.4%
Total			283

FC-054	CDC Light Trap	Larimer	737 Parliament
07/24/2019	<i>Aedes dorsalis</i>	1	2.0%
07/24/2019	<i>Aedes vexans</i>	15	30.0%
07/24/2019	<i>Culex tarsalis</i>	32	64.0%
07/24/2019	<i>Culiseta inornata</i>	2	4.0%
Total			50

FC-057	CDC Light Trap	Larimer	Registry Ridge
07/24/2019	<i>Aedes vexans</i>	3	50.0%
07/24/2019	<i>Culex tarsalis</i>	3	50.0%
Total			6

Trap #	Date	Species	Count	Percent
--------	------	---------	-------	---------

FC-058	CDC Light Trap	Larimer	Spring Creek Trail-- Michener Dr		
		07/23/2019	<i>Aedes vexans</i>	877	99.5%
		07/23/2019	<i>Culex tarsalis</i>	4	0.5%
			Total	881	



- *Aedes-Oc*
- *Anopheles*
- *Culex*
- *Culiseta*
- *Other*

FC-059	CDC Light Trap	Larimer	Springwood and Lochwood		
--------	----------------	---------	----------------------------	--	--

		07/22/2019	<i>Aedes vexans</i>	9	52.9%
		07/22/2019	<i>Culex tarsalis</i>	8	47.1%
			Total	17	



- *Aedes-Oc*
- *Anopheles*
- *Culex*
- *Culiseta*
- *Other*

FC-060	CDC Light Trap	Larimer	808 Ponderosa		
--------	----------------	---------	---------------	--	--

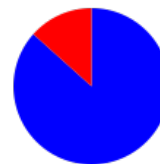
		07/23/2019	<i>Aedes vexans</i>	68	47.6%
		07/23/2019	<i>Culex pipiens</i>	32	22.4%
		07/23/2019	<i>Culex tarsalis</i>	39	27.3%
		07/23/2019	<i>Culiseta inornata</i>	4	2.8%
			Total	143	



- *Aedes-Oc*
- *Anopheles*
- *Culex*
- *Culiseta*
- *Other*

FC-061	CDC Light Trap	Larimer	Holley Plant Research Center		
--------	----------------	---------	---------------------------------	--	--

		07/23/2019	<i>Aedes vexans</i>	149	86.6%
		07/23/2019	<i>Culex tarsalis</i>	23	13.4%
			Total	172	



- *Aedes-Oc*
- *Anopheles*
- *Culex*
- *Culiseta*
- *Other*



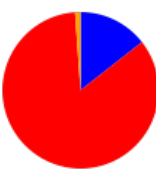
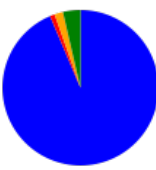

FC-062	CDC Light Trap	Larimer	Water's Edge at Blue Mesa		
--------	----------------	---------	------------------------------	--	--

		07/24/2019	<i>Aedes vexans</i>	11	52.4%
		07/24/2019	<i>Culex tarsalis</i>	9	42.9%
		07/24/2019	<i>Culiseta inornata</i>	1	4.8%
			Total	21	

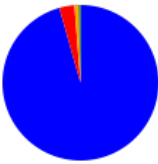


- *Aedes-Oc*
- *Anopheles*
- *Culex*
- *Culiseta*
- *Other*

FC-063	CDC Light Trap	Larimer	Red Fox Meadows		
--------	----------------	---------	-----------------	--	--


Trap #	Date	Species	Count	Percent		
	07/23/2019	<i>Aedes vexans</i>	170	100.0%		<ul style="list-style-type: none"> ■ <i>Aedes-Oc</i> ■ <i>Anopheles</i> ■ <i>Culex</i> ■ <i>Culiseta</i> ■ <i>Other</i>
		Total	170			
FC-063gr	Gravid Trap	Larimer	Red Fox Meadows Gravid			
	07/23/2019	No Mosquitoes	0	NaN%		<ul style="list-style-type: none"> ■ <i>Aedes-Oc</i> ■ <i>Anopheles</i> ■ <i>Culex</i> ■ <i>Culiseta</i> ■ <i>Other</i>
		Total	0			
FC-064	CDC Light Trap	Larimer	West Chase			
	07/22/2019	<i>Aedes dorsalis</i>	4	4.4%		<ul style="list-style-type: none"> ■ <i>Aedes-Oc</i> ■ <i>Anopheles</i> ■ <i>Culex</i> ■ <i>Culiseta</i> ■ <i>Other</i>
	07/22/2019	<i>Aedes vexans</i>	9	10.0%		
	07/22/2019	<i>Culex tarsalis</i>	76	84.4%		
	07/22/2019	<i>Culiseta inornata</i>	1	1.1%		
		Total	90			
FC-066	CDC Light Trap	Larimer	Prospect Ponds			
	07/21/2019	<i>Aedes dorsalis</i>	18	0.9%		<ul style="list-style-type: none"> ■ <i>Aedes-Oc</i> ■ <i>Anopheles</i> ■ <i>Culex</i> ■ <i>Culiseta</i> ■ <i>Other</i>
	07/21/2019	<i>Aedes melanimon</i>	20	1.0%		
	07/21/2019	<i>Aedes vexans</i>	1,757	91.7%		
	07/21/2019	<i>Coquillettidia perturbans</i>	69	3.6%		
	07/21/2019	<i>Culex pipiens</i>	6	0.3%		
	07/21/2019	<i>Culex tarsalis</i>	13	0.7%		
	07/21/2019	<i>Culiseta inornata</i>	34	1.8%		
		Total	1,917			
FC-066gr	Gravid Trap	Larimer	Prospect Ponds Gravid			
	07/21/2019	<i>Aedes vexans</i>	3	100.0%		<ul style="list-style-type: none"> ■ <i>Aedes-Oc</i> ■ <i>Anopheles</i> ■ <i>Culex</i> ■ <i>Culiseta</i> ■ <i>Other</i>
		Total	3			

Trap #	Date	Species	Count	Percent
FC-067	CDC Light Trap	Larimer	Poudre River Trail	
	07/21/2019	<i>Aedes dorsalis</i>	11	0.9%
	07/21/2019	<i>Aedes vexans</i>	1,149	94.7%
	07/21/2019	<i>Coquillettidia perturbans</i>	4	0.3%
	07/21/2019	<i>Culex pipiens</i>	3	0.2%
	07/21/2019	<i>Culex tarsalis</i>	35	2.9%
	07/21/2019	<i>Culiseta inornata</i>	11	0.9%
		Total	1,213	




- *Aedes-Oc*
- *Anopheles*
- *Culex*
- *Culiseta*
- *Other*

FC-068	CDC Light Trap	Larimer	5029 Crest Dr	
	07/24/2019	<i>Aedes vexans</i>	25	62.5%
	07/24/2019	<i>Anopheles freeborni</i>	1	2.5%
	07/24/2019	<i>Culex tarsalis</i>	14	35.0%
		Total	40	




- *Aedes-Oc*
- *Anopheles*
- *Culex*
- *Culiseta*
- *Other*

FC-069	CDC Light Trap	Larimer	Linden Lake	
	07/21/2019	<i>Aedes dorsalis</i>	1	1.1%
	07/21/2019	<i>Aedes melanimon</i>	3	3.3%
	07/21/2019	<i>Aedes vexans</i>	54	60.0%
	07/21/2019	<i>Culex tarsalis</i>	30	33.3%
	07/21/2019	<i>Culiseta inornata</i>	2	2.2%
		Total	90	




- *Aedes-Oc*
- *Anopheles*
- *Culex*
- *Culiseta*
- *Other*


FC-071	CDC Light Trap	Larimer	Silvergate Rd	
	07/24/2019	<i>Aedes vexans</i>	19	82.6%
	07/24/2019	<i>Culex tarsalis</i>	4	17.4%
		Total	23	

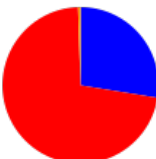



- *Aedes-Oc*
- *Anopheles*
- *Culex*
- *Culiseta*
- *Other*

FC-072	CDC Light Trap	Larimer	422 Lake Dr	
---------------	-----------------------	----------------	--------------------	--


Trap #	Date	Species	Count	Percent		
	07/21/2019	<i>Aedes dorsalis</i>	1	2.3%		<ul style="list-style-type: none"> ■ <i>Aedes-Oc</i> ■ <i>Anopheles</i> ■ <i>Culex</i> ■ <i>Culiseta</i> ■ <i>Other</i>
	07/21/2019	<i>Aedes increpitus</i>	1	2.3%		
	07/21/2019	<i>Aedes trivittatus</i>	1	2.3%		
	07/21/2019	<i>Aedes vexans</i>	20	46.5%		
	07/21/2019	<i>Culex tarsalis</i>	20	46.5%		
		Total	43			

FC-073	CDC Light Trap	Larimer	118 N Grant			
	07/23/2019	<i>Aedes melanimon</i>	1	2.1%		<ul style="list-style-type: none"> ■ <i>Aedes-Oc</i> ■ <i>Anopheles</i> ■ <i>Culex</i> ■ <i>Culiseta</i> ■ <i>Other</i>
	07/23/2019	<i>Aedes vexans</i>	26	55.3%		
	07/23/2019	<i>Culex tarsalis</i>	15	31.9%		
	07/23/2019	<i>Culiseta inornata</i>	5	10.6%		
		Total	47			

FC-074	CDC Light Trap	Larimer	Rock Creek			
	07/22/2019	<i>Aedes dorsalis</i>	3	1.5%		<ul style="list-style-type: none"> ■ <i>Aedes-Oc</i> ■ <i>Anopheles</i> ■ <i>Culex</i> ■ <i>Culiseta</i> ■ <i>Other</i>
	07/22/2019	<i>Aedes melanimon</i>	1	0.5%		
	07/22/2019	<i>Aedes vexans</i>	50	25.5%		
	07/22/2019	<i>Culex tarsalis</i>	141	71.9%		
	07/22/2019	<i>Culiseta inornata</i>	1	0.5%		
		Total	196			

FC-075	CDC Light Trap	Larimer	Sage Creek North			
	07/22/2019	<i>Aedes vexans</i>	13	29.5%		<ul style="list-style-type: none"> ■ <i>Aedes-Oc</i> ■ <i>Anopheles</i> ■ <i>Culex</i> ■ <i>Culiseta</i> ■ <i>Other</i>
	07/22/2019	<i>Culex tarsalis</i>	31	70.5%		
		Total	44			

FC-075gr	Gravid Trap	Larimer	Sage Creek North Gravid			
----------	-------------	---------	-------------------------	--	--	--

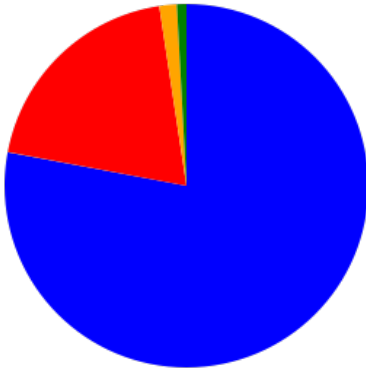
Trap #	Date	Species	Count	Percent		
	07/22/2019	<i>Culex pipiens</i>	3	100.0%		<ul style="list-style-type: none"> ■ Aedes-Oc ■ Anopheles ■ Culex ■ Culiseta ■ Other
		Total	3			
FC-088gr	Gravid Trap	Larimer	English Ranch Park Gravid			
	07/22/2019	<i>Culex pipiens</i>	5	100.0%		<ul style="list-style-type: none"> ■ Aedes-Oc ■ Anopheles ■ Culex ■ Culiseta ■ Other
		Total	5			
FC-089gr	Gravid Trap	Larimer	Kunz Ct. and Brook Dr. Gravid			
	07/24/2019	<i>Culex pipiens</i>	24	100.0%		<ul style="list-style-type: none"> ■ Aedes-Oc ■ Anopheles ■ Culex ■ Culiseta ■ Other
		Total	24			
FC-090gr	Gravid Trap	Larimer	Mountain Grandview Cemetery Gravid			
	07/23/2019	<i>Culex pipiens</i>	34	100.0%		<ul style="list-style-type: none"> ■ Aedes-Oc ■ Anopheles ■ Culex ■ Culiseta ■ Other
		Total	34			
FC-091gr	Gravid Trap	Larimer	PVH Gravid			
	07/21/2019	No Mosquitoes	0	NaN%		<ul style="list-style-type: none"> ■ Aedes-Oc ■ Anopheles ■ Culex ■ Culiseta ■ Other
		Total	0			
FC-092gr	Gravid Trap	Larimer	Udall Natural Gravid			
	07/21/2019	<i>Culex pipiens</i>	6	100.0%		<ul style="list-style-type: none"> ■ Aedes-Oc ■ Anopheles ■ Culex ■ Culiseta ■ Other
		Total	6			
FC-093	CDC Light Trap	Larimer	Lopez Elementary			

Trap #	Date	Species	Count	Percent
--------	------	---------	-------	---------

	07/24/2019	<i>Aedes vexans</i>	45	65.2%
	07/24/2019	<i>Culex tarsalis</i>	24	34.8%
		Total	69	



- *Aedes-Oc*
- *Anopheles*
- *Culex*
- *Culiseta*
- *Other*



		TOTAL	%
■	<i>Aedes-Oc</i>	7,247	78.0%
■	<i>Anopheles</i>	2	0.0%
■	<i>Culex</i>	1,825	19.6%
■	<i>Culiseta</i>	144	1.5%
■	<i>Other</i>	78	0.8%