



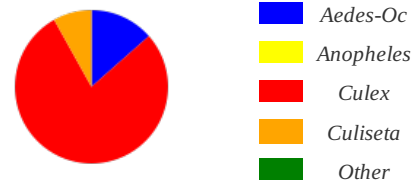
# Adult Trap Data - Detail

Start Date: 07/14/2019 End Date: 07/19/2019

Fort Collins

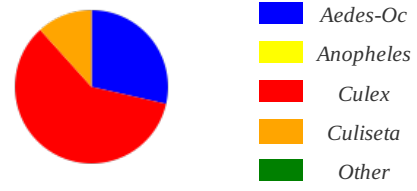
Trap #	CDC Light Trap	Date	Species	Count	Percent
--------	----------------	------	---------	-------	---------

FC-001	CDC Light Trap	Larimer	Magic Carpet		
		07/17/2019	<i>Aedes vexans</i>	5	13.5%
		07/17/2019	<i>Culex tarsalis</i>	29	78.4%
		07/17/2019	<i>Culiseta inornata</i>	3	8.1%
			<b>Total</b>	<b>37</b>	



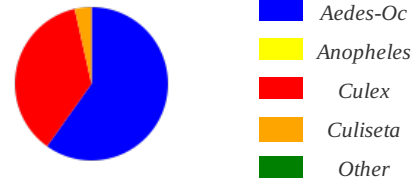
FC-004	CDC Light Trap	Larimer	Bighorn		
--------	----------------	---------	---------	--	--

		07/15/2019	<i>Aedes dorsalis</i>	1	1.3%
		07/15/2019	<i>Aedes vexans</i>	21	27.3%
		07/15/2019	<i>Culex tarsalis</i>	46	59.7%
		07/15/2019	<i>Culiseta inornata</i>	9	11.7%
			<b>Total</b>	<b>77</b>	



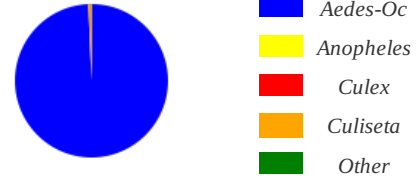
FC-006	CDC Light Trap	Larimer	N. Linden		
--------	----------------	---------	-----------	--	--

		07/14/2019	<i>Aedes vexans</i>	85	59.9%
		07/14/2019	<i>Culex pipiens</i>	21	14.8%
		07/14/2019	<i>Culex tarsalis</i>	31	21.8%
		07/14/2019	<i>Culiseta inornata</i>	5	3.5%
			<b>Total</b>	<b>142</b>	



FC-011	CDC Light Trap	Larimer	Golden Current		
--------	----------------	---------	----------------	--	--

		07/16/2019	<i>Aedes dorsalis</i>	1	0.7%
		07/16/2019	<i>Aedes vexans</i>	149	98.7%
		07/16/2019	<i>Culiseta inornata</i>	1	0.7%
			<b>Total</b>	<b>151</b>	



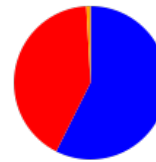
Trap #	Date	Species	Count	Percent
FC-014	CDC Light Trap	Larimer FC Visitors Center		
		07/14/2019	<i>Aedes dorsalis</i>	18 7.8%
		07/14/2019	<i>Aedes melanimon</i>	20 8.6%
		07/14/2019	<i>Aedes vexans</i>	67 28.9%
		07/14/2019	<i>Culex tarsalis</i>	114 49.1%
		07/14/2019	<i>Culiseta inornata</i>	13 5.6%
<b>Total</b>			<b>232</b>	



Trap #	Date	Species	Count	Percent
FC-015	CDC Light Trap	Larimer Stuart and Dorset		
		07/16/2019	<i>Aedes dorsalis</i>	1 0.8%
		07/16/2019	<i>Aedes vexans</i>	120 99.2%
<b>Total</b>			<b>121</b>	



Trap #	Date	Species	Count	Percent
FC-019	CDC Light Trap	Boulder Edora Park		
		07/14/2019	<i>Aedes increpitus</i>	30 26.1%
		07/14/2019	<i>Aedes vexans</i>	36 31.3%
		07/14/2019	<i>Culex pipiens</i>	4 3.5%
		07/14/2019	<i>Culex tarsalis</i>	44 38.3%
		07/14/2019	<i>Culiseta inornata</i>	1 0.9%
<b>Total</b>			<b>115</b>	

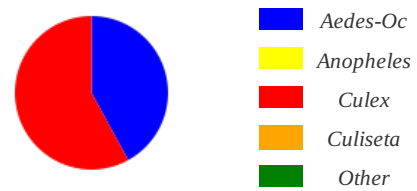


Trap #	Date	Species	Count	Percent
FC-023	CDC Light Trap	Larimer Boltz		
		07/15/2019	<i>Aedes dorsalis</i>	4 9.3%
		07/15/2019	<i>Aedes melanimon</i>	2 4.7%
		07/15/2019	<i>Aedes vexans</i>	9 20.9%
		07/15/2019	<i>Culex tarsalis</i>	25 58.1%
		07/15/2019	<i>Culiseta inornata</i>	3 7.0%
<b>Total</b>			<b>43</b>	

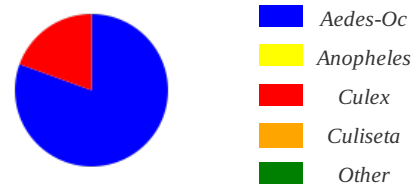


Trap #	Date	Species	Count	Percent
FC-027	CDC Light Trap	Larimer 3001 San Luis		


Trap #	Date	Species	Count	Percent
	07/15/2019	<i>Aedes dorsalis</i>	1	1.4%
	07/15/2019	<i>Aedes increpitus</i>	5	7.2%
	07/15/2019	<i>Aedes vexans</i>	23	33.3%
	07/15/2019	<i>Culex tarsalis</i>	40	58.0%
		<b>Total</b>	<b>69</b>	



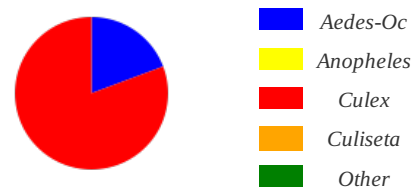
FC-029	CDC Light Trap	Larimer	Ben's Park		
		07/17/2019	<i>Aedes dorsalis</i>	2	1.9%
		07/17/2019	<i>Aedes vexans</i>	85	78.7%
		07/17/2019	<i>Culex pipiens</i>	5	4.6%
		07/17/2019	<i>Culex tarsalis</i>	16	14.8%
			<b>Total</b>	<b>108</b>	



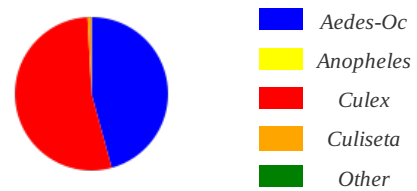
FC-029gr	Gravid Trap	Larimer	Ben's Park Gravid		
		07/17/2019	<i>Culex pipiens</i>	57	100.0%
			<b>Total</b>	<b>57</b>	



FC-031	CDC Light Trap	Larimer	Willow Springs		
		07/15/2019	<i>Aedes dorsalis</i>	3	5.3%
		07/15/2019	<i>Aedes vexans</i>	8	14.0%
		07/15/2019	<i>Culex tarsalis</i>	46	80.7%
			<b>Total</b>	<b>57</b>	



FC-034	CDC Light Trap	Larimer	Country Club		
		07/14/2019	<i>Aedes dorsalis</i>	2	0.5%
		07/14/2019	<i>Aedes increpitus</i>	10	2.7%
		07/14/2019	<i>Aedes melanimon</i>	2	0.5%
		07/14/2019	<i>Aedes vexans</i>	153	41.9%
		07/14/2019	<i>Culex tarsalis</i>	195	53.4%
		07/14/2019	<i>Culiseta inornata</i>	3	0.8%
			<b>Total</b>	<b>365</b>	



Trap #	Date	Species	Count	Percent
--------	------	---------	-------	---------

FC-036	CDC Light Trap	Hemlock		
07/14/2019	<i>Aedes dorsalis</i>	3	0.6%	<ul style="list-style-type: none"> <li><span style="color: blue;">■</span> <i>Aedes-Oc</i></li> <li><span style="color: yellow;">■</span> <i>Anopheles</i></li> <li><span style="color: red;">■</span> <i>Culex</i></li> <li><span style="color: orange;">■</span> <i>Culiseta</i></li> <li><span style="color: green;">■</span> <i>Other</i></li> </ul>
07/14/2019	<i>Aedes increpitus</i>	23	4.8%	
07/14/2019	<i>Aedes melanimon</i>	9	1.9%	
07/14/2019	<i>Aedes vexans</i>	351	73.7%	
07/14/2019	<i>Coquillettidia perturbans</i>	3	0.6%	
07/14/2019	<i>Culex pipiens</i>	13	2.7%	
07/14/2019	<i>Culex tarsalis</i>	67	14.1%	
07/14/2019	<i>Culiseta inornata</i>	7	1.5%	
		<b>Total</b>	<b>476</b>	

FC-037	CDC Light Trap	Larimer	Chelsea Ridge	
07/17/2019	<i>Aedes vexans</i>	18	41.9%	<ul style="list-style-type: none"> <li><span style="color: blue;">■</span> <i>Aedes-Oc</i></li> <li><span style="color: yellow;">■</span> <i>Anopheles</i></li> <li><span style="color: red;">■</span> <i>Culex</i></li> <li><span style="color: orange;">■</span> <i>Culiseta</i></li> <li><span style="color: green;">■</span> <i>Other</i></li> </ul>
07/17/2019	<i>Culex tarsalis</i>	25	58.1%	
		<b>Total</b>	<b>43</b>	

FC-038	CDC Light Trap	Larimer	Lochside Lane	
07/14/2019	<i>Aedes dorsalis</i>	2	0.8%	<ul style="list-style-type: none"> <li><span style="color: blue;">■</span> <i>Aedes-Oc</i></li> <li><span style="color: yellow;">■</span> <i>Anopheles</i></li> <li><span style="color: red;">■</span> <i>Culex</i></li> <li><span style="color: orange;">■</span> <i>Culiseta</i></li> <li><span style="color: green;">■</span> <i>Other</i></li> </ul>
07/14/2019	<i>Aedes vexans</i>	191	73.2%	
07/14/2019	<i>Culex tarsalis</i>	50	19.2%	
07/14/2019	<i>Culiseta inornata</i>	18	6.9%	
		<b>Total</b>	<b>261</b>	

FC-039	CDC Light Trap	Larimer	Fossil Creek South	
07/15/2019	<i>Aedes dorsalis</i>	45	22.7%	<ul style="list-style-type: none"> <li><span style="color: blue;">■</span> <i>Aedes-Oc</i></li> <li><span style="color: yellow;">■</span> <i>Anopheles</i></li> <li><span style="color: red;">■</span> <i>Culex</i></li> <li><span style="color: orange;">■</span> <i>Culiseta</i></li> <li><span style="color: green;">■</span> <i>Other</i></li> </ul>
07/15/2019	<i>Aedes vexans</i>	16	8.1%	
07/15/2019	<i>Culex pipiens</i>	3	1.5%	
07/15/2019	<i>Culex tarsalis</i>	112	56.6%	
07/15/2019	<i>Culiseta inornata</i>	22	11.1%	
		<b>Total</b>	<b>198</b>	

Trap #	Date	Species	Count	Percent
--------	------	---------	-------	---------

FC-040	CDC Light Trap	Larimer	Redwood		
		07/14/2019	<i>Aedes dorsalis</i>	2	4.7%
		07/14/2019	<i>Aedes vexans</i>	19	44.2%
		07/14/2019	<i>Culex tarsalis</i>	22	51.2%
			<b>Total</b>	<b>43</b>	

- *Aedes-Oc*
- *Anopheles*
- *Culex*
- *Culiseta*
- *Other*

FC-040gr	Gravid Trap		Redwood Gravid		
		07/14/2019	<i>Aedes vexans</i>	2	33.3%
		07/14/2019	<i>Culex pipiens</i>	4	66.7%
			<b>Total</b>	<b>6</b>	

- *Aedes-Oc*
- *Anopheles*
- *Culex*
- *Culiseta*
- *Other*

FC-041	CDC Light Trap	Larimer	Fishback		
		07/16/2019	<i>Aedes trivittatus</i>	1	10.0%
		07/16/2019	<i>Aedes vexans</i>	6	60.0%
		07/16/2019	<i>Culex tarsalis</i>	3	30.0%
			<b>Total</b>	<b>10</b>	

- *Aedes-Oc*
- *Anopheles*
- *Culex*
- *Culiseta*
- *Other*

FC-046	CDC Light Trap	Larimer	725 Westshore Court		
		07/15/2019	<i>Aedes melanimon</i>	1	1.7%
		07/15/2019	<i>Aedes vexans</i>	29	48.3%
		07/15/2019	<i>Culex tarsalis</i>	28	46.7%
		07/15/2019	<i>Culiseta inornata</i>	2	3.3%
			<b>Total</b>	<b>60</b>	

- *Aedes-Oc*
- *Anopheles*
- *Culex*
- *Culiseta*
- *Other*

FC-047	CDC Light Trap	Larimer	Keenland and Twin Oak
--------	----------------	---------	-----------------------

Trap #	Date	Species	Count	Percent
	07/15/2019	<i>Aedes dorsalis</i>	1	2.7%
	07/15/2019	<i>Aedes vexans</i>	6	16.2%
	07/15/2019	<i>Anopheles freeborni</i>	1	2.7%
	07/15/2019	<i>Culex tarsalis</i>	29	78.4%
		<b>Total</b>	<b>37</b>	

- *Aedes-Oc*
- *Anopheles*
- *Culex*
- *Culiseta*
- *Other*

FC-049	CDC Light Trap	Larimer	Casa Grande and Downing
	07/16/2019	<i>Aedes increpitus</i>	1 16.7%
	07/16/2019	<i>Aedes vexans</i>	3 50.0%
	07/16/2019	<i>Culex pipiens</i>	2 33.3%
		<b>Total</b>	<b>6</b>

- *Aedes-Oc*
- *Anopheles*
- *Culex*
- *Culiseta*
- *Other*

FC-050	CDC Light Trap	Larimer	Golden Meadows Ditch
	07/15/2019	<i>Aedes vexans</i>	27 30.0%
	07/15/2019	<i>Culex pipiens</i>	7 7.8%
	07/15/2019	<i>Culex tarsalis</i>	50 55.6%
	07/15/2019	<i>Culiseta inornata</i>	6 6.7%
		<b>Total</b>	<b>90</b>

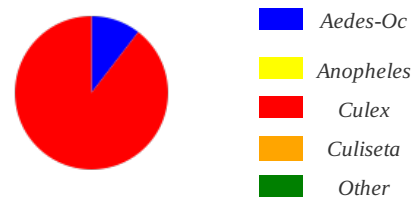
- *Aedes-Oc*
- *Anopheles*
- *Culex*
- *Culiseta*
- *Other*

FC-052	CDC Light Trap	Larimer	603 Gilgalad Way
	07/16/2019	<i>Aedes increpitus</i>	2 1.4%
	07/16/2019	<i>Aedes melanimon</i>	1 0.7%
	07/16/2019	<i>Aedes trivittatus</i>	32 22.2%
	07/16/2019	<i>Aedes vexans</i>	101 70.1%
	07/16/2019	<i>Culex tarsalis</i>	4 2.8%
	07/16/2019	<i>Culiseta inornata</i>	4 2.8%
		<b>Total</b>	<b>144</b>

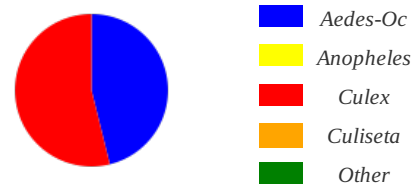
- *Aedes-Oc*
- *Anopheles*
- *Culex*
- *Culiseta*
- *Other*

FC-053	CDC Light Trap	Larimer	Egret and Rookery
--------	----------------	---------	-------------------

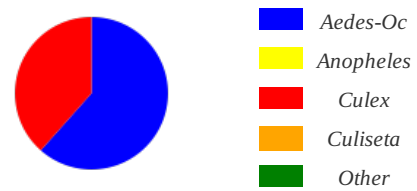
Trap #	Date	Species	Count	Percent
	07/15/2019	<i>Aedes dorsalis</i>	3	0.8%
	07/15/2019	<i>Aedes vexans</i>	35	9.6%
	07/15/2019	<i>Culex pipiens</i>	11	3.0%
	07/15/2019	<i>Culex tarsalis</i>	314	86.5%
		<b>Total</b>	<b>363</b>	



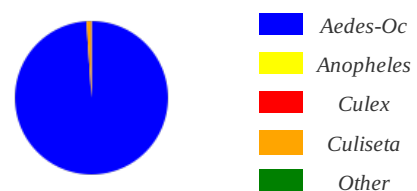
FC-054	CDC Light Trap	Larimer	737 Parliament
	07/17/2019	<i>Aedes vexans</i>	12 46.2%
	07/17/2019	<i>Culex tarsalis</i>	14 53.8%
		<b>Total</b>	<b>26</b>



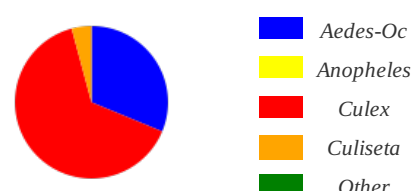
FC-057	CDC Light Trap	Larimer	Registry Ridge
	07/17/2019	<i>Aedes dorsalis</i>	6 46.2%
	07/17/2019	<i>Aedes vexans</i>	2 15.4%
	07/17/2019	<i>Culex tarsalis</i>	5 38.5%
		<b>Total</b>	<b>13</b>



FC-058	CDC Light Trap	Larimer	Spring Creek Trail-- Michener Dr
	07/16/2019	<i>Aedes increpitus</i>	11 5.8%
	07/16/2019	<i>Aedes vexans</i>	178 93.2%
	07/16/2019	<i>Culiseta inornata</i>	2 1.0%
		<b>Total</b>	<b>191</b>



FC-059	CDC Light Trap	Larimer	Springwood and Lochwood
	07/15/2019	<i>Aedes vexans</i>	15 31.3%
	07/15/2019	<i>Culex tarsalis</i>	31 64.6%
	07/15/2019	<i>Culiseta inornata</i>	2 4.2%
		<b>Total</b>	<b>48</b>



Trap #	Date	Species	Count	Percent
FC-060	CDC Light Trap	Larimer 808 Ponderosa		
		07/16/2019	<i>Aedes vexans</i>	17 70.8%
		07/16/2019	<i>Culex tarsalis</i>	6 25.0%
		07/16/2019	<i>Culiseta inornata</i>	1 4.2%
			<b>Total</b>	<b>24</b>

Trap #	Date	Species	Count	Percent
FC-061	CDC Light Trap	Larimer Holley Plant Research Center		
		07/16/2019	<i>Aedes dorsalis</i>	2 1.0%
		07/16/2019	<i>Aedes increpitus</i>	3 1.4%
		07/16/2019	<i>Aedes trivittatus</i>	15 7.1%
		07/16/2019	<i>Aedes vexans</i>	175 83.3%
		07/16/2019	<i>Culex tarsalis</i>	13 6.2%
		07/16/2019	<i>Culiseta inornata</i>	2 1.0%
	<b>Total</b>	<b>210</b>		

Trap #	Date	Species	Count	Percent
FC-062	CDC Light Trap	Larimer Water's Edge at Blue Mesa		
		07/17/2019	<i>Aedes vexans</i>	6 50.0%
		07/17/2019	<i>Culex tarsalis</i>	6 50.0%
	<b>Total</b>	<b>12</b>		


Trap #	Date	Species	Count	Percent
FC-063	CDC Light Trap	Larimer Red Fox Meadows		
		07/16/2019	<i>Aedes vexans</i>	17 100.0%
	<b>Total</b>	<b>17</b>		

Trap #	Date	Species	Count	Percent
FC-063gr	Gravid Trap	Larimer Red Fox Meadows Gravid		
		07/16/2019	<i>Aedes vexans</i>	1 10.0%
		07/16/2019	<i>Culex pipiens</i>	9 90.0%
	<b>Total</b>	<b>10</b>		



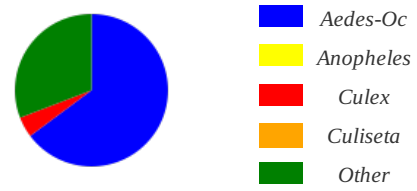
Trap #	Date	Species	Count	Percent
--------	------	---------	-------	---------

FC-064	CDC Light Trap	Larimer	West Chase		
		07/15/2019	<i>Aedes vexans</i>	4	4.3%
		07/15/2019	<i>Culex tarsalis</i>	90	95.7%
			<b>Total</b>	<b>94</b>	



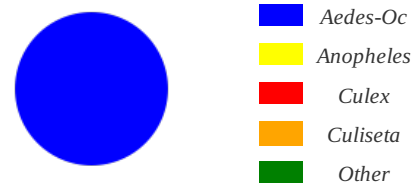
FC-066	CDC Light Trap	Prospect Ponds		
--------	----------------	----------------	--	--

		07/14/2019	<i>Aedes dorsalis</i>	12	1.4%
		07/14/2019	<i>Aedes melanimon</i>	60	7.1%
		07/14/2019	<i>Aedes vexans</i>	478	56.3%
		07/14/2019	<i>Coquillettidia perturbans</i>	262	30.9%
		07/14/2019	<i>Culex pipiens</i>	8	0.9%
		07/14/2019	<i>Culex tarsalis</i>	29	3.4%
			<b>Total</b>	<b>849</b>	



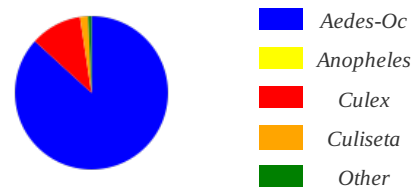
FC-066gr	Gravid Trap	Larimer	Prospect Ponds Gravid
----------	-------------	---------	-----------------------

		07/14/2019	<i>Aedes dorsalis</i>	5	26.3%
		07/14/2019	<i>Aedes vexans</i>	14	73.7%
			<b>Total</b>	<b>19</b>	




FC-067	CDC Light Trap	Poudre River Trail		
--------	----------------	--------------------	--	--

		07/14/2019	<i>Aedes dorsalis</i>	7	0.6%
		07/14/2019	<i>Aedes increpitus</i>	20	1.7%
		07/14/2019	<i>Aedes melanimon</i>	10	0.9%
		07/14/2019	<i>Aedes trivittatus</i>	3	0.3%
		07/14/2019	<i>Aedes vexans</i>	968	83.3%
		07/14/2019	<i>Coquillettidia perturbans</i>	8	0.7%
		07/14/2019	<i>Culex pipiens</i>	5	0.4%
		07/14/2019	<i>Culex tarsalis</i>	121	10.4%
		07/14/2019	<i>Culiseta inornata</i>	20	1.7%
			<b>Total</b>	<b>1,162</b>	




Trap #	Date	Species	Count	Percent
--------	------	---------	-------	---------

FC-068	CDC Light Trap	Larimer	5029 Crest Dr		
		07/17/2019	<i>Aedes vexans</i>	15	71.4%
		07/17/2019	<i>Culex tarsalis</i>	6	28.6%
			<b>Total</b>	<b>21</b>	




- *Aedes-Oc*
- *Anopheles*
- *Culex*
- *Culiseta*
- *Other*

FC-069	CDC Light Trap	Larimer	Linden Lake		
		07/14/2019	<i>Aedes dorsalis</i>	1	0.5%
		07/14/2019	<i>Aedes vexans</i>	165	75.3%
		07/14/2019	<i>Culex pipiens</i>	6	2.7%
		07/14/2019	<i>Culex tarsalis</i>	42	19.2%
		07/14/2019	<i>Culiseta inornata</i>	5	2.3%
			<b>Total</b>	<b>219</b>	




- *Aedes-Oc*
- *Anopheles*
- *Culex*
- *Culiseta*
- *Other*

FC-071	CDC Light Trap	Larimer	Silvergata Rd		
		07/17/2019	<i>Aedes vexans</i>	26	74.3%
		07/17/2019	<i>Culex tarsalis</i>	9	25.7%
			<b>Total</b>	<b>35</b>	




- *Aedes-Oc*
- *Anopheles*
- *Culex*
- *Culiseta*
- *Other*


FC-072	CDC Light Trap	Larimer	422 Lake Dr		
		07/14/2019	<i>Aedes vexans</i>	10	35.7%
		07/14/2019	<i>Coquillettidia perturbans</i>	1	3.6%
		07/14/2019	<i>Culex tarsalis</i>	17	60.7%
			<b>Total</b>	<b>28</b>	





- *Aedes-Oc*
- *Anopheles*
- *Culex*
- *Culiseta*
- *Other*


FC-073	CDC Light Trap	Larimer	118 N Grant
--------	----------------	---------	-------------

Trap #	Date	Species	Count	Percent		
	07/16/2019	<i>Aedes vexans</i>	13	48.1%		<ul style="list-style-type: none"> <li><span style="color: blue;">■</span> <i>Aedes-Oc</i></li> <li><span style="color: yellow;">■</span> <i>Anopheles</i></li> <li><span style="color: red;">■</span> <i>Culex</i></li> <li><span style="color: orange;">■</span> <i>Culiseta</i></li> <li><span style="color: green;">■</span> <i>Other</i></li> </ul>
	07/16/2019	<i>Culex pipiens</i>	3	11.1%		
	07/16/2019	<i>Culex tarsalis</i>	11	40.7%		
		<b>Total</b>	<b>27</b>			



FC-074	CDC Light Trap	Larimer	Rock Creek					
				07/15/2019	<i>Aedes vexans</i>	42 45.2%		<ul style="list-style-type: none"> <li><span style="color: blue;">■</span> <i>Aedes-Oc</i></li> <li><span style="color: yellow;">■</span> <i>Anopheles</i></li> <li><span style="color: red;">■</span> <i>Culex</i></li> <li><span style="color: orange;">■</span> <i>Culiseta</i></li> <li><span style="color: green;">■</span> <i>Other</i></li> </ul>
				07/15/2019	<i>Culex pipiens</i>	3 3.2%		
				07/15/2019	<i>Culex tarsalis</i>	47 50.5%		
				07/15/2019	<i>Culiseta inornata</i>	1 1.1%		
					<b>Total</b>	<b>93</b>		

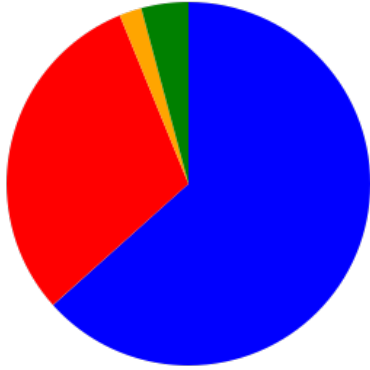
FC-075	CDC Light Trap	Larimer	Sage Creek North					
				07/15/2019	<i>Aedes vexans</i>	14 50.0%		<ul style="list-style-type: none"> <li><span style="color: blue;">■</span> <i>Aedes-Oc</i></li> <li><span style="color: yellow;">■</span> <i>Anopheles</i></li> <li><span style="color: red;">■</span> <i>Culex</i></li> <li><span style="color: orange;">■</span> <i>Culiseta</i></li> <li><span style="color: green;">■</span> <i>Other</i></li> </ul>
				07/15/2019	<i>Culex tarsalis</i>	14 50.0%		
					<b>Total</b>	<b>28</b>		






FC-075gr	Gravid Trap	Larimer	Sage Creek North Gravid					
				07/15/2019	<i>Aedes vexans</i>	1 25.0%		<ul style="list-style-type: none"> <li><span style="color: blue;">■</span> <i>Aedes-Oc</i></li> <li><span style="color: yellow;">■</span> <i>Anopheles</i></li> <li><span style="color: red;">■</span> <i>Culex</i></li> <li><span style="color: orange;">■</span> <i>Culiseta</i></li> <li><span style="color: green;">■</span> <i>Other</i></li> </ul>
				07/15/2019	<i>Culex pipiens</i>	3 75.0%		
					<b>Total</b>	<b>4</b>		

FC-088gr	Gravid Trap	Larimer	English Ranch Park Gravid					
				07/15/2019	<i>Culex pipiens</i>	43 91.5%		<ul style="list-style-type: none"> <li><span style="color: blue;">■</span> <i>Aedes-Oc</i></li> <li><span style="color: yellow;">■</span> <i>Anopheles</i></li> <li><span style="color: red;">■</span> <i>Culex</i></li> <li><span style="color: orange;">■</span> <i>Culiseta</i></li> <li><span style="color: green;">■</span> <i>Other</i></li> </ul>
				07/15/2019	<i>Culex tarsalis</i>	4 8.5%		
					<b>Total</b>	<b>47</b>		

FC-089gr	Gravid Trap	Larimer	Kunz Ct. and Brook Dr. Gravid
----------	-------------	---------	-------------------------------

Trap #	Date	Species	Count	Percent		
	07/17/2019	<i>Culex pipiens</i>	6	100.0%		<ul style="list-style-type: none"> <li><span style="color: blue;">■</span> <i>Aedes-Oc</i></li> <li><span style="color: yellow;">■</span> <i>Anopheles</i></li> <li><span style="color: red;">■</span> <i>Culex</i></li> <li><span style="color: orange;">■</span> <i>Culiseta</i></li> <li><span style="color: green;">■</span> <i>Other</i></li> </ul>
		<b>Total</b>	<b>6</b>			
<b>FC-090gr</b>	<b>Gravid Trap</b>	<b>Larimer</b>	<b>Mountain Grandview Cemetery Gravid</b>			
	07/16/2019	<i>Culex pipiens</i>	2	100.0%		<ul style="list-style-type: none"> <li><span style="color: blue;">■</span> <i>Aedes-Oc</i></li> <li><span style="color: yellow;">■</span> <i>Anopheles</i></li> <li><span style="color: red;">■</span> <i>Culex</i></li> <li><span style="color: orange;">■</span> <i>Culiseta</i></li> <li><span style="color: green;">■</span> <i>Other</i></li> </ul>
		<b>Total</b>	<b>2</b>			
<b>FC-091gr</b>	<b>Gravid Trap</b>		<b>PVH Gravid</b>			
	07/14/2019	No Mosquitoes	0	NaN%		<ul style="list-style-type: none"> <li><span style="color: blue;">■</span> <i>Aedes-Oc</i></li> <li><span style="color: yellow;">■</span> <i>Anopheles</i></li> <li><span style="color: red;">■</span> <i>Culex</i></li> <li><span style="color: orange;">■</span> <i>Culiseta</i></li> <li><span style="color: green;">■</span> <i>Other</i></li> </ul>
		<b>Total</b>	<b>0</b>			
<b>FC-092gr</b>	<b>Gravid Trap</b>		<b>Udall Natural Gravid</b>			
	07/14/2019	<i>Culex pipiens</i>	2	100.0%		<ul style="list-style-type: none"> <li><span style="color: blue;">■</span> <i>Aedes-Oc</i></li> <li><span style="color: yellow;">■</span> <i>Anopheles</i></li> <li><span style="color: red;">■</span> <i>Culex</i></li> <li><span style="color: orange;">■</span> <i>Culiseta</i></li> <li><span style="color: green;">■</span> <i>Other</i></li> </ul>
		<b>Total</b>	<b>2</b>			
<b>FC-093</b>	<b>CDC Light Trap</b>	<b>Larimer</b>	<b>Lopez Elementary</b>			
	07/17/2019	<i>Aedes dorsalis</i>	1	1.3%		<ul style="list-style-type: none"> <li><span style="color: blue;">■</span> <i>Aedes-Oc</i></li> <li><span style="color: yellow;">■</span> <i>Anopheles</i></li> <li><span style="color: red;">■</span> <i>Culex</i></li> <li><span style="color: orange;">■</span> <i>Culiseta</i></li> <li><span style="color: green;">■</span> <i>Other</i></li> </ul>
	07/17/2019	<i>Aedes melanimon</i>	1	1.3%		
	07/17/2019	<i>Aedes vexans</i>	43	56.6%		
	07/17/2019	<i>Culex tarsalis</i>	30	39.5%		
	07/17/2019	<i>Culiseta inornata</i>	1	1.3%		
		<b>Total</b>	<b>76</b>			



		TOTAL	%
	<i>Aedes-Oc</i>	4,166	63.4%
	<i>Anopheles</i>	1	0.0%
	<i>Culex</i>	2,002	30.5%
	<i>Culiseta</i>	131	2.0%
	<i>Other</i>	274	4.2%