



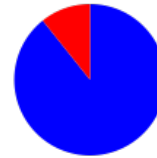
# Adult Trap Data - Detail

Start Date: 06/30/2019 End Date: 07/05/2019

Fort Collins

Trap #	CDC Light Trap	Date	Species	Count	Percent
--------	----------------	------	---------	-------	---------

FC-001	CDC Light Trap	Larimer	Magic Carpet		
		07/03/2019	<i>Aedes dorsalis</i>	13	46.4%
		07/03/2019	<i>Aedes vexans</i>	12	42.9%
		07/03/2019	<i>Culex tarsalis</i>	3	10.7%
			<b>Total</b>	<b>28</b>	



- *Aedes-Oc*
- *Anopheles*
- *Culex*
- *Culiseta*
- *Other*

Trap #	CDC Light Trap	Date	Species	Count	Percent
--------	----------------	------	---------	-------	---------

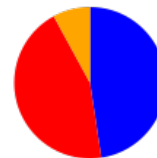
FC-004	CDC Light Trap	Larimer	Bighorn		
		07/01/2019	<i>Aedes vexans</i>	3	50.0%
		07/01/2019	<i>Culex tarsalis</i>	3	50.0%
			<b>Total</b>	<b>6</b>	



- *Aedes-Oc*
- *Anopheles*
- *Culex*
- *Culiseta*
- *Other*

Trap #	CDC Light Trap	Date	Species	Count	Percent
--------	----------------	------	---------	-------	---------

FC-006	CDC Light Trap	Larimer	N. Linden		
		06/30/2019	<i>Aedes increpitus</i>	1	1.6%
		06/30/2019	<i>Aedes vexans</i>	29	46.0%
		06/30/2019	<i>Culex tarsalis</i>	28	44.4%
		06/30/2019	<i>Culiseta inornata</i>	5	7.9%
			<b>Total</b>	<b>63</b>	



- *Aedes-Oc*
- *Anopheles*
- *Culex*
- *Culiseta*
- *Other*

Trap #	CDC Light Trap	Date	Species	Count	Percent
--------	----------------	------	---------	-------	---------

FC-011	CDC Light Trap	Larimer	Golden Current		
		07/02/2019	<i>Aedes increpitus</i>	14	12.4%
		07/02/2019	<i>Aedes trivittatus</i>	16	14.2%
		07/02/2019	<i>Aedes vexans</i>	83	73.5%
			<b>Total</b>	<b>113</b>	



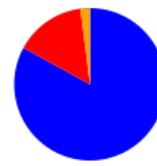
- *Aedes-Oc*
- *Anopheles*
- *Culex*
- *Culiseta*
- *Other*

Trap #	CDC Light Trap	Date	Species	Count	Percent
--------	----------------	------	---------	-------	---------

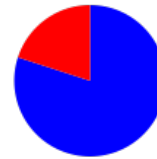
FC-014	CDC Light Trap	Larimer	FC Visitors Center		
--------	----------------	---------	--------------------	--	--

Vector Disease Control International  
7000 N. Broadway, Suite 108  
Denver, CO 80221

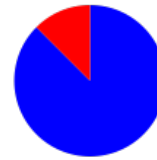
Trap #	Date	Species	Count	Percent
	06/30/2019	<i>Aedes dorsalis</i>	17	5.7%
	06/30/2019	<i>Aedes increpitus</i>	56	18.7%
	06/30/2019	<i>Aedes melanimon</i>	3	1.0%
	06/30/2019	<i>Aedes vexans</i>	172	57.5%
	06/30/2019	<i>Culex tarsalis</i>	45	15.1%
	06/30/2019	<i>Culiseta inornata</i>	6	2.0%
		<b>Total</b>	<b>299</b>	



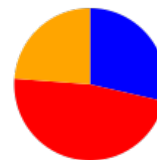
FC-015	CDC Light Trap	Larimer	Stuart and Dorset		
		07/02/2019	<i>Aedes vexans</i>	12	80.0%
		07/02/2019	<i>Culex tarsalis</i>	3	20.0%
			<b>Total</b>	<b>15</b>	




FC-019	CDC Light Trap	Boulder	Edora Park		
		06/30/2019	<i>Aedes increpitus</i>	32	66.7%
		06/30/2019	<i>Aedes melanimon</i>	1	2.1%
		06/30/2019	<i>Aedes vexans</i>	9	18.8%
		06/30/2019	<i>Culex tarsalis</i>	6	12.5%
			<b>Total</b>	<b>48</b>	





FC-023	CDC Light Trap	Larimer	Boltz		
		07/01/2019	<i>Aedes dorsalis</i>	1	4.8%
		07/01/2019	<i>Aedes vexans</i>	5	23.8%
		07/01/2019	<i>Culex tarsalis</i>	10	47.6%
		07/01/2019	<i>Culiseta inornata</i>	5	23.8%
			<b>Total</b>	<b>21</b>	





FC-027	CDC Light Trap	Larimer	3001 San Luis
--------	----------------	---------	---------------

Trap #	Date	Species	Count	Percent		
	07/01/2019	<i>Aedes vexans</i>	27	45.8%		<ul style="list-style-type: none"> <li><span style="color: blue;">■</span> <i>Aedes-Oc</i></li> <li><span style="color: yellow;">■</span> <i>Anopheles</i></li> <li><span style="color: red;">■</span> <i>Culex</i></li> <li><span style="color: orange;">■</span> <i>Culiseta</i></li> <li><span style="color: green;">■</span> <i>Other</i></li> </ul>
	07/01/2019	<i>Culex tarsalis</i>	29	49.2%		
	07/01/2019	<i>Culiseta inornata</i>	3	5.1%		
		<b>Total</b>	<b>59</b>			

FC-029	CDC Light Trap	Larimer	Ben's Park					
			07/03/2019	<i>Aedes dorsalis</i>	1	2.5%		<ul style="list-style-type: none"> <li><span style="color: blue;">■</span> <i>Aedes-Oc</i></li> <li><span style="color: yellow;">■</span> <i>Anopheles</i></li> <li><span style="color: red;">■</span> <i>Culex</i></li> <li><span style="color: orange;">■</span> <i>Culiseta</i></li> <li><span style="color: green;">■</span> <i>Other</i></li> </ul>
			07/03/2019	<i>Aedes vexans</i>	27	67.5%		
			07/03/2019	<i>Culex tarsalis</i>	9	22.5%		
			07/03/2019	<i>Culiseta inornata</i>	3	7.5%		
				<b>Total</b>	<b>40</b>			

FC-029gr	Gravid Trap	Larimer	Ben's Park Gravid					
			07/03/2019	<i>Culex pipiens</i>	43	95.6%		<ul style="list-style-type: none"> <li><span style="color: blue;">■</span> <i>Aedes-Oc</i></li> <li><span style="color: yellow;">■</span> <i>Anopheles</i></li> <li><span style="color: red;">■</span> <i>Culex</i></li> <li><span style="color: orange;">■</span> <i>Culiseta</i></li> <li><span style="color: green;">■</span> <i>Other</i></li> </ul>
			07/03/2019	<i>Culiseta inornata</i>	2	4.4%		
				<b>Total</b>	<b>45</b>			

FC-031	CDC Light Trap	Larimer	Willow Springs					
			07/01/2019	<i>Aedes dorsalis</i>	1	4.8%		<ul style="list-style-type: none"> <li><span style="color: blue;">■</span> <i>Aedes-Oc</i></li> <li><span style="color: yellow;">■</span> <i>Anopheles</i></li> <li><span style="color: red;">■</span> <i>Culex</i></li> <li><span style="color: orange;">■</span> <i>Culiseta</i></li> <li><span style="color: green;">■</span> <i>Other</i></li> </ul>
			07/01/2019	<i>Aedes vexans</i>	5	23.8%		
			07/01/2019	<i>Culex tarsalis</i>	5	23.8%		
			07/01/2019	<i>Culiseta inornata</i>	10	47.6%		
				<b>Total</b>	<b>21</b>			

FC-034	CDC Light Trap	Larimer	Country Club					
			06/30/2019	<i>Aedes increpitus</i>	17	35.4%		<ul style="list-style-type: none"> <li><span style="color: blue;">■</span> <i>Aedes-Oc</i></li> <li><span style="color: yellow;">■</span> <i>Anopheles</i></li> <li><span style="color: red;">■</span> <i>Culex</i></li> <li><span style="color: orange;">■</span> <i>Culiseta</i></li> <li><span style="color: green;">■</span> <i>Other</i></li> </ul>
			06/30/2019	<i>Aedes trivittatus</i>	1	2.1%		
			06/30/2019	<i>Aedes vexans</i>	11	22.9%		
			06/30/2019	<i>Culex tarsalis</i>	17	35.4%		
			06/30/2019	<i>Culiseta inornata</i>	2	4.2%		
				<b>Total</b>	<b>48</b>			

Trap #	Date	Species	Count	Percent
--------	------	---------	-------	---------

FC-036	CDC Light Trap	Hemlock		
06/30/2019	<i>Aedes increpitus</i>	73	13.9%	
06/30/2019	<i>Aedes melanimon</i>	4	0.8%	
06/30/2019	<i>Aedes vexans</i>	423	80.7%	
06/30/2019	<i>Coquillettidia perturbans</i>	2	0.4%	
06/30/2019	<i>Culex tarsalis</i>	20	3.8%	
06/30/2019	<i>Culiseta inornata</i>	2	0.4%	
<b>Total</b>		<b>524</b>		

FC-037	CDC Light Trap	Larimer	Chelsea Ridge	
07/03/2019	<i>Aedes vexans</i>	50	80.6%	
07/03/2019	<i>Culex tarsalis</i>	12	19.4%	
<b>Total</b>		<b>62</b>		

FC-038	CDC Light Trap	Larimer	Lochside Lane	
06/30/2019	<i>Aedes dorsalis</i>	2	14.3%	
06/30/2019	<i>Aedes melanimon</i>	1	7.1%	
06/30/2019	<i>Aedes vexans</i>	11	78.6%	
<b>Total</b>		<b>14</b>		

FC-039	CDC Light Trap	Larimer	Fossil Creek South	
07/01/2019	<i>Aedes dorsalis</i>	32	8.1%	
07/01/2019	<i>Aedes vexans</i>	26	6.6%	
07/01/2019	<i>Culex tarsalis</i>	168	42.7%	
07/01/2019	<i>Culiseta inornata</i>	167	42.5%	
<b>Total</b>		<b>393</b>		

Trap #	Date	Species	Count	Percent
FC-040	CDC Light Trap	Larimer Redwood		
		06/30/2019	<i>Aedes dorsalis</i>	1 2.8%
		06/30/2019	<i>Aedes vexans</i>	22 61.1%
		06/30/2019	<i>Culex tarsalis</i>	11 30.6%
		06/30/2019	<i>Culiseta inornata</i>	2 5.6%
		<b>Total</b>	<b>36</b>	

FC-040gr	Gravid Trap	Redwood Gravid		
		06/30/2019	<i>Aedes vexans</i>	1 11.1%
		06/30/2019	<i>Culex pipiens</i>	8 88.9%
		<b>Total</b>	<b>9</b>	

FC-041	CDC Light Trap	Larimer Fishback		
		07/02/2019	<i>Aedes vexans</i>	4 100.0%
		<b>Total</b>	<b>4</b>	

FC-046	CDC Light Trap	Larimer 725 Westshore Court		
		07/01/2019	<i>Aedes vexans</i>	7 77.8%
		07/01/2019	<i>Culiseta inornata</i>	2 22.2%
		<b>Total</b>	<b>9</b>	

FC-047	CDC Light Trap	Larimer Keenland and Twin Oak		
		07/01/2019	<i>Aedes vexans</i>	3 100.0%
		<b>Total</b>	<b>3</b>	

FC-049	CDC Light Trap	Larimer	Casa Grande and Downing
--------	----------------	---------	-------------------------

Trap #	Date	Species	Count	Percent
--------	------	---------	-------	---------

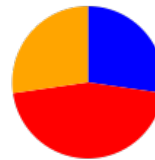
07/03/2019	<i>Aedes vexans</i>	5	100.0%
<b>Total</b>		<b>5</b>	



- *Aedes-Oc*
- *Anopheles*
- *Culex*
- *Culiseta*
- *Other*

FC-050	CDC Light Trap	Larimer	Golden Meadows Ditch
--------	----------------	---------	----------------------

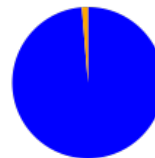
07/01/2019	<i>Aedes vexans</i>	3	27.3%
07/01/2019	<i>Culex pipiens</i>	2	18.2%
07/01/2019	<i>Culex tarsalis</i>	3	27.3%
07/01/2019	<i>Culiseta inornata</i>	3	27.3%
<b>Total</b>		<b>11</b>	



- *Aedes-Oc*
- *Anopheles*
- *Culex*
- *Culiseta*
- *Other*

FC-052	CDC Light Trap	Larimer	603 Gilgalad Way
--------	----------------	---------	------------------

07/02/2019	<i>Aedes dorsalis</i>	1	1.3%
07/02/2019	<i>Aedes melanimon</i>	1	1.3%
07/02/2019	<i>Aedes trivittatus</i>	5	6.5%
07/02/2019	<i>Aedes vexans</i>	69	89.6%
07/02/2019	<i>Culiseta inornata</i>	1	1.3%
<b>Total</b>		<b>77</b>	



- *Aedes-Oc*
- *Anopheles*
- *Culex*
- *Culiseta*
- *Other*

FC-053	CDC Light Trap	Larimer	Egret and Rookery
--------	----------------	---------	-------------------

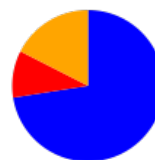
07/01/2019	<i>Aedes dorsalis</i>	2	1.7%
07/01/2019	<i>Aedes vexans</i>	10	8.7%
07/01/2019	<i>Culex tarsalis</i>	85	73.9%
07/01/2019	<i>Culiseta inornata</i>	18	15.7%
<b>Total</b>		<b>115</b>	



- *Aedes-Oc*
- *Anopheles*
- *Culex*
- *Culiseta*
- *Other*


FC-054	CDC Light Trap	Larimer	737 Parliament
--------	----------------	---------	----------------


07/03/2019	<i>Aedes dorsalis</i>	1	2.5%
07/03/2019	<i>Aedes vexans</i>	28	70.0%
07/03/2019	<i>Culex tarsalis</i>	4	10.0%
07/03/2019	<i>Culiseta inornata</i>	7	17.5%
<b>Total</b>		<b>40</b>	





- *Aedes-Oc*
- *Anopheles*
- *Culex*
- *Culiseta*
- *Other*

Trap #	Date	Species	Count	Percent
--------	------	---------	-------	---------

FC-057	CDC Light Trap	Larimer	Registry Ridge			
		07/03/2019	<i>Aedes dorsalis</i>	10	66.7%	 <ul style="list-style-type: none"> <li><span style="color: blue;">■</span> <i>Aedes-Oc</i></li> <li><span style="color: yellow;">■</span> <i>Anopheles</i></li> <li><span style="color: red;">■</span> <i>Culex</i></li> <li><span style="color: orange;">■</span> <i>Culiseta</i></li> <li><span style="color: green;">■</span> <i>Other</i></li> </ul>
		07/03/2019	<i>Aedes vexans</i>	5	33.3%	
			<b>Total</b>	<b>15</b>		

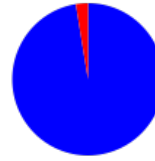
FC-058	CDC Light Trap	Larimer	Spring Creek Trail-- Michener Dr			
		07/03/2019	<i>Aedes increpitus</i>	1	4.2%	 <ul style="list-style-type: none"> <li><span style="color: blue;">■</span> <i>Aedes-Oc</i></li> <li><span style="color: yellow;">■</span> <i>Anopheles</i></li> <li><span style="color: red;">■</span> <i>Culex</i></li> <li><span style="color: orange;">■</span> <i>Culiseta</i></li> <li><span style="color: green;">■</span> <i>Other</i></li> </ul>
		07/03/2019	<i>Aedes vexans</i>	23	95.8%	
			<b>Total</b>	<b>24</b>		

FC-059	CDC Light Trap	Larimer	Springwood and Lochwood			
		07/01/2019	<i>Aedes vexans</i>	3	60.0%	 <ul style="list-style-type: none"> <li><span style="color: blue;">■</span> <i>Aedes-Oc</i></li> <li><span style="color: yellow;">■</span> <i>Anopheles</i></li> <li><span style="color: red;">■</span> <i>Culex</i></li> <li><span style="color: orange;">■</span> <i>Culiseta</i></li> <li><span style="color: green;">■</span> <i>Other</i></li> </ul>
		07/01/2019	<i>Coquillettidia perturbans</i>	1	20.0%	
		07/01/2019	<i>Culiseta inornata</i>	1	20.0%	
			<b>Total</b>	<b>5</b>		

FC-060	CDC Light Trap	Larimer	808 Ponderosa			
		07/02/2019	<i>Aedes vexans</i>	4	80.0%	 <ul style="list-style-type: none"> <li><span style="color: blue;">■</span> <i>Aedes-Oc</i></li> <li><span style="color: yellow;">■</span> <i>Anopheles</i></li> <li><span style="color: red;">■</span> <i>Culex</i></li> <li><span style="color: orange;">■</span> <i>Culiseta</i></li> <li><span style="color: green;">■</span> <i>Other</i></li> </ul>
		07/02/2019	<i>Culiseta inornata</i>	1	20.0%	
			<b>Total</b>	<b>5</b>		

FC-061	CDC Light Trap	Larimer	Holley Plant Research Center
--------	----------------	---------	---------------------------------

Trap #	Date	Species	Count	Percent
	07/02/2019	<i>Aedes dorsalis</i>	2	0.9%
	07/02/2019	<i>Aedes increpitus</i>	7	3.0%
	07/02/2019	<i>Aedes melanimon</i>	2	0.9%
	07/02/2019	<i>Aedes trivittatus</i>	4	1.7%
	07/02/2019	<i>Aedes vexans</i>	213	91.0%
	07/02/2019	<i>Culex tarsalis</i>	6	2.6%
		<b>Total</b>	<b>234</b>	



FC-062	CDC Light Trap	Larimer	Water's Edge at Blue Mesa		
		07/03/2019	<i>Aedes vexans</i>	3	50.0%
		07/03/2019	<i>Culex tarsalis</i>	3	50.0%
			<b>Total</b>	<b>6</b>	



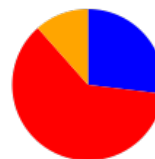
FC-063	CDC Light Trap	Larimer	Red Fox Meadows		
		07/02/2019	<i>Aedes increpitus</i>	8	5.5%
		07/02/2019	<i>Aedes melanimon</i>	1	0.7%
		07/02/2019	<i>Aedes vexans</i>	136	93.8%
			<b>Total</b>	<b>145</b>	



FC-063gr	Gravid Trap	Larimer	Red Fox Meadows Gravid		
		07/02/2019	No Mosquitoes	0	NaN%
			<b>Total</b>	<b>0</b>	

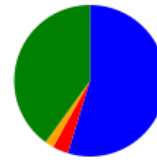


FC-064	CDC Light Trap	Larimer	West Chase		
		07/01/2019	<i>Aedes vexans</i>	7	26.9%
		07/01/2019	<i>Culex tarsalis</i>	16	61.5%
		07/01/2019	<i>Culiseta inornata</i>	3	11.5%
			<b>Total</b>	<b>26</b>	

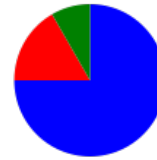




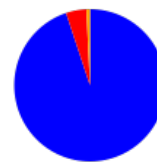
Trap #	Date	Species	Count	Percent
<b>FC-066</b>	<b>CDC Light Trap</b>	<b>Prospect Ponds</b>		
	06/30/2019	<i>Aedes dorsalis</i>	2	0.3%
	06/30/2019	<i>Aedes increpitus</i>	16	2.7%
	06/30/2019	<i>Aedes melanimon</i>	125	21.1%
	06/30/2019	<i>Aedes vexans</i>	181	30.6%
	06/30/2019	<i>Coquillettidia perturbans</i>	237	40.0%
	06/30/2019	<i>Culex tarsalis</i>	20	3.4%
	06/30/2019	<i>Culiseta inornata</i>	11	1.9%
		<b>Total</b>	<b>592</b>	



Trap #	Date	Species	Count	Percent
<b>FC-066gr</b>	<b>Gravid Trap</b>	<b>Larimer Prospect Ponds Gravid</b>		
	06/30/2019	<i>Aedes melanimon</i>	1	8.3%
	06/30/2019	<i>Aedes vexans</i>	8	66.7%
	06/30/2019	<i>Coquillettidia perturbans</i>	1	8.3%
	06/30/2019	<i>Culex pipiens</i>	2	16.7%
		<b>Total</b>	<b>12</b>	



Trap #	Date	Species	Count	Percent
<b>FC-067</b>	<b>CDC Light Trap</b>	<b>Poudre River Trail</b>		
	06/30/2019	<i>Aedes dorsalis</i>	14	0.5%
	06/30/2019	<i>Aedes increpitus</i>	253	9.0%
	06/30/2019	<i>Aedes melanimon</i>	20	0.7%
	06/30/2019	<i>Aedes vexans</i>	2,370	84.6%
	06/30/2019	<i>Culex pipiens</i>	4	0.1%
	06/30/2019	<i>Culex tarsalis</i>	118	4.2%
	06/30/2019	<i>Culiseta inornata</i>	21	0.8%
		<b>Total</b>	<b>2,800</b>	



Trap #	Date	Species	Count	Percent
<b>FC-068</b>	<b>CDC Light Trap</b>	<b>Larimer 5029 Crest Dr</b>		

Trap #	Date	Species	Count	Percent
--------	------	---------	-------	---------

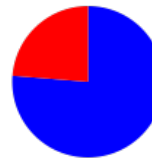
07/03/2019	<i>Aedes vexans</i>	15	100.0%
<b>Total</b>		<b>15</b>	



- *Aedes-Oc*
- *Anopheles*
- *Culex*
- *Culiseta*
- *Other*

FC-069	CDC Light Trap	Larimer	Linden Lake
--------	----------------	---------	-------------

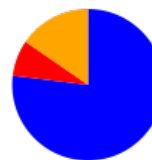
06/30/2019	<i>Aedes dorsalis</i>	2	3.4%
06/30/2019	<i>Aedes increpitus</i>	23	39.0%
06/30/2019	<i>Aedes melanimon</i>	1	1.7%
06/30/2019	<i>Aedes vexans</i>	19	32.2%
06/30/2019	<i>Culex tarsalis</i>	14	23.7%
<b>Total</b>		<b>59</b>	



- *Aedes-Oc*
- *Anopheles*
- *Culex*
- *Culiseta*
- *Other*

FC-071	CDC Light Trap	Larimer	Silvergata Rd
--------	----------------	---------	---------------

07/03/2019	<i>Aedes increpitus</i>	1	7.7%
07/03/2019	<i>Aedes vexans</i>	9	69.2%
07/03/2019	<i>Culex pipiens</i>	1	7.7%
07/03/2019	<i>Culiseta inornata</i>	2	15.4%
<b>Total</b>		<b>13</b>	



- *Aedes-Oc*
- *Anopheles*
- *Culex*
- *Culiseta*
- *Other*

FC-072	CDC Light Trap	Larimer	422 Lake Dr
--------	----------------	---------	-------------

06/30/2019	<i>Aedes increpitus</i>	1	2.9%
06/30/2019	<i>Aedes vexans</i>	19	55.9%
06/30/2019	<i>Culex tarsalis</i>	13	38.2%
06/30/2019	<i>Culiseta inornata</i>	1	2.9%
<b>Total</b>		<b>34</b>	



- *Aedes-Oc*
- *Anopheles*
- *Culex*
- *Culiseta*
- *Other*

FC-073	CDC Light Trap	Larimer	118 N Grant
--------	----------------	---------	-------------

Trap #	Date	Species	Count	Percent		
	07/02/2019	<i>Aedes vexans</i>	9	56.3%		<ul style="list-style-type: none"> <li><span style="color: blue;">■</span> <i>Aedes-Oc</i></li> <li><span style="color: yellow;">■</span> <i>Anopheles</i></li> <li><span style="color: red;">■</span> <i>Culex</i></li> <li><span style="color: orange;">■</span> <i>Culiseta</i></li> <li><span style="color: green;">■</span> <i>Other</i></li> </ul>
	07/02/2019	<i>Culex tarsalis</i>	5	31.3%		
	07/02/2019	<i>Culiseta inornata</i>	2	12.5%		
		<b>Total</b>	<b>16</b>			








FC-074	CDC Light Trap	Larimer	Rock Creek			
				07/01/2019	<i>Aedes vexans</i>	10 41.7%
				07/01/2019	<i>Culex tarsalis</i>	11 45.8%
				07/01/2019	<i>Culiseta inornata</i>	3 12.5%
					<b>Total</b>	<b>24</b>

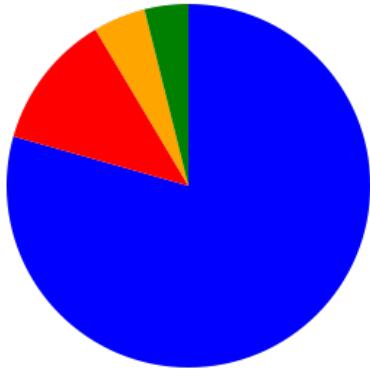
FC-075	CDC Light Trap	Larimer	Sage Creek North			
				07/01/2019	<i>Aedes vexans</i>	12 52.2%
				07/01/2019	<i>Culex tarsalis</i>	6 26.1%
				07/01/2019	<i>Culiseta inornata</i>	5 21.7%
					<b>Total</b>	<b>23</b>


FC-075gr	Gravid Trap	Larimer	Sage Creek North Gravid			
				07/01/2019	No Mosquitoes	0 NaN%
					<b>Total</b>	<b>0</b>

FC-088gr	Gravid Trap	Larimer	English Ranch Park Gravid			
				07/01/2019	No Mosquitoes	0 NaN%
					<b>Total</b>	<b>0</b>

FC-089gr	Gravid Trap	Larimer	Kunz Ct. and Brook Dr. Gravid			
----------	-------------	---------	-------------------------------	--	--	--

Trap #	Date	Species	Count	Percent	
	07/03/2019	No Mosquitoes	0	NaN%	
		<b>Total</b>	<b>0</b>		
					
<b>FC-090gr</b>	<b>Gravid Trap</b>	<b>Larimer</b>	<b>Mountain Grandview Cemetery Gravid</b>		
	07/02/2019	<i>Culex pipiens</i>	5	100.0%	
		<b>Total</b>	<b>5</b>		
					 
<b>FC-091gr</b>	<b>Gravid Trap</b>		<b>PVH Gravid</b>		
	06/30/2019	No Mosquitoes	0	NaN%	
		<b>Total</b>	<b>0</b>		
					
<b>FC-092gr</b>	<b>Gravid Trap</b>		<b>Udall Natural Gravid</b>		
	06/30/2019	No Mosquitoes	0	NaN%	
		<b>Total</b>	<b>0</b>		
					
<b>FC-093</b>	<b>CDC Light Trap</b>	<b>Larimer</b>	<b>Lopez Elementary</b>		
	07/03/2019	<i>Aedes dorsalis</i>	3	6.5%	
	07/03/2019	<i>Aedes increpitus</i>	3	6.5%	
	07/03/2019	<i>Aedes vexans</i>	27	58.7%	
	07/03/2019	<i>Culex tarsalis</i>	12	26.1%	
	07/03/2019	<i>Culiseta inornata</i>	1	2.2%	
		<b>Total</b>	<b>46</b>		
					 



		TOTAL	%
	<i>Aedes-Oc</i>	4,927	79.4%
	<i>Anopheles</i>	0	0.0%
	<i>Culex</i>	750	12.1%
	<i>Culiseta</i>	289	4.7%
	<i>Other</i>	241	3.9%