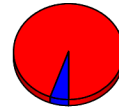
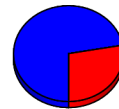


Trap #	Date	Species	Count	Percent	
FC-001	LIGHT	Larimer	<b>Magic Carpet</b>		
		06/28/2018	Aedes vexans	10	5 %
		06/28/2018	Culex pipiens	7	4 %
		06/28/2018	Culex tarsalis	169	91 %
		<b>Trap Total</b>		<b>186</b>	



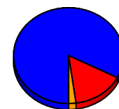
■ Aedes-Oc  
■ Anopheles  
■ Culex  
 ...

FC-004	LIGHT	Larimer	<b>Bighorn Drive</b>		
		06/26/2018	Aedes (Oc.) dorsalis	3	2 %
		06/26/2018	Aedes vexans	93	70 %
		06/26/2018	Culex pipiens	2	2 %
		06/26/2018	Culex tarsalis	35	26 %
<b>Trap Total</b>		<b>133</b>			



■ Aedes-Oc  
■ Anopheles  
■ Culex  
 ...

FC-006	LIGHT	Larimer	<b>North Linden</b>		
		06/25/2018	Aedes (Oc.) dorsalis	2	4 %
		06/25/2018	Aedes vexans	36	78 %
		06/25/2018	Culex pipiens	1	2 %
		06/25/2018	Culex tarsalis	6	13 %
		06/25/2018	Culiseta inornata	1	2 %
<b>Trap Total</b>		<b>46</b>			




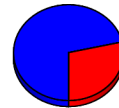
■ Aedes-Oc  
■ Anopheles  
■ Culex  
 ...

FC-011	LIGHT	Larimer	<b>Golden Currant</b>		
		06/27/2018	Aedes (Oc.) dorsalis	1	0 %
		06/27/2018	Aedes (Oc.) increpitus	2	1 %
		06/27/2018	Aedes vexans	200	93 %
		06/27/2018	Culex pipiens	5	2 %
		06/27/2018	Culex tarsalis	5	2 %

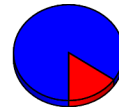
Trap #	Date	Species	Count	Percent
	06/27/2018	Culiseta inornata	2	1 %
<b>Trap Total</b>			<b>215</b>	




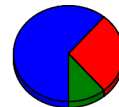
FC-014	LIGHT	Larimer	Fort Collins Vistors Center
	06/25/2018	Aedes (Oc.) melanimon	1 14 %
	06/25/2018	Aedes vexans	4 57 %
	06/25/2018	Culex tarsalis	2 29 %
<b>Trap Total</b>			<b>7</b>



FC-015	LIGHT	Larimer	Stuart and Dorset
	06/27/2018	Aedes vexans	66 85 %
	06/27/2018	Culex pipiens	1 1 %
	06/27/2018	Culex tarsalis	11 14 %
<b>Trap Total</b>			<b>78</b>



FC-019	LIGHT	Larimer	Edora Park
	06/25/2018	Aedes (Oc.) increpitus	3 8 %
	06/25/2018	Aedes vexans	19 53 %
	06/25/2018	Coquilletidia perturban	4 11 %
	06/25/2018	Culex pipiens	2 6 %
	06/25/2018	Culex tarsalis	8 22 %
<b>Trap Total</b>			<b>36</b>

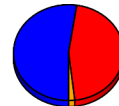


Trap #	Date	Species	Count	Percent
<b>FC-023</b>	<b>LIGHT</b>	<b>Larimer</b>	<b>Boltz</b>	
	06/26/2018	Aedes (Oc.) dorsalis	2	7 %
	06/26/2018	Aedes vexans	11	41 %
	06/26/2018	Culex pipiens	1	4 %
	06/26/2018	Culex tarsalis	13	48 %
		<b>Trap Total</b>	<b>27</b>	



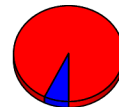
■ Aedes-Oc  
■ Anopheles  
■ Culex  
 ...

<b>FC-027</b>	<b>LIGHT</b>	<b>Larimer</b>	<b>San Luis</b>	
	06/26/2018	Aedes vexans	87	52 %
	06/26/2018	Culex pipiens	4	2 %
	06/26/2018	Culex tarsalis	72	43 %
	06/26/2018	Culiseta inornata	3	2 %
		<b>Trap Total</b>	<b>166</b>	



■ Aedes-Oc  
■ Anopheles  
■ Culex  
 ...

<b>FC-029</b>	<b>LIGHT</b>	<b>Larimer</b>	<b>Bens Park</b>	
	06/28/2018	Aedes vexans	1	7 %
	06/28/2018	Culex tarsalis	13	93 %
		<b>Trap Total</b>	<b>14</b>	

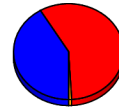


■ Aedes-Oc  
■ Anopheles  
■ Culex  
 ...

<b>FC-029g</b>	<b>GRAVID</b>	<b>Larimer</b>	<b>Bens Park</b>	
	06/28/2018	Operational but empty	0	0 % EBO
		<b>Trap Total</b>	<b>0</b>	

■ Aedes-Oc  
■ Anopheles  
■ Culex  
 ...

Trap #	Date	Species	Count	Percent	
FC-031	LIGHT	Larimer	Willow Springs		
		06/26/2018	Aedes vexans	46	41 %
		06/26/2018	Culex tarsalis	64	58 %
		06/26/2018	Culiseta inornata	1	1 %
<b>Trap Total</b>			<b>111</b>		



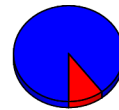
■ Aedes-Oc  
■ Anopheles  
■ Culex  
 ...

FC-034	LIGHT	Larimer	Country Club		
		06/25/2018	Aedes vexans	3	13 %
		06/25/2018	Coquillettidia perturban	2	9 %
		06/25/2018	Culex tarsalis	18	78 %
<b>Trap Total</b>			<b>23</b>		



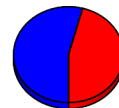
■ Aedes-Oc  
■ Anopheles  
■ Culex  
 ...

FC-036	LIGHT	Larimer	Hemlock		
		06/27/2018	Aedes (Oc.) dorsalis	7	1 %
		06/27/2018	Aedes (Oc.) melanimon	3	1 %
		06/27/2018	Aedes vexans	424	88 %
		06/27/2018	Culex tarsalis	50	10 %
<b>Trap Total</b>			<b>484</b>		



■ Aedes-Oc  
■ Anopheles  
■ Culex  
 ...

FC-037	LIGHT	Larimer	Chelsea Ridge		
		06/28/2018	Aedes (Oc.) trivittatus	1	2 %
		06/28/2018	Aedes vexans	25	52 %
		06/28/2018	Culex tarsalis	22	46 %
<b>Trap Total</b>			<b>48</b>		



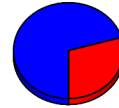
■ Aedes-Oc  
■ Anopheles  
■ Culex  
 ...

Trap #	Date	Species	Count	Percent
<b>FC-038</b>	<b>LIGHT</b>	<b>Larimer</b>	<b>Lochside Lane</b>	
	06/25/2018	Aedes (Oc.) dorsalis	3	8 %
	06/25/2018	Aedes vexans	19	53 %
	06/25/2018	Culex pipiens	3	8 %
	06/25/2018	Culex tarsalis	10	28 %
	06/25/2018	Culiseta inornata	1	3 %
		<b>Trap Total</b>	<b>36</b>	



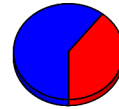
■ Aedes-Oc  
■ Anopheles  
■ Culex  
■ ...

<b>FC-039</b>	<b>LIGHT</b>	<b>Larimer</b>	<b>Fossil Creek South (Greenstone)</b>	
	06/26/2018	Aedes (Oc.) increpitus	2	12 %
	06/26/2018	Aedes vexans	10	59 %
	06/26/2018	Culex tarsalis	5	29 %
		<b>Trap Total</b>	<b>17</b>	



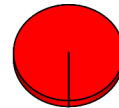
■ Aedes-Oc  
■ Anopheles  
■ Culex  
■ ...

<b>FC-040</b>	<b>LIGHT</b>	<b>Larimer</b>	<b>Redwood</b>	
	06/25/2018	Aedes (Oc.) melanimon	1	3 %
	06/25/2018	Aedes vexans	19	58 %
	06/25/2018	Culex pipiens	5	15 %
	06/25/2018	Culex tarsalis	8	24 %
		<b>Trap Total</b>	<b>33</b>	



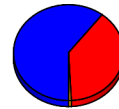
■ Aedes-Oc  
■ Anopheles  
■ Culex  
■ ...

<b>FC-040g</b>	<b>GRAVID</b>	<b>Larimer</b>	<b>Redwood</b>	
	06/25/2018	Culex pipiens	14	100 %
		<b>Trap Total</b>	<b>14</b>	



■ Aedes-Oc  
■ Anopheles  
■ Culex  
■ ...

Trap #	Date	Species	Count	Percent
<b>FC-041</b>	<b>LIGHT</b>	<b>Larimer</b>	<b>Fishback</b>	
	06/27/2018	Aedes (Oc.) dorsalis	1	1 %
	06/27/2018	Aedes (Oc.) increpitus	1	1 %
	06/27/2018	Aedes (Oc.) trivittatus	4	3 %
	06/27/2018	Aedes vexans	68	55 %
	06/27/2018	Aedes/Ochlerotatus spp	1	1 %
	06/27/2018	Culex pipiens	13	10 %
	06/27/2018	Culex tarsalis	35	28 %
	06/27/2018	Culiseta inornata	1	1 %
<b>Trap Total</b>			<b>124</b>	



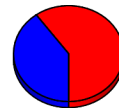
■ Aedes-Oc  
■ Anopheles  
■ Culex  
 ...

<b>FC-046</b>	<b>LIGHT</b>	<b>Larimer</b>	<b>725 Westshore Court</b>	
	06/26/2018	Aedes vexans	17	40 %
	06/26/2018	Culex tarsalis	24	57 %
	06/26/2018	Culiseta inornata	1	2 %
<b>Trap Total</b>			<b>42</b>	



■ Aedes-Oc  
■ Anopheles  
■ Culex  
 ...

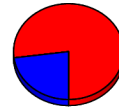
<b>FC-047</b>	<b>LIGHT</b>	<b>Larimer</b>	<b>Keenland &amp; Twin Oak</b>	
	06/26/2018	Aedes vexans	2	40 %
	06/26/2018	Culex tarsalis	3	60 %
<b>Trap Total</b>			<b>5</b>	



■ Aedes-Oc  
■ Anopheles  
■ Culex  
 ...

<b>FC-049</b>	<b>LIGHT</b>	<b>Larimer</b>	<b>Casa Grande and Downing</b>	
	06/27/2018	Aedes vexans	11	23 %
	06/27/2018	Culex pipiens	11	23 %

Trap #	Date	Species	Count	Percent
	06/27/2018	Culex tarsalis	26	54 %
		<b>Trap Total</b>	<b>48</b>	



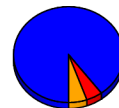
■ Aedes-Oc  
■ Anopheles  
■ Culex  
 ...

FC-050	LIGHT	Larimer	Golden Meadows Ditch
	06/26/2018	Aedes vexans	32 33 %
	06/26/2018	Culex pipiens	23 23 %
	06/26/2018	Culex tarsalis	38 39 %
	06/26/2018	Culiseta inornata	5 5 %
		<b>Trap Total</b>	<b>98</b>



■ Aedes-Oc  
■ Anopheles  
■ Culex  
 ...

FC-052	LIGHT	Larimer	603 Gilgalad Way
	06/28/2018	Aedes (Oc.) dorsalis	3 1 %
	06/28/2018	Aedes (Oc.) melanimon	8 3 %
	06/28/2018	Aedes vexans	272 86 %
	06/28/2018	Culex tarsalis	15 5 %
	06/28/2018	Culiseta inornata	17 5 %
		<b>Trap Total</b>	<b>315</b>



■ Aedes-Oc  
■ Anopheles  
■ Culex  
 ...

FC-053	LIGHT	Larimer	Egret and Rookery
	06/26/2018	Aedes (Oc.) dorsalis	9 6 %
	06/26/2018	Aedes vexans	34 23 %
	06/26/2018	Culex pipiens	5 3 %
	06/26/2018	Culex tarsalis	90 61 %
	06/26/2018	Culiseta inornata	9 6 %
		<b>Trap Total</b>	<b>147</b>



■ Aedes-Oc  
■ Anopheles  
■ Culex  
 ...

Trap #	Date	Species	Count	Percent
FC-054	LIGHT	Larimer 737 Parliament Court		
		06/28/2018	Aedes vexans	3 12 %
		06/28/2018	Culex tarsalis	23 88 %
		<b>Trap Total</b>		<b>26</b>



FC-057	LIGHT	Larimer Registry Ridge- End of Ranger Dr		
		06/28/2018	Aedes (Oc.) dorsalis	7 26 %
		06/28/2018	Aedes vexans	3 11 %
		06/28/2018	Culex tarsalis	17 63 %
<b>Trap Total</b>		<b>27</b>		



FC-058	LIGHT	Larimer Spring Creek Trail @ Michener Dr		
		06/27/2018	Aedes (Oc.) dorsalis	1 3 %
		06/27/2018	Aedes (Oc.) increpitus	2 6 %
		06/27/2018	Aedes vexans	30 86 %
		06/27/2018	Culex tarsalis	2 6 %
<b>Trap Total</b>		<b>35</b>		

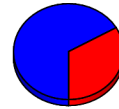


FC-059	LIGHT	Larimer Springwood and Lockwood		
		06/26/2018	Aedes vexans	20 65 %
		06/26/2018	Culex tarsalis	10 32 %
		06/26/2018	Culiseta inornata	1 3 %
<b>Trap Total</b>		<b>31</b>		



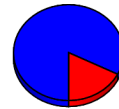


Trap #	Date	Species	Count	Percent
<b>FC-060</b>	<b>LIGHT</b>	<b>Larimer</b>	<b>808 Pondersosa</b>	
	06/27/2018	Aedes vexans	12	67 %
	06/27/2018	Culex pipiens	5	28 %
	06/27/2018	Culex tarsalis	1	6 %
		<b>Trap Total</b>	<b>18</b>	



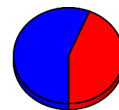
■ Aedes-Oc  
■ Anopheles  
■ Culex  
 ...

<b>FC-061</b>	<b>LIGHT</b>	<b>Larimer</b>	<b>Holley Environ. Plant Research Ctr</b>	
	06/28/2018	Aedes vexans	47	82 %
	06/28/2018	Culex tarsalis	10	18 %
		<b>Trap Total</b>	<b>57</b>	



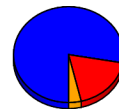
■ Aedes-Oc  
■ Anopheles  
■ Culex  
 ...

<b>FC-062</b>	<b>LIGHT</b>	<b>Larimer</b>	<b>Waters Edge at Blue Mesa</b>	
	06/28/2018	Aedes vexans	9	56 %
	06/28/2018	Culex tarsalis	7	44 %
		<b>Trap Total</b>	<b>16</b>	



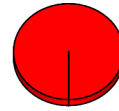
■ Aedes-Oc  
■ Anopheles  
■ Culex  
 ...

<b>FC-063</b>	<b>LIGHT</b>	<b>Larimer</b>	<b>Red Fox Meadows FCNA</b>	
	06/27/2018	Aedes vexans	21	78 %
	06/27/2018	Culex tarsalis	5	19 %
	06/27/2018	Culiseta inornata	1	4 %
		<b>Trap Total</b>	<b>27</b>	


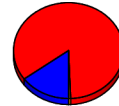


■ Aedes-Oc  
■ Anopheles  
■ Culex  
 ...


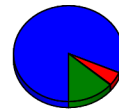
Trap #	Date	Species	Count	Percent
<b>FC-063g GRAVID</b>	<b>Larimer</b>	<b>Red Fox Meadows FCNA</b>		
	06/27/2018	Culex pipiens	22	100 %
		<b>Trap Total</b>	<b>22</b>	



<b>FC-064 LIGHT</b>	<b>Larimer</b>	<b>West Chase @ Kechter Farm</b>		
	06/26/2018	Aedes vexans	24	15 %
	06/26/2018	Culex tarsalis	136	84 %
	06/26/2018	Culiseta inornata	1	1 %
		<b>Trap Total</b>	<b>161</b>	



<b>FC-066 LIGHT</b>	<b>Larimer</b>	<b>Prospect Ponds @ Drake Water</b>		
	06/25/2018	Aedes (Oc.) dorsalis	21	4 %
	06/25/2018	Aedes (Oc.) increpitus	12	2 %
	06/25/2018	Aedes (Oc.) melanimon	3	1 %
	06/25/2018	Aedes vexans	423	75 %
	06/25/2018	Coquillettidia perturban	77	14 %
	06/25/2018	Culex pipiens	9	2 %
	06/25/2018	Culex tarsalis	17	3 %
	06/25/2018	Culiseta inornata	1	0 %
		<b>Trap Total</b>	<b>563</b>	



<b>FC-066g GRAVID</b>	<b>Larimer</b>	<b>Prospect Ponds @ Drake Water</b>		
	06/25/2018	Operational but empty	0	0 % EBO
		<b>Trap Total</b>	<b>0</b>	



Trap #	Date	Species	Count	Percent
<b>FC-067</b>	<b>LIGHT</b>	<b>Larimer</b>	<b>Poudre River Drive at bike trail</b>	
	06/25/2018	Aedes (Oc.) dorsalis	12	1 %
	06/25/2018	Aedes (Oc.) melanimon	14	1 %
	06/25/2018	Aedes vexans	926	90 %
	06/25/2018	Coquillettidia perturban	1	0 %
	06/25/2018	Culex pipiens	4	0 %
	06/25/2018	Culex tarsalis	68	7 %
	06/25/2018	Culiseta inornata	7	1 %
<b>Trap Total</b>			<b>1,032</b>	



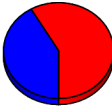


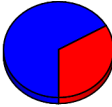
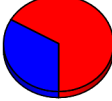
<b>FC-068</b>	<b>LIGHT</b>	<b>Larimer</b>	<b>502 Crest Drive</b>	
	06/28/2018	Aedes vexans	7	54 %
	06/28/2018	Culex tarsalis	6	46 %
<b>Trap Total</b>			<b>13</b>	

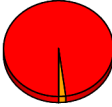

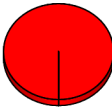
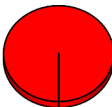



<b>FC-069</b>	<b>LIGHT</b>	<b>Larimer</b>	<b>Linden Lake Rd</b>	
	06/25/2018	Aedes (Oc.) dorsalis	1	5 %
	06/25/2018	Aedes vexans	6	32 %
	06/25/2018	Culex pipiens	1	5 %
	06/25/2018	Culex tarsalis	6	32 %
	06/25/2018	Culiseta inornata	5	26 %
<b>Trap Total</b>			<b>19</b>	



<b>FC-071</b>	<b>LIGHT</b>	<b>Larimer</b>	<b>Silvergate Road</b>	
	06/28/2018	Aedes vexans	5	42 %

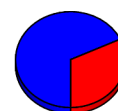
Trap #	Date	Species	Count	Percent	
	06/28/2018	Culex tarsalis	7	58 %	
		<b>Trap Total</b>	<b>12</b>		 <ul style="list-style-type: none"> <li><span style="color: blue;">■</span> Aedes-Oc</li> <li><span style="color: yellow;">■</span> Anopheles</li> <li><span style="color: red;">■</span> Culex</li> <li>...</li> </ul>
<b>FC-072</b>	<b>LIGHT</b>	<b>Larimer</b>	<b>422 Lake Drive Alley</b>		
	06/25/2018	Aedes vexans	14	58 %	
	06/25/2018	Culex tarsalis	9	38 %	
	06/25/2018	Culiseta inornata	1	4 %	
		<b>Trap Total</b>	<b>24</b>		 <ul style="list-style-type: none"> <li><span style="color: blue;">■</span> Aedes-Oc</li> <li><span style="color: yellow;">■</span> Anopheles</li> <li><span style="color: red;">■</span> Culex</li> <li>...</li> </ul>
<b>FC-073</b>	<b>LIGHT</b>	<b>Larimer</b>	<b>118 Grant</b>		
	06/27/2018	Aedes vexans	17	53 %	
	06/27/2018	Culex tarsalis	14	44 %	
	06/27/2018	Culiseta inornata	1	3 %	
		<b>Trap Total</b>	<b>32</b>		 <ul style="list-style-type: none"> <li><span style="color: blue;">■</span> Aedes-Oc</li> <li><span style="color: yellow;">■</span> Anopheles</li> <li><span style="color: red;">■</span> Culex</li> <li>...</li> </ul>
<b>FC-074</b>	<b>LIGHT</b>	<b>Larimer</b>	<b>Rockcreek</b>		
	06/26/2018	Aedes vexans	24	67 %	
	06/26/2018	Culex tarsalis	12	33 %	
		<b>Trap Total</b>	<b>36</b>		 <ul style="list-style-type: none"> <li><span style="color: blue;">■</span> Aedes-Oc</li> <li><span style="color: yellow;">■</span> Anopheles</li> <li><span style="color: red;">■</span> Culex</li> <li>...</li> </ul>
<b>FC-075</b>	<b>LIGHT</b>	<b>Larimer</b>	<b>North Sage Creek</b>		
	06/26/2018	Aedes vexans	1	33 %	
	06/26/2018	Culex tarsalis	2	67 %	
		<b>Trap Total</b>	<b>3</b>		 <ul style="list-style-type: none"> <li><span style="color: blue;">■</span> Aedes-Oc</li> <li><span style="color: yellow;">■</span> Anopheles</li> <li><span style="color: red;">■</span> Culex</li> <li>...</li> </ul>

Trap #	Date	Species	Count	Percent	
<b>FC-075g GRAVID</b>	<b>Larimer</b>	<b>North Sage Creek Gravid</b>			
	06/26/2018	Culex pipiens	47	98 %	 <ul style="list-style-type: none"> <li><span style="color: blue;">■</span> Aedes-Oc</li> <li><span style="color: yellow;">■</span> Anopheles</li> <li><span style="color: red;">■</span> Culex</li> <li>...</li> </ul>
	06/26/2018	Culiseta inornata	1	2 %	
		<b>Trap Total</b>	<b>48</b>		
<b>FC-088g GRAVID</b>	<b>Larimer</b>	<b>English Ranch Park</b>			
	06/26/2018	Culex pipiens	35	97 %	 <ul style="list-style-type: none"> <li><span style="color: blue;">■</span> Aedes-Oc</li> <li><span style="color: yellow;">■</span> Anopheles</li> <li><span style="color: red;">■</span> Culex</li> <li>...</li> </ul>
	06/26/2018	Culex tarsalis	1	3 %	
		<b>Trap Total</b>	<b>36</b>		
<b>FC-089g GRAVID</b>	<b>Larimer</b>	<b>Kunz Ct and Brook Dr</b>			
	06/28/2018	Culex pipiens	14	100 %	 <ul style="list-style-type: none"> <li><span style="color: blue;">■</span> Aedes-Oc</li> <li><span style="color: yellow;">■</span> Anopheles</li> <li><span style="color: red;">■</span> Culex</li> <li>...</li> </ul>
		<b>Trap Total</b>	<b>14</b>		
<b>FC-090g GRAVID</b>	<b>Larimer</b>	<b>Mountain Grandview Cemetery</b>			
	06/27/2018	Culex pipiens	14	100 %	 <ul style="list-style-type: none"> <li><span style="color: blue;">■</span> Aedes-Oc</li> <li><span style="color: yellow;">■</span> Anopheles</li> <li><span style="color: red;">■</span> Culex</li> <li>...</li> </ul>
		<b>Trap Total</b>	<b>14</b>		
<b>FC-091g GRAVID</b>	<b>Larimer</b>	<b>PVH</b>			
	06/25/2018	Culex pipiens	4	100 %	 <ul style="list-style-type: none"> <li><span style="color: blue;">■</span> Aedes-Oc</li> <li><span style="color: yellow;">■</span> Anopheles</li> <li><span style="color: red;">■</span> Culex</li> <li>...</li> </ul>
		<b>Trap Total</b>	<b>4</b>		


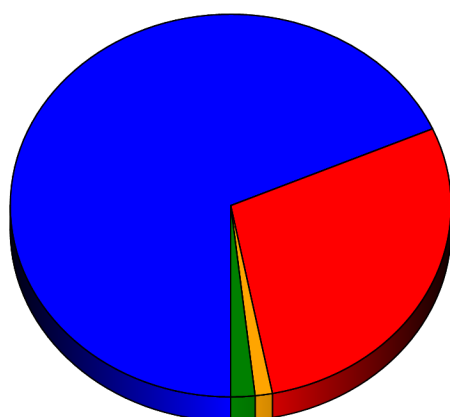
Trap #	Date	Species	Count	Percent
<b>FC-092g GRAVID</b>	<b>Larimer</b>	<b>Udall Natural Area</b>		
	06/25/2018	Operational but empty	0	0 % EBO
		<b>Trap Total</b>	<b>0</b>	



<b>FC-093 LIGHT</b>	<b>Larimer</b>	<b>Lopez Elementary School</b>		
	06/28/2018	Aedes vexans	17	68 %
	06/28/2018	Culex tarsalis	8	32 %
		<b>Trap Total</b>	<b>25</b>	



**Grand Total** 4,748



TOTAL	%
3,249	68 %
0	0 %
1,355	29 %
60	1 %
84	2 %