
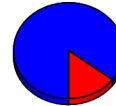


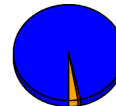
Trap #	Date	Species	Count	Percent
FC-001	LIGHT	Larimer	<b>Magic Carpet</b>	
		06/14/2018	Operational but empty	0 0 %
		<b>Trap Total</b>		<b>0</b>




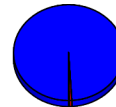
FC-004	LIGHT	Larimer	<b>Bighorn Drive</b>	
		06/12/2018	Aedes (Oc.) dorsalis	3 7 %
		06/12/2018	Aedes vexans	32 78 %
		06/12/2018	Culex tarsalis	6 15 %
		<b>Trap Total</b>		<b>41</b>




FC-006	LIGHT	Larimer	<b>North Linden</b>	
		06/11/2018	Aedes (Oc.) dorsalis	5 1 %
		06/11/2018	Aedes (Oc.) increpitus	4 1 %
		06/11/2018	Aedes vexans	380 94 %
		06/11/2018	Culex tarsalis	3 1 %
		06/11/2018	Culiseta inornata	11 3 %
<b>Trap Total</b>		<b>403</b>		




FC-011	LIGHT	Larimer	<b>Golden Currant</b>	
		06/13/2018	Aedes (Oc.) dorsalis	8 2 %
		06/13/2018	Aedes (Oc.) increpitus	3 1 %
		06/13/2018	Aedes vexans	406 96 %
		06/13/2018	Culex pipiens	1 0 %
		06/13/2018	Culex tarsalis	2 0 %
		06/13/2018	Culiseta inornata	1 0 %
<b>Trap Total</b>		<b>421</b>		




Trap #	Date	Species	Count	Percent
<b>FC-014</b>	<b>LIGHT</b>	<b>Larimer</b>	<b>Fort Collins Vistors Center</b>	
	06/11/2018	Aedes (Oc.) dorsalis	2	11 %
	06/11/2018	Aedes (Oc.) melanimon	1	5 %
	06/11/2018	Aedes vexans	15	79 %
	06/11/2018	Culiseta inornata	1	5 %
<b>Trap Total</b>			<b>19</b>	



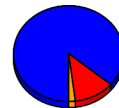
<b>FC-015</b>	<b>LIGHT</b>	<b>Larimer</b>	<b>Stuart and Dorset</b>	
	06/13/2018	Aedes (Oc.) dorsalis	3	2 %
	06/13/2018	Aedes (Oc.) melanimon	3	2 %
	06/13/2018	Aedes vexans	153	94 %
	06/13/2018	Culex pipiens	1	1 %
	06/13/2018	Culex tarsalis	2	1 %
<b>Trap Total</b>			<b>162</b>	



<b>FC-019</b>	<b>LIGHT</b>	<b>Larimer</b>	<b>Edora Park</b>	
	06/11/2018	Aedes (Oc.) dorsalis	3	3 %
	06/11/2018	Aedes (Oc.) melanimon	5	4 %
	06/11/2018	Aedes vexans	99	83 %
	06/11/2018	Culex pipiens	3	3 %
	06/11/2018	Culex tarsalis	7	6 %
	06/11/2018	Culiseta inornata	2	2 %
<b>Trap Total</b>			<b>119</b>	

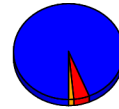


Trap #	Date	Species	Count	Percent
<b>FC-023</b>	<b>LIGHT</b>	<b>Larimer</b>	<b>Boltz</b>	
	06/12/2018	Aedes (Oc.) dorsalis	4	4 %
	06/12/2018	Aedes vexans	83	82 %
	06/12/2018	Culex pipiens	5	5 %
	06/12/2018	Culex tarsalis	7	7 %
	06/12/2018	Culiseta inornata	2	2 %
		<b>Trap Total</b>	<b>101</b>	



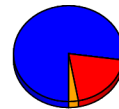
■ Aedes-Oc  
■ Anopheles  
■ Culex  
 ...

<b>FC-027</b>	<b>LIGHT</b>	<b>Larimer</b>	<b>San Luis</b>	
	06/12/2018	Aedes (Oc.) dorsalis	6	3 %
	06/12/2018	Aedes (Oc.) increpitus	1	1 %
	06/12/2018	Aedes (Oc.) melanimon	6	3 %
	06/12/2018	Aedes vexans	171	87 %
	06/12/2018	Culex tarsalis	9	5 %
	06/12/2018	Culiseta inornata	3	2 %
		<b>Trap Total</b>	<b>196</b>	



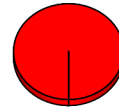
■ Aedes-Oc  
■ Anopheles  
■ Culex  
 ...

<b>FC-029</b>	<b>LIGHT</b>	<b>Larimer</b>	<b>Bens Park</b>	
	06/14/2018	Aedes vexans	27	77 %
	06/14/2018	Culex pipiens	1	3 %
	06/14/2018	Culex tarsalis	6	17 %
	06/14/2018	Culiseta inornata	1	3 %
		<b>Trap Total</b>	<b>35</b>	


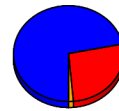


■ Aedes-Oc  
■ Anopheles  
■ Culex  
 ...


Trap #	Date	Species	Count	Percent
<b>FC-029g GRAVID</b>	<b>Larimer</b>	<b>Bens Park</b>		
	06/14/2018	Culex pipiens	71	100 %
		<b>Trap Total</b>	<b>71</b>	




<b>FC-031 LIGHT</b>	<b>Larimer</b>	<b>Willow Springs</b>		
	06/12/2018	Aedes (Oc.) dorsalis	4	6 %
	06/12/2018	Aedes (Oc.) melanimon	4	6 %
	06/12/2018	Aedes vexans	43	61 %
	06/12/2018	Culex tarsalis	19	27 %
	06/12/2018	Culiseta inornata	1	1 %
		<b>Trap Total</b>	<b>71</b>	



<b>FC-034 LIGHT</b>	<b>Larimer</b>	<b>Country Club</b>		
	06/11/2018	Aedes (Oc.) melanimon	1	7 %
	06/11/2018	Aedes vexans	13	87 %
	06/11/2018	Culex tarsalis	1	7 %
		<b>Trap Total</b>	<b>15</b>	

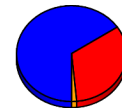


<b>FC-036 LIGHT</b>	<b>Larimer</b>	<b>Hemlock</b>		
	06/11/2018	Aedes (Oc.) increpitus	17	6 %
	06/11/2018	Aedes vexans	265	86 %
	06/11/2018	Culex tarsalis	26	8 %
		<b>Trap Total</b>	<b>308</b>	



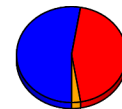
Trap #	Date	Species	Count	Percent
FC-037 LIGHT	Larimer	Chelsea Ridge		
	06/14/2018	Aedes vexans	43	84 %
	06/14/2018	Culex tarsalis	8	16 %
	<b>Trap Total</b>		<b>51</b>	
FC-038 LIGHT	Larimer	Lochside Lane		
	06/11/2018	Culex tarsalis	1	100 %
	<b>Trap Total</b>		<b>1</b>	
FC-039 LIGHT	Larimer	Fossil Creek South (Greenstone)		
	06/12/2018	Aedes (Oc.) dorsalis	8	24 %
	06/12/2018	Aedes vexans	9	26 %
	06/12/2018	Culex tarsalis	13	38 %
	06/12/2018	Culiseta inornata	4	12 %
<b>Trap Total</b>		<b>34</b>		
FC-040 LIGHT	Larimer	Redwood		
	06/11/2018	Culex tarsalis	1	100 %
	<b>Trap Total</b>		<b>1</b>	
FC-040g GRAVID	Larimer	Redwood		
	06/11/2018	Operational but empty	0	0 %
	<b>Trap Total</b>		<b>0</b>	

Trap #	Date	Species	Count	Percent
<b>FC-041</b>	<b>LIGHT</b>	<b>Larimer</b>	<b>Fishback</b>	
	06/13/2018	Aedes (Oc.) increpitus	4	6 %
	06/13/2018	Aedes vexans	40	60 %
	06/13/2018	Culex pipiens	4	6 %
	06/13/2018	Culex tarsalis	18	27 %
	06/13/2018	Culiseta inornata	1	1 %
		<b>Trap Total</b>	<b>67</b>	



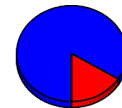
■ Aedes-Oc  
■ Anopheles  
■ Culex  
 ...

<b>FC-046</b>	<b>LIGHT</b>	<b>Larimer</b>	<b>725 Westshore Court</b>	
	06/12/2018	Trap malfunction	0	0 % MAL RESET:6/12/18
	06/13/2018	Aedes vexans	20	53 % RESET
	06/13/2018	Culex pipiens	1	3 % RESET
	06/13/2018	Culex tarsalis	16	42 % RESET
	06/13/2018	Culiseta inornata	1	3 % RESET
		<b>Trap Total</b>	<b>38</b>	



■ Aedes-Oc  
■ Anopheles  
■ Culex  
 ...

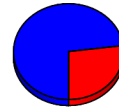
<b>FC-047</b>	<b>LIGHT</b>	<b>Larimer</b>	<b>Keenland &amp; Twin Oak</b>	
	06/12/2018	Aedes (Oc.) dorsalis	1	3 %
	06/12/2018	Aedes vexans	25	81 %
	06/12/2018	Culex tarsalis	5	16 %
		<b>Trap Total</b>	<b>31</b>	



■ Aedes-Oc  
■ Anopheles  
■ Culex  
 ...

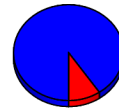
<b>FC-049</b>	<b>LIGHT</b>	<b>Larimer</b>	<b>Casa Grande and Downing</b>	
	06/13/2018	Aedes vexans	46	73 %
	06/13/2018	Culex pipiens	5	8 %

Trap #	Date	Species	Count	Percent
	06/13/2018	Culex tarsalis	12	19 %
		<b>Trap Total</b>	<b>63</b>	



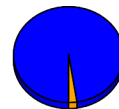
■ Aedes-Oc  
■ Anopheles  
■ Culex  
 ...

FC-050	LIGHT	Larimer	Golden Meadows Ditch		
		06/12/2018	Aedes vexans	67	91 %
		06/12/2018	Culex pipiens	1	1 %
		06/12/2018	Culex tarsalis	6	8 %
			<b>Trap Total</b>	<b>74</b>	



■ Aedes-Oc  
■ Anopheles  
■ Culex  
 ...

FC-052	LIGHT	Larimer	603 Gilgalad Way		
		06/13/2018	Aedes (Oc.) dorsalis	2	1 %
		06/13/2018	Aedes vexans	158	96 %
		06/13/2018	Culiseta inornata	4	2 %
			<b>Trap Total</b>	<b>164</b>	



■ Aedes-Oc  
■ Anopheles  
■ Culex  
 ...

FC-053	LIGHT	Larimer	Egret and Rookery		
		06/12/2018	Aedes (Oc.) melanimon	1	2 %
		06/12/2018	Aedes vexans	36	65 %
		06/12/2018	Culex tarsalis	16	29 %
		06/12/2018	Culiseta inornata	2	4 %
			<b>Trap Total</b>	<b>55</b>	



■ Aedes-Oc  
■ Anopheles  
■ Culex  
 ...

Trap #	Date	Species	Count	Percent
<b>FC-054</b>	<b>LIGHT</b>	<b>Larimer</b>	<b>737 Parliament Court</b>	
	06/14/2018	Aedes (Oc.) dorsalis	1	2 %
	06/14/2018	Aedes (Oc.) increpitus	1	2 %
	06/14/2018	Aedes vexans	19	38 %
	06/14/2018	Culex tarsalis	29	58 %
<b>Trap Total</b>			<b>50</b>	



<b>FC-057</b>	<b>LIGHT</b>	<b>Larimer</b>	<b>Registry Ridge- End of Ranger Dr</b>	
	06/14/2018	Aedes (Oc.) dorsalis	47	59 %
	06/14/2018	Aedes (Oc.) melanimon	28	35 %
	06/14/2018	Aedes vexans	4	5 %
<b>Trap Total</b>			<b>79</b>	



<b>FC-058</b>	<b>LIGHT</b>	<b>Larimer</b>	<b>Spring Creek Trail @ Michener Dr</b>	
	06/13/2018	Aedes (Oc.) increpitus	10	23 %
	06/13/2018	Aedes vexans	32	74 %
	06/13/2018	Culex pipiens	1	2 %
<b>Trap Total</b>			<b>43</b>	



<b>FC-059</b>	<b>LIGHT</b>	<b>Larimer</b>	<b>Springwood and Lockwood</b>	
	06/12/2018	Aedes (Oc.) dorsalis	2	3 %
	06/12/2018	Aedes vexans	60	79 %
	06/12/2018	Culex pipiens	4	5 %
	06/12/2018	Culex tarsalis	8	11 %
	06/12/2018	Culiseta inornata	2	3 %
<b>Trap Total</b>			<b>76</b>	





Trap #	Date	Species	Count	Percent
<b>FC-060</b>	<b>LIGHT</b>	<b>Larimer</b>	<b>808 Pondersosa</b>	
	06/13/2018	Aedes vexans	52	91 %
	06/13/2018	Culex tarsalis	4	7 %
	06/13/2018	Culiseta inornata	1	2 %
<b>Trap Total</b>			<b>57</b>	



■ Aedes-Oc  
■ Anopheles  
■ Culex  
 ...

<b>FC-061</b>	<b>LIGHT</b>	<b>Larimer</b>	<b>Holley Environ. Plant Research Ctr</b>	
	06/13/2018	Aedes (Oc.) dorsalis	2	0 %
	06/13/2018	Aedes (Oc.) increpitus	13	2 %
	06/13/2018	Aedes (Oc.) melanimon	1	0 %
	06/13/2018	Aedes vexans	793	96 %
	06/13/2018	Culex pipiens	3	0 %
	06/13/2018	Culex tarsalis	11	1 %
	06/13/2018	Culiseta inornata	1	0 %
<b>Trap Total</b>			<b>824</b>	



■ Aedes-Oc  
■ Anopheles  
■ Culex  
 ...


<b>FC-062</b>	<b>LIGHT</b>	<b>Larimer</b>	<b>Waters Edge at Blue Mesa</b>	
	06/14/2018	Aedes (Oc.) dorsalis	1	3 %
	06/14/2018	Aedes vexans	32	91 %
	06/14/2018	Culex tarsalis	2	6 %
<b>Trap Total</b>			<b>35</b>	



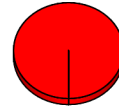
■ Aedes-Oc  
■ Anopheles  
■ Culex  
 ...

<b>FC-063</b>	<b>LIGHT</b>	<b>Larimer</b>	<b>Red Fox Meadows FCNA</b>	
	06/13/2018	Aedes (Oc.) dorsalis	1	1 %
	06/13/2018	Aedes vexans	112	98 %

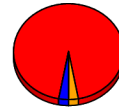
Trap #	Date	Species	Count	Percent
	06/13/2018	Culex tarsalis	1	1 %
		<b>Trap Total</b>	<b>114</b>	



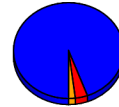
FC-063g GRAVID	Larimer	Red Fox Meadows FCNA		
	06/13/2018	Culex pipiens	4	100 %
		<b>Trap Total</b>	<b>4</b>	




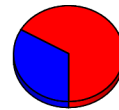
FC-064 LIGHT	Larimer	West Chase @ Kechter Farm		
	06/12/2018	Aedes vexans	2	3 %
	06/12/2018	Culex pipiens	1	1 %
	06/12/2018	Culex tarsalis	65	93 %
	06/12/2018	Culiseta inornata	2	3 %
		<b>Trap Total</b>	<b>70</b>	



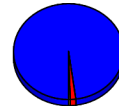
FC-066 LIGHT	Larimer	Prospect Ponds @ Drake Water		
	06/11/2018	Aedes (Oc.) dorsalis	12	1 %
	06/11/2018	Aedes (Oc.) melanimon	25	3 %
	06/11/2018	Aedes vexans	828	90 %
	06/11/2018	Culex tarsalis	33	4 %
	06/11/2018	Culiseta inornata	18	2 %
		<b>Trap Total</b>	<b>916</b>	




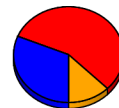
Trap #	Date	Species	Count	Percent
<b>FC-066g GRAVID</b>	<b>Larimer</b>	<b>Prospect Ponds @ Drake Water</b>		
	06/11/2018	Aedes vexans	2	33 %
	06/11/2018	Culex pipiens	4	67 %
		<b>Trap Total</b>	<b>6</b>	



<b>FC-067 LIGHT</b>	<b>Larimer</b>	<b>Poudre River Drive at bike trail</b>		
	06/11/2018	Aedes (Oc.) dorsalis	27	3 %
	06/11/2018	Aedes (Oc.) increpitus	34	4 %
	06/11/2018	Aedes (Oc.) melanimon	5	1 %
	06/11/2018	Aedes (Oc.) trivittatus	4	0 %
	06/11/2018	Aedes vexans	720	89 %
	06/11/2018	Culex tarsalis	13	2 %
	06/11/2018	Culiseta inornata	4	0 %
		<b>Trap Total</b>	<b>807</b>	

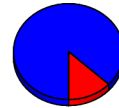


<b>FC-068 LIGHT</b>	<b>Larimer</b>	<b>502 Crest Drive</b>		
	06/14/2018	Aedes (Oc.) increpitus	1	6 %
	06/14/2018	Aedes vexans	4	25 %
	06/14/2018	Culex pipiens	1	6 %
	06/14/2018	Culex tarsalis	8	50 %
	06/14/2018	Culiseta inornata	2	12 %
		<b>Trap Total</b>	<b>16</b>	



<b>FC-069 LIGHT</b>	<b>Larimer</b>	<b>Linden Lake Rd</b>		
	06/11/2018	Aedes (Oc.) dorsalis	1	4 %
	06/11/2018	Aedes (Oc.) increpitus	7	30 %
	06/11/2018	Aedes vexans	12	52 %

Trap #	Date	Species	Count	Percent
	06/11/2018	Culex tarsalis	3	13 %
		<b>Trap Total</b>	<b>23</b>	



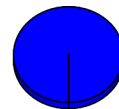
■ Aedes-Oc  
■ Anopheles  
■ Culex  
 ...

FC-071	LIGHT	Larimer	Silvergate Road		
		06/14/2018	Aedes (Oc.) increpitus	1	5 %
		06/14/2018	Aedes vexans	18	90 %
		06/14/2018	Culex tarsalis	1	5 %
			<b>Trap Total</b>	<b>20</b>	



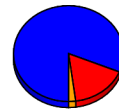
■ Aedes-Oc  
■ Anopheles  
■ Culex  
 ...

FC-072	LIGHT	Larimer	422 Lake Drive Alley		
		06/11/2018	Aedes (Oc.) dorsalis	2	17 %
		06/11/2018	Aedes (Oc.) melanimon	2	17 %
		06/11/2018	Aedes vexans	8	67 %
			<b>Trap Total</b>	<b>12</b>	

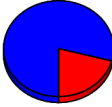
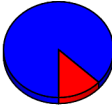
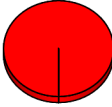
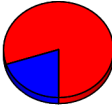



■ Aedes-Oc  
■ Anopheles  
■ Culex  
 ...

FC-073	LIGHT	Larimer	118 Grant		
		06/13/2018	Aedes vexans	39	81 %
		06/13/2018	Culex pipiens	4	8 %
		06/13/2018	Culex tarsalis	4	8 %
		06/13/2018	Culiseta inornata	1	2 %
			<b>Trap Total</b>	<b>48</b>	



■ Aedes-Oc  
■ Anopheles  
■ Culex  
 ...

Trap #	Date	Species	Count	Percent
<b>FC-074</b>	<b>LIGHT</b>	<b>Larimer</b>	<b>Rockcreek</b>	
	06/12/2018	Aedes (Oc.) dorsalis	2	8 %
	06/12/2018	Aedes (Oc.) melanimon	1	4 %
	06/12/2018	Aedes vexans	16	67 %
	06/12/2018	Culex tarsalis	5	21 %
		<b>Trap Total</b>	<b>24</b>	
				 <ul style="list-style-type: none"> <li><span style="color: blue;">■</span> Aedes-Oc</li> <li><span style="color: yellow;">■</span> Anopheles</li> <li><span style="color: red;">■</span> Culex</li> <li>...</li> </ul>
<b>FC-075</b>	<b>LIGHT</b>	<b>Larimer</b>	<b>North Sage Creek</b>	
	06/12/2018	Aedes vexans	40	87 %
	06/12/2018	Culex tarsalis	6	13 %
		<b>Trap Total</b>	<b>46</b>	
				 <ul style="list-style-type: none"> <li><span style="color: blue;">■</span> Aedes-Oc</li> <li><span style="color: yellow;">■</span> Anopheles</li> <li><span style="color: red;">■</span> Culex</li> <li>...</li> </ul>
<b>FC-075g</b>	<b>GRAVID</b>	<b>Larimer</b>	<b>North Sage Creek Gravid</b>	
	06/12/2018	Culex pipiens	1	100 %
		<b>Trap Total</b>	<b>1</b>	
				 <ul style="list-style-type: none"> <li><span style="color: blue;">■</span> Aedes-Oc</li> <li><span style="color: yellow;">■</span> Anopheles</li> <li><span style="color: red;">■</span> Culex</li> <li>...</li> </ul>
<b>FC-088g</b>	<b>GRAVID</b>	<b>Larimer</b>	<b>English Ranch Park</b>	
	06/12/2018	Aedes vexans	4	20 %
	06/12/2018	Culex pipiens	16	80 %
		<b>Trap Total</b>	<b>20</b>	
				 <ul style="list-style-type: none"> <li><span style="color: blue;">■</span> Aedes-Oc</li> <li><span style="color: yellow;">■</span> Anopheles</li> <li><span style="color: red;">■</span> Culex</li> <li>...</li> </ul>
<b>FC-089g</b>	<b>GRAVID</b>	<b>Larimer</b>	<b>Kunz Ct and Brook Dr</b>	
	06/14/2018	Culex pipiens	2	100 %
		<b>Trap Total</b>	<b>2</b>	
				 <ul style="list-style-type: none"> <li><span style="color: blue;">■</span> Aedes-Oc</li> <li><span style="color: yellow;">■</span> Anopheles</li> <li><span style="color: red;">■</span> Culex</li> <li>...</li> </ul>

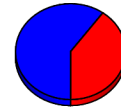
Trap #	Date	Species	Count	Percent
<b>FC-090g GRAVID</b>	<b>Larimer</b>	<b>Mountain Grandview Cemetery</b>		
	06/13/2018	Operational but empty	0	0 %
		<b>Trap Total</b>	<b>0</b>	




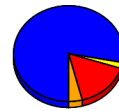
<b>FC-091g GRAVID</b>	<b>Larimer</b>	<b>PVH</b>		
	06/11/2018	Operational but empty	0	0 %
		<b>Trap Total</b>	<b>0</b>	




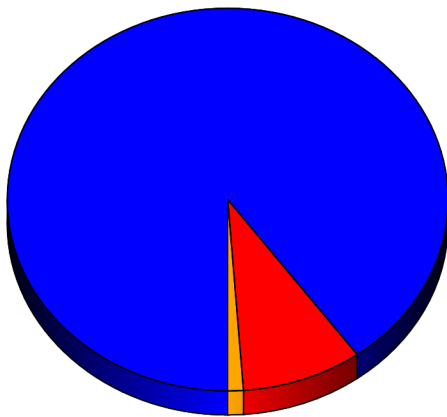
<b>FC-092g GRAVID</b>	<b>Larimer</b>	<b>Udall Natural Area</b>		
	06/11/2018	Aedes vexans	3	60 %
	06/11/2018	Culex pipiens	2	40 %
		<b>Trap Total</b>	<b>5</b>	



Trap #	Date	Species	Count	Percent
FC-093	LIGHT	Larimer	<b>Lopez Elementary School</b>	
	06/14/2018	Aedes (Oc.) dorsalis	1	2 %
	06/14/2018	Aedes vexans	38	76 %
	06/14/2018	Anopheles spp	1	2 %
	06/14/2018	Culex tarsalis	8	16 %
	06/14/2018	Culiseta inornata	2	4 %
<b>Trap Total</b>			<b>50</b>	



**Grand Total** **5,889**



TOTAL	%
<b>5,300</b>	<b>90 %</b>
1	0 %
521	9 %
67	1 %
0	0 %