



Adult Trap Data - Detail

Start Date: 09/11/2022 End Date: 09/15/2022

Fort Collins

Trap #		Date	Species	Count	Percent		
FC-001	CDC Light Trap	Larimer	Magic Carpet				
		09/12/2022	<i>Aedes dorsalis</i>	11	42.3%		<ul style="list-style-type: none"> ■ <i>Aedes-Oc</i> ■ <i>Anopheles</i> ■ <i>Culex</i> ■ <i>Culiseta</i> ■ <i>Other</i>
		09/12/2022	<i>Aedes vexans</i>	3	11.5%		
		09/12/2022	<i>Culex pipiens</i>	10	38.5%		
		09/12/2022	<i>Culex tarsalis</i>	2	7.7%		
			Total	26			

Trap #		Date	Species	Count	Percent		
FC-004	CDC Light Trap	Larimer	Big Horn				
		09/12/2022	<i>Aedes vexans</i>	5	5.0%		<ul style="list-style-type: none"> ■ <i>Aedes-Oc</i> ■ <i>Anopheles</i> ■ <i>Culex</i> ■ <i>Culiseta</i> ■ <i>Other</i>
		09/12/2022	<i>Culex pipiens</i>	90	90.0%		
		09/12/2022	<i>Culex tarsalis</i>	4	4.0%		
		09/12/2022	<i>Culiseta inornata</i>	1	1.0%		
			Total	100			

Trap #		Date	Species	Count	Percent		
FC-006	CDC Light Trap	Larimer	N. Linden				
		09/13/2022	<i>Aedes vexans</i>	12	57.1%		<ul style="list-style-type: none"> ■ <i>Aedes-Oc</i> ■ <i>Anopheles</i> ■ <i>Culex</i> ■ <i>Culiseta</i> ■ <i>Other</i>
		09/13/2022	<i>Culex pipiens</i>	8	38.1%		
		09/13/2022	<i>Culex tarsalis</i>	1	4.8%		
			Total	21			

Trap #		Date	Species	Count	Percent		
FC-011	CDC Light Trap	Larimer	Golden Current				


Trap #	Date	Species	Count	Percent		
	09/13/2022	<i>Aedes vexans</i>	9	42.9%		<ul style="list-style-type: none"> ■ <i>Aedes-Oc</i> ■ <i>Anopheles</i> ■ <i>Culex</i> ■ <i>Culiseta</i> ■ <i>Other</i>
	09/13/2022	<i>Culex pipiens</i>	11	52.4%		
	09/13/2022	<i>Culex tarsalis</i>	1	4.8%		
		Total	21			


FC-014	CDC Light Trap	Larimer	FC Visitor Center					
			09/13/2022	<i>Aedes dorsalis</i>	1	0.2%		<ul style="list-style-type: none"> ■ <i>Aedes-Oc</i> ■ <i>Anopheles</i> ■ <i>Culex</i> ■ <i>Culiseta</i> ■ <i>Other</i>
			09/13/2022	<i>Aedes melanimon</i>	4	0.7%		
			09/13/2022	<i>Aedes nigromaculis</i>	1	0.2%		
			09/13/2022	<i>Aedes vexans</i>	20	3.7%		
			09/13/2022	<i>Anopheles freeborni</i>	1	0.2%		
			09/13/2022	<i>Culex pipiens</i>	496	92.9%		
			09/13/2022	<i>Culex tarsalis</i>	9	1.7%		
			09/13/2022	<i>Culiseta inornata</i>	2	0.4%		
				Total	534			


FC-015	CDC Light Trap	Larimer	Stuart and Dorset					
			09/13/2022	<i>Aedes vexans</i>	3	33.3%		<ul style="list-style-type: none"> ■ <i>Aedes-Oc</i> ■ <i>Anopheles</i> ■ <i>Culex</i> ■ <i>Culiseta</i> ■ <i>Other</i>
			09/13/2022	<i>Culex pipiens</i>	1	11.1%		
			09/13/2022	<i>Culex tarsalis</i>	5	55.6%		
				Total	9			


FC-019	CDC Light Trap	Larimer	Edora Park					
			09/13/2022	<i>Aedes vexans</i>	8	14.3%		<ul style="list-style-type: none"> ■ <i>Aedes-Oc</i> ■ <i>Anopheles</i> ■ <i>Culex</i> ■ <i>Culiseta</i> ■ <i>Other</i>
			09/13/2022	<i>Culex pipiens</i>	43	76.8%		
			09/13/2022	<i>Culex tarsalis</i>	3	5.4%		
			09/13/2022	<i>Culiseta inornata</i>	2	3.6%		
				Total	56			


FC-023	CDC Light Trap	Larimer	Boltz			
--------	----------------	---------	-------	--	--	--

Trap #	Date	Species	Count	Percent		
	09/12/2022	<i>Aedes dorsalis</i>	2	12.5%		<ul style="list-style-type: none"> ■ <i>Aedes-Oc</i> ■ <i>Anopheles</i> ■ <i>Culex</i> ■ <i>Culiseta</i> ■ <i>Other</i>
	09/12/2022	<i>Aedes vexans</i>	1	6.3%		
	09/12/2022	<i>Culex pipiens</i>	11	68.8%		
	09/12/2022	<i>Culex tarsalis</i>	2	12.5%		
		Total	16			

FC-027	CDC Light Trap	Larimer	3001 San Luis					
			09/12/2022	<i>Aedes dorsalis</i>	1	1.3%		<ul style="list-style-type: none"> ■ <i>Aedes-Oc</i> ■ <i>Anopheles</i> ■ <i>Culex</i> ■ <i>Culiseta</i> ■ <i>Other</i>
			09/12/2022	<i>Aedes vexans</i>	3	3.8%		
			09/12/2022	<i>Culex pipiens</i>	73	91.3%		
			09/12/2022	<i>Culex tarsalis</i>	3	3.8%		
				Total	80			

FC-029	CDC Light Trap	Larimer	Ben's Park					
			09/12/2022	<i>Aedes dorsalis</i>	4	40.0%		<ul style="list-style-type: none"> ■ <i>Aedes-Oc</i> ■ <i>Anopheles</i> ■ <i>Culex</i> ■ <i>Culiseta</i> ■ <i>Other</i>
			09/12/2022	<i>Culex pipiens</i>	3	30.0%		
			09/12/2022	<i>Culex tarsalis</i>	3	30.0%		
				Total	10			

FC-029gr	Gravid Trap	Larimer	Ben's Park Gravid					
			09/12/2022	<i>Culex pipiens</i>	19	100.0%		<ul style="list-style-type: none"> ■ <i>Aedes-Oc</i> ■ <i>Anopheles</i> ■ <i>Culex</i> ■ <i>Culiseta</i> ■ <i>Other</i>
				Total	19			

FC-031	CDC Light Trap	Larimer	Willow Springs					
			09/12/2022	<i>Culex pipiens</i>	1	100.0%		<ul style="list-style-type: none"> ■ <i>Aedes-Oc</i> ■ <i>Anopheles</i> ■ <i>Culex</i> ■ <i>Culiseta</i> ■ <i>Other</i>
				Total	1			

FC-034	CDC Light Trap	Larimer	Country Club			
--------	----------------	---------	--------------	--	--	--

Trap #	Date	Species	Count	Percent		
	09/13/2022	<i>Aedes dorsalis</i>	2	2.1%		<ul style="list-style-type: none"> ■ <i>Aedes-Oc</i> ■ <i>Anopheles</i> ■ <i>Culex</i> ■ <i>Culiseta</i> ■ <i>Other</i>
	09/13/2022	<i>Aedes melanimon</i>	1	1.0%		
	09/13/2022	<i>Aedes vexans</i>	86	88.7%		
	09/13/2022	<i>Anopheles freeborni</i>	1	1.0%		
	09/13/2022	<i>Culex tarsalis</i>	7	7.2%		
		Total	97			

FC-036	CDC Light Trap	Larimer	Hemlock			
	09/13/2022	<i>Aedes dorsalis</i>	1	4.0%		<ul style="list-style-type: none"> ■ <i>Aedes-Oc</i> ■ <i>Anopheles</i> ■ <i>Culex</i> ■ <i>Culiseta</i> ■ <i>Other</i>
	09/13/2022	<i>Aedes vexans</i>	15	60.0%		
	09/13/2022	<i>Culex pipiens</i>	9	36.0%		
		Total	25			

FC-037	CDC Light Trap	Larimer	Chelsea Ridge			
	09/12/2022	<i>Aedes vexans</i>	4	12.5%		<ul style="list-style-type: none"> ■ <i>Aedes-Oc</i> ■ <i>Anopheles</i> ■ <i>Culex</i> ■ <i>Culiseta</i> ■ <i>Other</i>
	09/12/2022	<i>Culex pipiens</i>	4	12.5%		
	09/12/2022	<i>Culex tarsalis</i>	24	75.0%		
		Total	32			

FC-038	CDC Light Trap	Larimer	Lochside Lane			
	09/13/2022	<i>Aedes vexans</i>	19	34.5%		<ul style="list-style-type: none"> ■ <i>Aedes-Oc</i> ■ <i>Anopheles</i> ■ <i>Culex</i> ■ <i>Culiseta</i> ■ <i>Other</i>
	09/13/2022	<i>Culex pipiens</i>	30	54.5%		
	09/13/2022	<i>Culex tarsalis</i>	6	10.9%		
		Total	55			

FC-039	CDC Light Trap	Larimer	Fossil Creek South			
--------	----------------	---------	--------------------	--	--	--

Trap #	Date	Species	Count	Percent		
	09/12/2022	<i>Aedes dorsalis</i>	17	58.6%		<ul style="list-style-type: none"> ■ <i>Aedes-Oc</i> ■ <i>Anopheles</i> ■ <i>Culex</i> ■ <i>Culiseta</i> ■ <i>Other</i>
	09/12/2022	<i>Aedes vexans</i>	4	13.8%		
	09/12/2022	<i>Culex pipiens</i>	5	17.2%		
	09/12/2022	<i>Culex tarsalis</i>	2	6.9%		
	09/12/2022	<i>Culiseta inornata</i>	1	3.4%		
		Total	29			

FC-040	CDC Light Trap	Larimer	Redwood				
		09/13/2022	<i>Aedes dorsalis</i>	4	4.8%		<ul style="list-style-type: none"> ■ <i>Aedes-Oc</i> ■ <i>Anopheles</i> ■ <i>Culex</i> ■ <i>Culiseta</i> ■ <i>Other</i>
		09/13/2022	<i>Aedes vexans</i>	16	19.3%		
		09/13/2022	<i>Culex pipiens</i>	61	73.5%		
		09/13/2022	<i>Culex tarsalis</i>	2	2.4%		
			Total	83			

FC-040gr	Gravid Trap	Larimer	Redwood Gravid				
		09/13/2022	<i>Aedes vexans</i>	1	1.4%		<ul style="list-style-type: none"> ■ <i>Aedes-Oc</i> ■ <i>Anopheles</i> ■ <i>Culex</i> ■ <i>Culiseta</i> ■ <i>Other</i>
		09/13/2022	<i>Culex pipiens</i>	68	98.6%		
			Total	69			

FC-041	CDC Light Trap	Larimer	Fishback				
		09/13/2022	<i>Aedes vexans</i>	13	65.0%		<ul style="list-style-type: none"> ■ <i>Aedes-Oc</i> ■ <i>Anopheles</i> ■ <i>Culex</i> ■ <i>Culiseta</i> ■ <i>Other</i>
		09/13/2022	<i>Anopheles freeborni</i>	1	5.0%		
		09/13/2022	<i>Culex pipiens</i>	4	20.0%		
		09/13/2022	<i>Culex tarsalis</i>	2	10.0%		
			Total	20			

FC-046	CDC Light Trap	Larimer	Westshore Ct			
--------	----------------	---------	--------------	--	--	--

Trap #	Date	Species	Count	Percent		
	09/12/2022	<i>Aedes vexans</i>	4	15.4%		<ul style="list-style-type: none"> ■ <i>Aedes-Oc</i> ■ <i>Anopheles</i> ■ <i>Culex</i> ■ <i>Culiseta</i> ■ <i>Other</i>
	09/12/2022	<i>Culex pipiens</i>	13	50.0%		
	09/12/2022	<i>Culex tarsalis</i>	9	34.6%		
		Total	26			

FC-047	CDC Light Trap	Larimer	Keeneland And Twin Oak					
			09/12/2022	<i>Culex pipiens</i>	2	66.7%		<ul style="list-style-type: none"> ■ <i>Aedes-Oc</i> ■ <i>Anopheles</i> ■ <i>Culex</i> ■ <i>Culiseta</i> ■ <i>Other</i>
			09/12/2022	<i>Culex tarsalis</i>	1	33.3%		
				Total	3			

FC-049	CDC Light Trap	Larimer	Casa Grande and Downing					
			09/13/2022	<i>Aedes vexans</i>	1	33.3%		<ul style="list-style-type: none"> ■ <i>Aedes-Oc</i> ■ <i>Anopheles</i> ■ <i>Culex</i> ■ <i>Culiseta</i> ■ <i>Other</i>
			09/13/2022	<i>Culex tarsalis</i>	2	66.7%		
				Total	3			

FC-050	CDC Light Trap	Larimer	Golden Meadows Ditch					
			09/12/2022	<i>Aedes vexans</i>	2	2.0%		<ul style="list-style-type: none"> ■ <i>Aedes-Oc</i> ■ <i>Anopheles</i> ■ <i>Culex</i> ■ <i>Culiseta</i> ■ <i>Other</i>
			09/12/2022	<i>Culex pipiens</i>	93	94.9%		
			09/12/2022	<i>Culex tarsalis</i>	2	2.0%		
			09/12/2022	<i>Culiseta inornata</i>	1	1.0%		
				Total	98			

FC-052	CDC Light Trap	Larimer	603 Gilgalad Way					
			09/13/2022	<i>Aedes vexans</i>	9	81.8%		<ul style="list-style-type: none"> ■ <i>Aedes-Oc</i> ■ <i>Anopheles</i> ■ <i>Culex</i> ■ <i>Culiseta</i> ■ <i>Other</i>
			09/13/2022	<i>Culex pipiens</i>	1	9.1%		
			09/13/2022	<i>Culex tarsalis</i>	1	9.1%		
				Total	11			

FC-053	CDC Light Trap	Larimer	Egret and Rookery
--------	----------------	---------	-------------------

Trap #	Date	Species	Count	Percent		
	09/12/2022	<i>Aedes vexans</i>	1	25.0%		<ul style="list-style-type: none"> ■ <i>Aedes-Oc</i> ■ <i>Anopheles</i> ■ <i>Culex</i> ■ <i>Culiseta</i> ■ <i>Other</i>
	09/12/2022	<i>Culex pipiens</i>	3	75.0%		
		Total	4			

FC-054	CDC Light Trap	Larimer	737 Parliament			
	09/12/2022	<i>Aedes dorsalis</i>	9	81.8%		<ul style="list-style-type: none"> ■ <i>Aedes-Oc</i> ■ <i>Anopheles</i> ■ <i>Culex</i> ■ <i>Culiseta</i> ■ <i>Other</i>
	09/12/2022	<i>Aedes vexans</i>	1	9.1%		
	09/12/2022	<i>Culex pipiens</i>	1	9.1%		
		Total	11			






FC-057	CDC Light Trap	Larimer	Registry Ridge			
	09/12/2022	<i>Aedes dorsalis</i>	1	10.0%		<ul style="list-style-type: none"> ■ <i>Aedes-Oc</i> ■ <i>Anopheles</i> ■ <i>Culex</i> ■ <i>Culiseta</i> ■ <i>Other</i>
	09/12/2022	<i>Culex tarsalis</i>	8	80.0%		
	09/12/2022	<i>Culiseta inornata</i>	1	10.0%		
		Total	10			

FC-058	CDC Light Trap	Larimer	Spring Creek Trail-- Michener Dr			
	09/13/2022	<i>Trap Malfunction</i>	0	NaN%		<ul style="list-style-type: none"> ■ <i>Aedes-Oc</i> ■ <i>Anopheles</i> ■ <i>Culex</i> ■ <i>Culiseta</i> ■ <i>Other</i>
		Total	0			

FC-059	CDC Light Trap	Larimer	Springwood and Lochwood			
	09/12/2022	<i>Aedes vexans</i>	1	1.2%		<ul style="list-style-type: none"> ■ <i>Aedes-Oc</i> ■ <i>Anopheles</i> ■ <i>Culex</i> ■ <i>Culiseta</i> ■ <i>Other</i>
	09/12/2022	<i>Culex pipiens</i>	80	93.0%		
	09/12/2022	<i>Culex tarsalis</i>	4	4.7%		
	09/12/2022	<i>Culiseta inornata</i>	1	1.2%		
		Total	86			

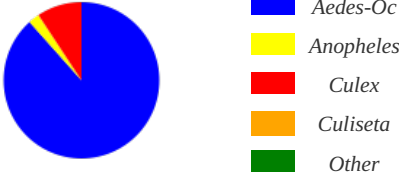
FC-060	CDC Light Trap	Larimer	808 Ponderosa			

Trap #	Date	Species	Count	Percent		
	09/13/2022	<i>Culex pipiens</i>	2	100.0%		<ul style="list-style-type: none"> ■ <i>Aedes-Oc</i> ■ <i>Anopheles</i> ■ <i>Culex</i> ■ <i>Culiseta</i> ■ <i>Other</i>
		Total	2			
FC-061	CDC Light Trap	Larimer	Holley Plant Research Center			
	09/13/2022	<i>Aedes vexans</i>	9	90.0%		<ul style="list-style-type: none"> ■ <i>Aedes-Oc</i> ■ <i>Anopheles</i> ■ <i>Culex</i> ■ <i>Culiseta</i> ■ <i>Other</i>
	09/13/2022	<i>Culex pipiens</i>	1	10.0%		
		Total	10			
FC-062	CDC Light Trap	Larimer	Water's Edge at Blue Mesa			
	09/12/2022	<i>Aedes vexans</i>	1	12.5%		<ul style="list-style-type: none"> ■ <i>Aedes-Oc</i> ■ <i>Anopheles</i> ■ <i>Culex</i> ■ <i>Culiseta</i> ■ <i>Other</i>
	09/12/2022	<i>Culex pipiens</i>	4	50.0%		
	09/12/2022	<i>Culex tarsalis</i>	3	37.5%		
		Total	8			
FC-063	CDC Light Trap	Larimer	Red Fox Meadows			
	09/13/2022	<i>Aedes vexans</i>	9	90.0%		<ul style="list-style-type: none"> ■ <i>Aedes-Oc</i> ■ <i>Anopheles</i> ■ <i>Culex</i> ■ <i>Culiseta</i> ■ <i>Other</i>
	09/13/2022	<i>Culex pipiens</i>	1	10.0%		
		Total	10			
FC-063gr	Gravid Trap	Larimer	Red Fox Meadows Gravid			
	09/13/2022	<i>Culex pipiens</i>	4	100.0%		<ul style="list-style-type: none"> ■ <i>Aedes-Oc</i> ■ <i>Anopheles</i> ■ <i>Culex</i> ■ <i>Culiseta</i> ■ <i>Other</i>
		Total	4			
FC-064	CDC Light Trap	Larimer	West Chase			


Trap #	Date	Species	Count	Percent		
	09/12/2022	<i>Culex pipiens</i>	2	66.7%		<ul style="list-style-type: none"> ■ <i>Aedes-Oc</i> ■ <i>Anopheles</i> ■ <i>Culex</i> ■ <i>Culiseta</i> ■ <i>Other</i>
	09/12/2022	<i>Culex tarsalis</i>	1	33.3%		
		Total	3			
FC-066	CDC Light Trap	Larimer	Prospect Ponds			
	09/13/2022	<i>Aedes vexans</i>	194	28.6%		<ul style="list-style-type: none"> ■ <i>Aedes-Oc</i> ■ <i>Anopheles</i> ■ <i>Culex</i> ■ <i>Culiseta</i> ■ <i>Other</i>
	09/13/2022	<i>Anopheles freeborni</i>	5	0.7%		
	09/13/2022	<i>Culex pipiens</i>	476	70.1%		
	09/13/2022	<i>Culex tarsalis</i>	3	0.4%		
	09/13/2022	<i>Culiseta inornata</i>	1	0.1%		
		Total	679			
FC-066gr	Gravid Trap	Larimer	Prospect Ponds Gravid			
	09/13/2022	<i>Culex pipiens</i>	8	88.9%		<ul style="list-style-type: none"> ■ <i>Aedes-Oc</i> ■ <i>Anopheles</i> ■ <i>Culex</i> ■ <i>Culiseta</i> ■ <i>Other</i>
	09/13/2022	<i>Culex tarsalis</i>	1	11.1%		
		Total	9			
FC-067	CDC Light Trap	Larimer	Poudre River Trail			
	09/13/2022	<i>Aedes dorsalis</i>	1	1.0%		<ul style="list-style-type: none"> ■ <i>Aedes-Oc</i> ■ <i>Anopheles</i> ■ <i>Culex</i> ■ <i>Culiseta</i> ■ <i>Other</i>
	09/13/2022	<i>Aedes vexans</i>	55	55.0%		
	09/13/2022	<i>Culex pipiens</i>	35	35.0%		
	09/13/2022	<i>Culex tarsalis</i>	8	8.0%		
	09/13/2022	<i>Culiseta inornata</i>	1	1.0%		
		Total	100			
FC-068	CDC Light Trap	Larimer	5029 Crest Dr			
	09/12/2022	<i>Anopheles freeborni</i>	3	37.5%		<ul style="list-style-type: none"> ■ <i>Aedes-Oc</i> ■ <i>Anopheles</i> ■ <i>Culex</i> ■ <i>Culiseta</i> ■ <i>Other</i>
	09/12/2022	<i>Culex pipiens</i>	2	25.0%		
	09/12/2022	<i>Culex tarsalis</i>	3	37.5%		
		Total	8			

Trap #	Date	Species	Count	Percent
--------	------	---------	-------	---------

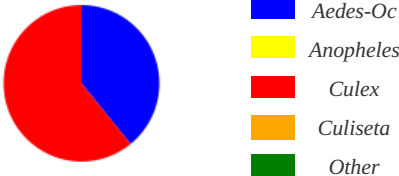
FC-069	CDC Light Trap	Larimer	Linden Lake Rd		
		09/13/2022	<i>Aedes melanimon</i>	2	4.7%
		09/13/2022	<i>Aedes vexans</i>	36	83.7%
		09/13/2022	<i>Anopheles freeborni</i>	1	2.3%
		09/13/2022	<i>Culex pipiens</i>	1	2.3%
		09/13/2022	<i>Culex tarsalis</i>	3	7.0%
			Total	43	



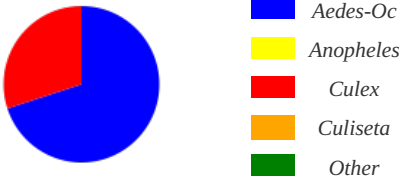
FC-071	CDC Light Trap	Larimer	Silvergate Rd		
		09/12/2022	<i>Culex pipiens</i>	1	50.0%
		09/12/2022	<i>Culex tarsalis</i>	1	50.0%
			Total	2	




FC-072	CDC Light Trap	Larimer	422 Lake Dr		
		09/13/2022	<i>Aedes vexans</i>	9	39.1%
		09/13/2022	<i>Culex pipiens</i>	7	30.4%
		09/13/2022	<i>Culex tarsalis</i>	7	30.4%
			Total	23	





FC-073	CDC Light Trap	Larimer	118 S Grant		
		09/13/2022	<i>Aedes vexans</i>	7	70.0%
		09/13/2022	<i>Culex pipiens</i>	3	30.0%
			Total	10	





FC-074	CDC Light Trap	Larimer	Rock Creek		
--------	----------------	---------	------------	--	--

Trap #	Date	Species	Count	Percent		
	09/12/2022	<i>Aedes dorsalis</i>	5	5.8%		<ul style="list-style-type: none"> ■ <i>Aedes-Oc</i> ■ <i>Anopheles</i> ■ <i>Culex</i> ■ <i>Culiseta</i> ■ <i>Other</i>
	09/12/2022	<i>Aedes vexans</i>	55	64.0%		
	09/12/2022	<i>Anopheles freeborni</i>	1	1.2%		
	09/12/2022	<i>Culex pipiens</i>	17	19.8%		
	09/12/2022	<i>Culex tarsalis</i>	8	9.3%		
		Total	86			

FC-075	CDC Light Trap	Larimer	Sage Creek North					
				09/12/2022	<i>Aedes vexans</i>	4 80.0%		<ul style="list-style-type: none"> ■ <i>Aedes-Oc</i> ■ <i>Anopheles</i> ■ <i>Culex</i> ■ <i>Culiseta</i> ■ <i>Other</i>
				09/12/2022	<i>Culex pipiens</i>	1 20.0%		
					Total	5		

FC-075gr	Gravid Trap	Larimer	Sage Creek North Gravid					
				09/12/2022	<i>Culex pipiens</i>	2 100.0%		<ul style="list-style-type: none"> ■ <i>Aedes-Oc</i> ■ <i>Anopheles</i> ■ <i>Culex</i> ■ <i>Culiseta</i> ■ <i>Other</i>
					Total	2		

FC-088gr	Gravid Trap	Larimer	English Ranch Park Gravid					
				09/12/2022	<i>Anopheles freeborni</i>	1 5.3%		<ul style="list-style-type: none"> ■ <i>Aedes-Oc</i> ■ <i>Anopheles</i> ■ <i>Culex</i> ■ <i>Culiseta</i> ■ <i>Other</i>
				09/12/2022	<i>Culex pipiens</i>	18 94.7%		
					Total	19		

FC-089gr	Gravid Trap	Larimer	Kunz Ct. and Brook Dr. Gravid					
				09/12/2022	<i>Culex pipiens</i>	26 100.0%		<ul style="list-style-type: none"> ■ <i>Aedes-Oc</i> ■ <i>Anopheles</i> ■ <i>Culex</i> ■ <i>Culiseta</i> ■ <i>Other</i>
					Total	26		

FC-090gr	Gravid Trap	Larimer	Mountain Grandview Cemetery Gravid			

Trap #	Date	Species	Count	Percent
--------	------	---------	-------	---------

09/13/2022	<i>Culex pipiens</i>	2	100.0%
Total		2	



- *Aedes-Oc*
- *Anopheles*
- *Culex*
- *Culiseta*
- *Other*

FC-091gr	Gravid Trap	Larimer	PVH Gravid
----------	-------------	---------	------------

09/13/2022	<i>Culex pipiens</i>	4	80.0%
09/13/2022	<i>Culex tarsalis</i>	1	20.0%
Total		5	



- *Aedes-Oc*
- *Anopheles*
- *Culex*
- *Culiseta*
- *Other*

FC-092gr	Gravid Trap	Larimer	Udall Natural Gravid
----------	-------------	---------	----------------------

09/13/2022	<i>Culex pipiens</i>	41	100.0%
Total		41	



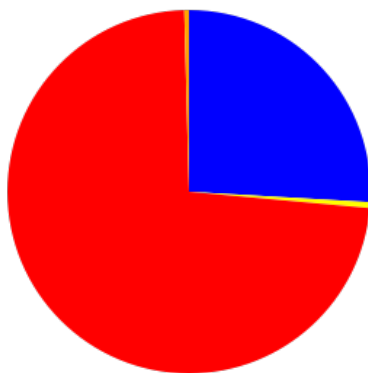
- *Aedes-Oc*
- *Anopheles*
- *Culex*
- *Culiseta*
- *Other*

FC-093	CDC Light Trap	Larimer	Lopez Elementary
--------	----------------	---------	------------------

09/12/2022	<i>Aedes vexans</i>	1	33.3%
09/12/2022	<i>Culex pipiens</i>	2	66.7%
Total		3	



- *Aedes-Oc*
- *Anopheles*
- *Culex*
- *Culiseta*
- *Other*



	TOTAL	%
■ <i>Aedes-Oc</i>	688	25.9%
■ <i>Anopheles</i>	14	0.5%
■ <i>Culex</i>	1,942	73.1%
■ <i>Culiseta</i>	11	0.4%
■ <i>Other</i>	0	0.0%