



Adult Trap Data - Detail

Start Date: 09/04/2022 End Date: 09/08/2022

Fort Collins

Trap #		Date	Species	Count	Percent		
--------	--	------	---------	-------	---------	--	--

FC-001	CDC Light Trap	Larimer	Magic Carpet				
		09/07/2022	<i>Aedes vexans</i>	2	33.3%		<ul style="list-style-type: none"> ■ <i>Aedes-Oc</i> ■ <i>Anopheles</i> ■ <i>Culex</i> ■ <i>Culiseta</i> ■ <i>Other</i>
		09/07/2022	<i>Culex pipiens</i>	2	33.3%		
		09/07/2022	<i>Culex tarsalis</i>	2	33.3%		
		Total		6			

Trap #		Date	Species	Count	Percent		
--------	--	------	---------	-------	---------	--	--

FC-004	CDC Light Trap	Larimer	Big Horn				
		09/07/2022	<i>Aedes dorsalis</i>	2	1.9%		<ul style="list-style-type: none"> ■ <i>Aedes-Oc</i> ■ <i>Anopheles</i> ■ <i>Culex</i> ■ <i>Culiseta</i> ■ <i>Other</i>
		09/07/2022	<i>Aedes vexans</i>	14	13.1%		
		09/07/2022	<i>Culex pipiens</i>	88	82.2%		
		09/07/2022	<i>Culex tarsalis</i>	2	1.9%		
		09/07/2022	<i>Culiseta inornata</i>	1	0.9%		
		Total		107			

Trap #		Date	Species	Count	Percent		
--------	--	------	---------	-------	---------	--	--

FC-006	CDC Light Trap	Larimer	N. Linden				
		09/06/2022	<i>Aedes dorsalis</i>	2	9.1%		<ul style="list-style-type: none"> ■ <i>Aedes-Oc</i> ■ <i>Anopheles</i> ■ <i>Culex</i> ■ <i>Culiseta</i> ■ <i>Other</i>
		09/06/2022	<i>Aedes vexans</i>	7	31.8%		
		09/06/2022	<i>Culex pipiens</i>	6	27.3%		
		09/06/2022	<i>Culex tarsalis</i>	6	27.3%		
		09/06/2022	<i>Culiseta inornata</i>	1	4.5%		
		Total		22			

Trap #		Date	Species	Count	Percent		
--------	--	------	---------	-------	---------	--	--

FC-011	CDC Light Trap	Larimer	Golden Current				
--------	----------------	---------	----------------	--	--	--	--


Trap #	Date	Species	Count	Percent		
	09/06/2022	<i>Aedes vexans</i>	4	20.0%		■ <i>Aedes-Oc</i> ■ <i>Anopheles</i> ■ <i>Culex</i> ■ <i>Culiseta</i> ■ <i>Other</i>
	09/06/2022	<i>Culex pipiens</i>	12	60.0%		
	09/06/2022	<i>Culex tarsalis</i>	2	10.0%		
	09/06/2022	<i>Culiseta inornata</i>	2	10.0%		
		Total	20			


FC-015	CDC Light Trap	Larimer	Stuart and Dorset					
			09/06/2022	<i>Aedes dorsalis</i>	1	25.0%		■ <i>Aedes-Oc</i> ■ <i>Anopheles</i> ■ <i>Culex</i> ■ <i>Culiseta</i> ■ <i>Other</i>
			09/06/2022	<i>Aedes vexans</i>	1	25.0%		
			09/06/2022	<i>Culex pipiens</i>	1	25.0%		
			09/06/2022	<i>Culex tarsalis</i>	1	25.0%		
				Total	4			


FC-019	CDC Light Trap	Larimer	Edora Park					
			09/06/2022	<i>Aedes vexans</i>	13	28.9%		■ <i>Aedes-Oc</i> ■ <i>Anopheles</i> ■ <i>Culex</i> ■ <i>Culiseta</i> ■ <i>Other</i>
			09/06/2022	<i>Culex pipiens</i>	22	48.9%		
			09/06/2022	<i>Culex tarsalis</i>	8	17.8%		
			09/06/2022	<i>Culiseta inornata</i>	2	4.4%		
				Total	45			


FC-023	CDC Light Trap	Larimer	Boltz					
			09/07/2022	<i>Aedes vexans</i>	2	50.0%		■ <i>Aedes-Oc</i> ■ <i>Anopheles</i> ■ <i>Culex</i> ■ <i>Culiseta</i> ■ <i>Other</i>
			09/07/2022	<i>Culex pipiens</i>	1	25.0%		
			09/07/2022	<i>Culex tarsalis</i>	1	25.0%		
				Total	4			


FC-027	CDC Light Trap	Larimer	3001 San Luis
--------	----------------	---------	---------------

Trap #	Date	Species	Count	Percent		
	09/07/2022	<i>Aedes vexans</i>	82	54.3%		<ul style="list-style-type: none"> ■ <i>Aedes-Oc</i> ■ <i>Anopheles</i> ■ <i>Culex</i> ■ <i>Culiseta</i> ■ <i>Other</i>
	09/07/2022	<i>Anopheles freeborni</i>	2	1.3%		
	09/07/2022	<i>Culex pipiens</i>	60	39.7%		
	09/07/2022	<i>Culex tarsalis</i>	4	2.6%		
	09/07/2022	<i>Culiseta inornata</i>	3	2.0%		
		Total	151			

FC-029	CDC Light Trap	Larimer	Ben's Park				
		09/07/2022	<i>Aedes vexans</i>	5	21.7%		<ul style="list-style-type: none"> ■ <i>Aedes-Oc</i> ■ <i>Anopheles</i> ■ <i>Culex</i> ■ <i>Culiseta</i> ■ <i>Other</i>
		09/07/2022	<i>Culex pipiens</i>	12	52.2%		
		09/07/2022	<i>Culex tarsalis</i>	6	26.1%		
			Total	23			


FC-029gr	Gravid Trap	Larimer	Ben's Park Gravid				
		09/07/2022	<i>Culex pipiens</i>	33	97.1%		<ul style="list-style-type: none"> ■ <i>Aedes-Oc</i> ■ <i>Anopheles</i> ■ <i>Culex</i> ■ <i>Culiseta</i> ■ <i>Other</i>
		09/07/2022	<i>Culex tarsalis</i>	1	2.9%		
			Total	34			

FC-031	CDC Light Trap	Larimer	Willow Springs				
		09/07/2022	<i>Aedes dorsalis</i>	1	10.0%		<ul style="list-style-type: none"> ■ <i>Aedes-Oc</i> ■ <i>Anopheles</i> ■ <i>Culex</i> ■ <i>Culiseta</i> ■ <i>Other</i>
		09/07/2022	<i>Aedes vexans</i>	1	10.0%		
		09/07/2022	<i>Culex pipiens</i>	3	30.0%		
		09/07/2022	<i>Culex tarsalis</i>	5	50.0%		
			Total	10			

FC-034	CDC Light Trap	Larimer	Country Club				
		09/06/2022	<i>Aedes dorsalis</i>	2	5.4%		<ul style="list-style-type: none"> ■ <i>Aedes-Oc</i> ■ <i>Anopheles</i> ■ <i>Culex</i> ■ <i>Culiseta</i> ■ <i>Other</i>
		09/06/2022	<i>Aedes vexans</i>	20	54.1%		
		09/06/2022	<i>Anopheles freeborni</i>	1	2.7%		
		09/06/2022	<i>Culex pipiens</i>	3	8.1%		
		09/06/2022	<i>Culex tarsalis</i>	11	29.7%		
			Total	37			


Trap #	Date	Species	Count	Percent
--------	------	---------	-------	---------

FC-036	CDC Light Trap	Larimer	Hemlock		
		09/06/2022	<i>Aedes vexans</i>	1	33.3%
		09/06/2022	<i>Culex pipiens</i>	2	66.7%
			Total	3	




- *Aedes-Oc*
- *Anopheles*
- *Culex*
- *Culiseta*
- *Other*

FC-037	CDC Light Trap	Larimer	Chelsea Ridge		
		09/07/2022	<i>Aedes vexans</i>	3	20.0%
		09/07/2022	<i>Culex pipiens</i>	2	13.3%
		09/07/2022	<i>Culex tarsalis</i>	10	66.7%
			Total	15	




- *Aedes-Oc*
- *Anopheles*
- *Culex*
- *Culiseta*
- *Other*

FC-038	CDC Light Trap	Larimer	Lochside Lane		
		09/06/2022	<i>Aedes melanimon</i>	7	4.5%
		09/06/2022	<i>Aedes vexans</i>	81	51.6%
		09/06/2022	<i>Anopheles freeborni</i>	2	1.3%
		09/06/2022	<i>Culex pipiens</i>	43	27.4%
		09/06/2022	<i>Culex tarsalis</i>	24	15.3%
			Total	157	



- *Aedes-Oc*
- *Anopheles*
- *Culex*
- *Culiseta*
- *Other*

FC-039	CDC Light Trap	Larimer	Fossil Creek South		
		09/07/2022	<i>Aedes dorsalis</i>	22	68.8%
		09/07/2022	<i>Aedes vexans</i>	2	6.3%
		09/07/2022	<i>Culex pipiens</i>	2	6.3%
		09/07/2022	<i>Culex tarsalis</i>	6	18.8%
			Total	32	



- *Aedes-Oc*
- *Anopheles*
- *Culex*
- *Culiseta*
- *Other*

FC-040	CDC Light Trap	Larimer	Redwood		
--------	----------------	---------	---------	--	--

Trap #	Date	Species	Count	Percent		
	09/06/2022	<i>Aedes dorsalis</i>	8	14.5%		<ul style="list-style-type: none"> ■ <i>Aedes-Oc</i> ■ <i>Anopheles</i> ■ <i>Culex</i> ■ <i>Culiseta</i> ■ <i>Other</i>
	09/06/2022	<i>Aedes vexans</i>	19	34.5%		
	09/06/2022	<i>Anopheles freeborni</i>	1	1.8%		
	09/06/2022	<i>Culex pipiens</i>	21	38.2%		
	09/06/2022	<i>Culex tarsalis</i>	6	10.9%		
		Total	55			





FC-040gr	Gravid Trap	Larimer	Redwood Gravid					
			09/06/2022	<i>Culex pipiens</i>	39	100.0%		<ul style="list-style-type: none"> ■ <i>Aedes-Oc</i> ■ <i>Anopheles</i> ■ <i>Culex</i> ■ <i>Culiseta</i> ■ <i>Other</i>
				Total	39			

FC-041	CDC Light Trap	Larimer	Fishback					
			09/06/2022	<i>Aedes vexans</i>	10	58.8%		<ul style="list-style-type: none"> ■ <i>Aedes-Oc</i> ■ <i>Anopheles</i> ■ <i>Culex</i> ■ <i>Culiseta</i> ■ <i>Other</i>
			09/06/2022	<i>Culex pipiens</i>	4	23.5%		
			09/06/2022	<i>Culex tarsalis</i>	3	17.6%		
				Total	17			

FC-046	CDC Light Trap	Larimer	Westshore Ct					
			09/07/2022	<i>Culex pipiens</i>	5	62.5%		<ul style="list-style-type: none"> ■ <i>Aedes-Oc</i> ■ <i>Anopheles</i> ■ <i>Culex</i> ■ <i>Culiseta</i> ■ <i>Other</i>
			09/07/2022	<i>Culex tarsalis</i>	3	37.5%		
				Total	8			

FC-047	CDC Light Trap	Larimer	Keeneland And Twin Oak					
			09/07/2022	<i>Culex pipiens</i>	1	50.0%		<ul style="list-style-type: none"> ■ <i>Aedes-Oc</i> ■ <i>Anopheles</i> ■ <i>Culex</i> ■ <i>Culiseta</i> ■ <i>Other</i>
			09/07/2022	<i>Culex tarsalis</i>	1	50.0%		
				Total	2			

FC-049	CDC Light Trap	Larimer	Casa Grande and Downing			

Trap #	Date	Species	Count	Percent		
	09/07/2022	<i>Aedes vexans</i>	1	100.0%		<ul style="list-style-type: none"> ■ <i>Aedes-Oc</i> ■ <i>Anopheles</i> ■ <i>Culex</i> ■ <i>Culiseta</i> ■ <i>Other</i>
		Total	1			
FC-050	CDC Light Trap	Larimer	Golden Meadows Ditch			
	09/07/2022	<i>Aedes vexans</i>	1	2.0%		<ul style="list-style-type: none"> ■ <i>Aedes-Oc</i> ■ <i>Anopheles</i> ■ <i>Culex</i> ■ <i>Culiseta</i> ■ <i>Other</i>
	09/07/2022	<i>Culex pipiens</i>	49	96.1%		
	09/07/2022	<i>Culex tarsalis</i>	1	2.0%		
		Total	51			
FC-052	CDC Light Trap	Larimer	603 Gilgalad Way			
	09/06/2022	<i>Aedes vexans</i>	5	50.0%		<ul style="list-style-type: none"> ■ <i>Aedes-Oc</i> ■ <i>Anopheles</i> ■ <i>Culex</i> ■ <i>Culiseta</i> ■ <i>Other</i>
	09/06/2022	<i>Culex pipiens</i>	1	10.0%		
	09/06/2022	<i>Culex tarsalis</i>	4	40.0%		
		Total	10			
FC-053	CDC Light Trap	Larimer	Egret and Rookery			
	09/07/2022	<i>Aedes dorsalis</i>	1	5.6%		<ul style="list-style-type: none"> ■ <i>Aedes-Oc</i> ■ <i>Anopheles</i> ■ <i>Culex</i> ■ <i>Culiseta</i> ■ <i>Other</i>
	09/07/2022	<i>Aedes vexans</i>	3	16.7%		
	09/07/2022	<i>Culex pipiens</i>	7	38.9%		
	09/07/2022	<i>Culex tarsalis</i>	7	38.9%		
		Total	18			
FC-054	CDC Light Trap	Larimer	737 Parliament			

Trap #	Date	Species	Count	Percent		
	09/07/2022	<i>Aedes vexans</i>	4	44.4%		<ul style="list-style-type: none"> ■ <i>Aedes-Oc</i> ■ <i>Anopheles</i> ■ <i>Culex</i> ■ <i>Culiseta</i> ■ <i>Other</i>
	09/07/2022	<i>Culex pipiens</i>	3	33.3%		
	09/07/2022	<i>Culex tarsalis</i>	2	22.2%		
		Total	9			

FC-057	CDC Light Trap	Larimer	Registry Ridge					
				09/07/2022	<i>Aedes vexans</i>	2 50.0%		<ul style="list-style-type: none"> ■ <i>Aedes-Oc</i> ■ <i>Anopheles</i> ■ <i>Culex</i> ■ <i>Culiseta</i> ■ <i>Other</i>
				09/07/2022	<i>Culex pipiens</i>	1 25.0%		
				09/07/2022	<i>Culex tarsalis</i>	1 25.0%		
					Total	4		

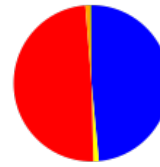
FC-058	CDC Light Trap	Larimer	Spring Creek Trail-- Michener Dr					
				09/06/2022	<i>Aedes vexans</i>	3 33.3%		<ul style="list-style-type: none"> ■ <i>Aedes-Oc</i> ■ <i>Anopheles</i> ■ <i>Culex</i> ■ <i>Culiseta</i> ■ <i>Other</i>
				09/06/2022	<i>Culex pipiens</i>	2 22.2%		
				09/06/2022	<i>Culex tarsalis</i>	2 22.2%		
				09/06/2022	<i>Culiseta inornata</i>	2 22.2%		
					Total	9		

FC-059	CDC Light Trap	Larimer	Springwood and Lochwood					
				09/07/2022	<i>Aedes vexans</i>	2 8.3%		<ul style="list-style-type: none"> ■ <i>Aedes-Oc</i> ■ <i>Anopheles</i> ■ <i>Culex</i> ■ <i>Culiseta</i> ■ <i>Other</i>
				09/07/2022	<i>Culex pipiens</i>	19 79.2%		
				09/07/2022	<i>Culex tarsalis</i>	3 12.5%		
					Total	24		

FC-060	CDC Light Trap	Larimer	808 Ponderosa					
				09/06/2022	<i>Aedes vexans</i>	3 60.0%		<ul style="list-style-type: none"> ■ <i>Aedes-Oc</i> ■ <i>Anopheles</i> ■ <i>Culex</i> ■ <i>Culiseta</i> ■ <i>Other</i>
				09/06/2022	<i>Culex pipiens</i>	2 40.0%		
					Total	5		

Trap #	Date	Species	Count	Percent			
FC-061	CDC Light Trap	Larimer Holley Plant Research Center					
		09/06/2022	<i>Aedes vexans</i>	13	59.1%		<ul style="list-style-type: none"> ■ <i>Aedes-Oc</i> ■ <i>Anopheles</i> ■ <i>Culex</i> ■ <i>Culiseta</i> ■ <i>Other</i>
		09/06/2022	<i>Culex pipiens</i>	2	9.1%		
		09/06/2022	<i>Culex tarsalis</i>	6	27.3%		
		09/06/2022	<i>Culiseta inornata</i>	1	4.5%		
	Total		22				
FC-062	CDC Light Trap	Larimer Water's Edge at Blue Mesa					
		09/07/2022	<i>Culex tarsalis</i>	2	100.0%		<ul style="list-style-type: none"> ■ <i>Aedes-Oc</i> ■ <i>Anopheles</i> ■ <i>Culex</i> ■ <i>Culiseta</i> ■ <i>Other</i>
			Total		2		
FC-063	CDC Light Trap	Larimer Red Fox Meadows					
		09/06/2022	<i>Aedes vexans</i>	11	91.7%		<ul style="list-style-type: none"> ■ <i>Aedes-Oc</i> ■ <i>Anopheles</i> ■ <i>Culex</i> ■ <i>Culiseta</i> ■ <i>Other</i>
		09/06/2022	<i>Culex tarsalis</i>	1	8.3%		
			Total		12		
FC-063gr	Gravid Trap	Larimer Red Fox Meadows Gravid					
		09/06/2022	<i>Culex pipiens</i>	10	100.0%		<ul style="list-style-type: none"> ■ <i>Aedes-Oc</i> ■ <i>Anopheles</i> ■ <i>Culex</i> ■ <i>Culiseta</i> ■ <i>Other</i>
			Total		10		
FC-064	CDC Light Trap	Larimer West Chase					
		09/07/2022	<i>Culex pipiens</i>	1	20.0%		<ul style="list-style-type: none"> ■ <i>Aedes-Oc</i> ■ <i>Anopheles</i> ■ <i>Culex</i> ■ <i>Culiseta</i> ■ <i>Other</i>
		09/07/2022	<i>Culex tarsalis</i>	4	80.0%		
			Total		5		
FC-066	CDC Light Trap	Larimer	Prospect Ponds				

Trap #	Date	Species	Count	Percent
	09/06/2022	<i>Aedes dorsalis</i>	9	1.1%
	09/06/2022	<i>Aedes melanimon</i>	5	0.6%
	09/06/2022	<i>Aedes trivittatus</i>	4	0.5%
	09/06/2022	<i>Aedes vexans</i>	365	46.2%
	09/06/2022	<i>Anopheles freeborni</i>	9	1.1%
	09/06/2022	<i>Coquillettidia perturbans</i>	1	0.1%
	09/06/2022	<i>Culex pipiens</i>	376	47.6%
	09/06/2022	<i>Culex tarsalis</i>	12	1.5%
	09/06/2022	<i>Culiseta inornata</i>	9	1.1%
		Total	790	



FC-066gr	Gravid Trap	Larimer	Prospect Ponds Gravid	Count	Percent
			09/06/2022	<i>Aedes vexans</i>	1 3.7%
			09/06/2022	<i>Culex pipiens</i>	24 88.9%
			09/06/2022	<i>Culex tarsalis</i>	2 7.4%
				Total	27



FC-067	CDC Light Trap	Larimer	Poudre River Trail	Count	Percent
			09/06/2022	<i>Aedes dorsalis</i>	1 1.8%
			09/06/2022	<i>Aedes melanimon</i>	1 1.8%
			09/06/2022	<i>Aedes vexans</i>	30 52.6%
			09/06/2022	<i>Culex pipiens</i>	4 7.0%
			09/06/2022	<i>Culex tarsalis</i>	21 36.8%
				Total	57

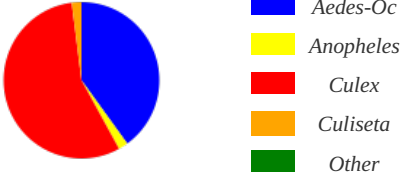


FC-068	CDC Light Trap	Larimer	5029 Crest Dr	Count	Percent
			09/07/2022	<i>Aedes vexans</i>	1 11.1%
			09/07/2022	<i>Anopheles freeborni</i>	3 33.3%
			09/07/2022	<i>Culex pipiens</i>	2 22.2%
			09/07/2022	<i>Culex tarsalis</i>	3 33.3%
				Total	9




Trap #	Date	Species	Count	Percent
--------	------	---------	-------	---------

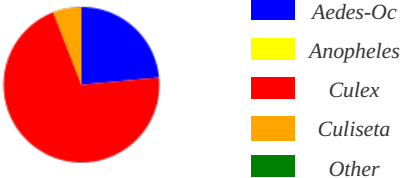
FC-069	CDC Light Trap	Larimer	Linden Lake Rd		
		09/06/2022	<i>Aedes dorsalis</i>	4	8.0%
		09/06/2022	<i>Aedes melanimon</i>	2	4.0%
		09/06/2022	<i>Aedes vexans</i>	14	28.0%
		09/06/2022	<i>Anopheles freeborni</i>	1	2.0%
		09/06/2022	<i>Culex pipiens</i>	3	6.0%
		09/06/2022	<i>Culex tarsalis</i>	25	50.0%
		09/06/2022	<i>Culiseta inornata</i>	1	2.0%
			Total	50	



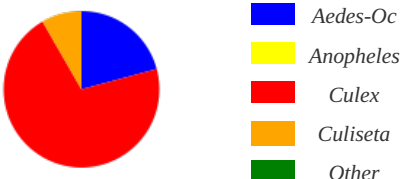
FC-071	CDC Light Trap	Larimer	Silvagate Rd		
		09/07/2022	<i>Culex pipiens</i>	1	100.0%
			Total	1	



FC-072	CDC Light Trap	Larimer	422 Lake Dr		
		09/06/2022	<i>Aedes dorsalis</i>	1	5.9%
		09/06/2022	<i>Aedes vexans</i>	3	17.6%
		09/06/2022	<i>Culex pipiens</i>	4	23.5%
		09/06/2022	<i>Culex tarsalis</i>	8	47.1%
		09/06/2022	<i>Culiseta inornata</i>	1	5.9%
			Total	17	

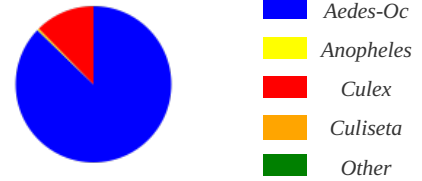


FC-073	CDC Light Trap	Larimer	118 S Grant		
		09/06/2022	<i>Aedes vexans</i>	5	20.8%
		09/06/2022	<i>Culex pipiens</i>	9	37.5%
		09/06/2022	<i>Culex tarsalis</i>	8	33.3%
		09/06/2022	<i>Culiseta inornata</i>	2	8.3%
			Total	24	

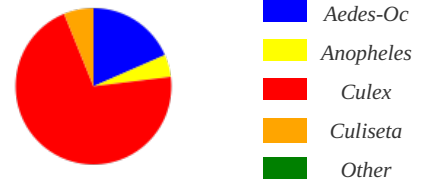


Trap #	Date	Species	Count	Percent
--------	------	---------	-------	---------


FC-074	CDC Light Trap	Larimer	Rock Creek		
		09/07/2022	<i>Aedes dorsalis</i>	60	23.3%
		09/07/2022	<i>Aedes vexans</i>	165	64.0%
		09/07/2022	<i>Anopheles freeborni</i>	1	0.4%
		09/07/2022	<i>Culex pipiens</i>	18	7.0%
		09/07/2022	<i>Culex tarsalis</i>	14	5.4%
			Total	258	




FC-075	CDC Light Trap	Larimer	Sage Creek North		
		09/07/2022	<i>Aedes vexans</i>	12	18.5%
		09/07/2022	<i>Anopheles freeborni</i>	3	4.6%
		09/07/2022	<i>Culex pipiens</i>	45	69.2%
		09/07/2022	<i>Culex tarsalis</i>	1	1.5%
		09/07/2022	<i>Culiseta inornata</i>	4	6.2%
			Total	65	



FC-075gr	Gravid Trap	Larimer	Sage Creek North Gravid		
		09/07/2022	<i>Culex pipiens</i>	8	100.0%
			Total	8	

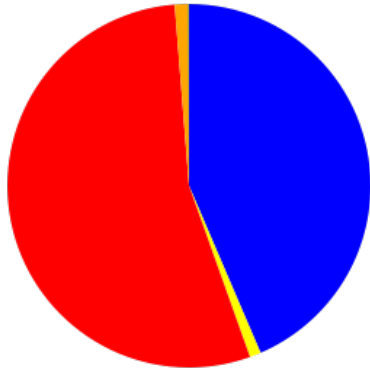


FC-088gr	Gravid Trap	Larimer	English Ranch Park Gravid		
		09/07/2022	<i>Culex pipiens</i>	42	100.0%
			Total	42	



FC-089gr	Gravid Trap	Larimer	Kunz Ct. and Brook Dr. Gravid		
----------	-------------	---------	-------------------------------	--	--

Trap #	Date	Species	Count	Percent		
	09/07/2022	<i>Culex pipiens</i>	26	100.0%		<i>Aedes-Oc</i>
		Total	26			<i>Anopheles</i>
						<i>Culex</i>
						<i>Culiseta</i>
						<i>Other</i>
FC-090gr	Gravid Trap	Larimer	Mountain Grandview Cemetery Gravid			
	09/06/2022	<i>Culex pipiens</i>	18	94.7%		<i>Aedes-Oc</i>
	09/06/2022	<i>Culex tarsalis</i>	1	5.3%		<i>Anopheles</i>
		Total	19			<i>Culex</i>
						<i>Culiseta</i>
						<i>Other</i>
FC-091gr	Gravid Trap	Larimer	PVH Gravid			
	09/06/2022	<i>Culex pipiens</i>	18	94.7%		<i>Aedes-Oc</i>
	09/06/2022	<i>Culex tarsalis</i>	1	5.3%		<i>Anopheles</i>
		Total	19			<i>Culex</i>
						<i>Culiseta</i>
						<i>Other</i>
FC-092gr	Gravid Trap	Larimer	Udall Natural Gravid			
	09/06/2022	<i>Culex pipiens</i>	10	90.9%		<i>Aedes-Oc</i>
	09/06/2022	<i>Culex tarsalis</i>	1	9.1%		<i>Anopheles</i>
		Total	11			<i>Culex</i>
						<i>Culiseta</i>
						<i>Other</i>
FC-093	CDC Light Trap	Larimer	Lopez Elementary			
	09/07/2022	<i>Anopheles freeborni</i>	1	100.0%		<i>Aedes-Oc</i>
		Total	1			<i>Anopheles</i>
						<i>Culex</i>
						<i>Culiseta</i>
						<i>Other</i>



		TOTAL	%
	<i>Aedes-Oc</i>	1,044	43.6%
	<i>Anopheles</i>	24	1.0%
	<i>Culex</i>	1,299	54.2%
	<i>Culiseta</i>	29	1.2%
	<i>Other</i>	1	0.0%