



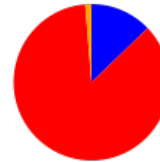
Adult Trap Data - Detail

Start Date: 08/28/2022 End Date: 09/01/2022

Fort Collins

Trap #		Date	Species	Count	Percent
--------	--	------	---------	-------	---------

FC-001	CDC Light Trap	Larimer	Magic Carpet		
		08/28/2022	<i>Aedes vexans</i>	10	12.8%
		08/28/2022	<i>Culex pipiens</i>	44	56.4%
		08/28/2022	<i>Culex tarsalis</i>	23	29.5%
		08/28/2022	<i>Culiseta inornata</i>	1	1.3%
			Total	78	



- *Aedes-Oc*
- *Anopheles*
- *Culex*
- *Culiseta*
- *Other*

Trap #		Date	Species	Count	Percent
--------	--	------	---------	-------	---------

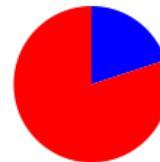
FC-004	CDC Light Trap	Larimer	Big Horn		
		08/30/2022	<i>Aedes dorsalis</i>	1	1.1%
		08/30/2022	<i>Aedes vexans</i>	7	7.8%
		08/30/2022	<i>Culex pipiens</i>	62	68.9%
		08/30/2022	<i>Culex tarsalis</i>	20	22.2%
			Total	90	



- *Aedes-Oc*
- *Anopheles*
- *Culex*
- *Culiseta*
- *Other*

Trap #		Date	Species	Count	Percent
--------	--	------	---------	-------	---------

FC-006	CDC Light Trap	Larimer	N. Linden		
		08/29/2022	<i>Aedes vexans</i>	2	20.0%
		08/29/2022	<i>Culex pipiens</i>	3	30.0%
		08/29/2022	<i>Culex tarsalis</i>	5	50.0%
			Total	10	



- *Aedes-Oc*
- *Anopheles*
- *Culex*
- *Culiseta*
- *Other*

Trap #		Date	Species	Count	Percent
--------	--	------	---------	-------	---------

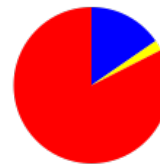
FC-011	CDC Light Trap	Larimer	Golden Current		
--------	----------------	---------	----------------	--	--

Trap #	Date	Species	Count	Percent
	08/31/2022	<i>Aedes vexans</i>	12	46.2%
	08/31/2022	<i>Anopheles freeborni</i>	1	3.8%
	08/31/2022	<i>Culex pipiens</i>	11	42.3%
	08/31/2022	<i>Culex tarsalis</i>	1	3.8%
	08/31/2022	<i>Culiseta inornata</i>	1	3.8%
		Total	26	



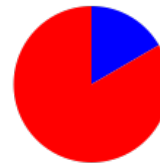
- *Aedes-Oc*
- *Anopheles*
- *Culex*
- *Culiseta*
- *Other*

FC-014	CDC Light Trap	Larimer	FC Visitor Center
	08/29/2022	<i>Aedes dorsalis</i>	20 10.6%
	08/29/2022	<i>Aedes melanimon</i>	5 2.7%
	08/29/2022	<i>Aedes vexans</i>	4 2.1%
	08/29/2022	<i>Anopheles freeborni</i>	4 2.1%
	08/29/2022	<i>Culex pipiens</i>	138 73.4%
	08/29/2022	<i>Culex tarsalis</i>	17 9.0%
		Total	188



- *Aedes-Oc*
- *Anopheles*
- *Culex*
- *Culiseta*
- *Other*

FC-015	CDC Light Trap	Larimer	Stuart and Dorset
	08/31/2022	<i>Aedes vexans</i>	1 16.7%
	08/31/2022	<i>Culex pipiens</i>	2 33.3%
	08/31/2022	<i>Culex tarsalis</i>	3 50.0%
		Total	6




- *Aedes-Oc*
- *Anopheles*
- *Culex*
- *Culiseta*
- *Other*


FC-019	CDC Light Trap	Larimer	Edora Park
	08/29/2022	<i>Culex pipiens</i>	8 72.7%
	08/29/2022	<i>Culex tarsalis</i>	3 27.3%
		Total	11





- *Aedes-Oc*
- *Anopheles*
- *Culex*
- *Culiseta*
- *Other*

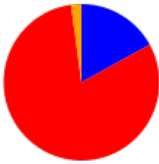
FC-023	CDC Light Trap	Larimer	Boltz
--------	----------------	---------	-------

Trap #	Date	Species	Count	Percent		
	08/30/2022	<i>Aedes vexans</i>	3	15.0%		<ul style="list-style-type: none"> ■ <i>Aedes-Oc</i> ■ <i>Anopheles</i> ■ <i>Culex</i> ■ <i>Culiseta</i> ■ <i>Other</i>
	08/30/2022	<i>Culex pipiens</i>	8	40.0%		
	08/30/2022	<i>Culex tarsalis</i>	9	45.0%		
		Total	20			

FC-027	CDC Light Trap	Larimer	3001 San Luis					
			08/30/2022	<i>Aedes vexans</i>	36	24.7%		<ul style="list-style-type: none"> ■ <i>Aedes-Oc</i> ■ <i>Anopheles</i> ■ <i>Culex</i> ■ <i>Culiseta</i> ■ <i>Other</i>
			08/30/2022	<i>Anopheles freeborni</i>	6	4.1%		
			08/30/2022	<i>Culex pipiens</i>	95	65.1%		
			08/30/2022	<i>Culex tarsalis</i>	9	6.2%		
				Total	146			

FC-029	CDC Light Trap	Larimer	Ben's Park					
			08/28/2022	<i>Aedes vexans</i>	2	7.7%		<ul style="list-style-type: none"> ■ <i>Aedes-Oc</i> ■ <i>Anopheles</i> ■ <i>Culex</i> ■ <i>Culiseta</i> ■ <i>Other</i>
			08/28/2022	<i>Culex pipiens</i>	3	11.5%		
			08/28/2022	<i>Culex tarsalis</i>	21	80.8%		
				Total	26			

FC-029gr	Gravid Trap	Larimer	Ben's Park Gravid					
			08/28/2022	<i>Culex pipiens</i>	48	100.0%		<ul style="list-style-type: none"> ■ <i>Aedes-Oc</i> ■ <i>Anopheles</i> ■ <i>Culex</i> ■ <i>Culiseta</i> ■ <i>Other</i>
				Total	48			

FC-031	CDC Light Trap	Larimer	Willow Springs					
			08/30/2022	<i>Aedes vexans</i>	8	17.0%		<ul style="list-style-type: none"> ■ <i>Aedes-Oc</i> ■ <i>Anopheles</i> ■ <i>Culex</i> ■ <i>Culiseta</i> ■ <i>Other</i>
			08/30/2022	<i>Culex pipiens</i>	12	25.5%		
			08/30/2022	<i>Culex tarsalis</i>	26	55.3%		
			08/30/2022	<i>Culiseta inornata</i>	1	2.1%		
				Total	47			

Trap #	Date	Species	Count	Percent
FC-034	CDC Light Trap	Larimer Country Club		
		08/29/2022	<i>Aedes melanimon</i>	3 9.7%
		08/29/2022	<i>Aedes vexans</i>	15 48.4%
		08/29/2022	<i>Anopheles freeborni</i>	1 3.2%
		08/29/2022	<i>Culex tarsalis</i>	12 38.7%
		Total	31	

FC-036	CDC Light Trap	Larimer Hemlock		
		08/29/2022	<i>Aedes vexans</i>	4 80.0%
		08/29/2022	<i>Culex tarsalis</i>	1 20.0%
		Total	5	

FC-037	CDC Light Trap	Larimer Chelsea Ridge		
		08/28/2022	<i>Aedes vexans</i>	12 22.2%
		08/28/2022	<i>Culex pipiens</i>	13 24.1%
		08/28/2022	<i>Culex tarsalis</i>	29 53.7%
		Total	54	

FC-038	CDC Light Trap	Larimer Lochside Lane		
		08/29/2022	<i>Aedes melanimon</i>	2 3.2%
		08/29/2022	<i>Aedes vexans</i>	20 32.3%
		08/29/2022	<i>Culex pipiens</i>	22 35.5%
		08/29/2022	<i>Culex tarsalis</i>	18 29.0%
		Total	62	

FC-039	CDC Light Trap	Larimer Fossil Creek South		
		08/30/2022	<i>Aedes dorsalis</i>	8 17.8%
		08/30/2022	<i>Aedes melanimon</i>	2 4.4%
		08/30/2022	<i>Aedes vexans</i>	19 42.2%
		08/30/2022	<i>Culex pipiens</i>	3 6.7%
		08/30/2022	<i>Culex tarsalis</i>	13 28.9%
		Total	45	

Trap #	Date	Species	Count	Percent
--------	------	---------	-------	---------

FC-040	CDC Light Trap	Larimer	Redwood		
		08/29/2022	<i>Aedes melanimon</i>	1	2.9%
		08/29/2022	<i>Aedes vexans</i>	17	50.0%
		08/29/2022	<i>Anopheles freeborni</i>	2	5.9%
		08/29/2022	<i>Culex pipiens</i>	8	23.5%
		08/29/2022	<i>Culex tarsalis</i>	6	17.6%
			Total	34	



- *Aedes-Oc*
- *Anopheles*
- *Culex*
- *Culiseta*
- *Other*

FC-040gr	Gravid Trap	Larimer	Redwood Gravid		
		08/29/2022	<i>Aedes vexans</i>	1	0.9%
		08/29/2022	<i>Culex pipiens</i>	113	99.1%
			Total	114	



- *Aedes-Oc*
- *Anopheles*
- *Culex*
- *Culiseta*
- *Other*

FC-041	CDC Light Trap	Larimer	Fishback		
		08/31/2022	<i>Aedes vexans</i>	2	4.7%
		08/31/2022	<i>Culex pipiens</i>	16	37.2%
		08/31/2022	<i>Culex tarsalis</i>	25	58.1%
			Total	43	



- *Aedes-Oc*
- *Anopheles*
- *Culex*
- *Culiseta*
- *Other*

FC-046	CDC Light Trap	Larimer	Westshore Ct		
		08/30/2022	<i>Aedes vexans</i>	6	14.3%
		08/30/2022	<i>Culex pipiens</i>	12	28.6%
		08/30/2022	<i>Culex tarsalis</i>	24	57.1%
			Total	42	



- *Aedes-Oc*
- *Anopheles*
- *Culex*
- *Culiseta*
- *Other*

FC-047	CDC Light Trap	Larimer	Keeneland And Twin Oak		
--------	----------------	---------	------------------------	--	--

Trap #	Date	Species	Count	Percent		
	08/30/2022	<i>Aedes vexans</i>	2	7.7%		<ul style="list-style-type: none"> ■ <i>Aedes-Oc</i> ■ <i>Anopheles</i> ■ <i>Culex</i> ■ <i>Culiseta</i> ■ <i>Other</i>
	08/30/2022	<i>Culex pipiens</i>	6	23.1%		
	08/30/2022	<i>Culex tarsalis</i>	18	69.2%		
		Total	26			

FC-049	CDC Light Trap	Larimer	Casa Grande and Downing				
		08/31/2022	<i>Aedes vexans</i>	3	12.5%		<ul style="list-style-type: none"> ■ <i>Aedes-Oc</i> ■ <i>Anopheles</i> ■ <i>Culex</i> ■ <i>Culiseta</i> ■ <i>Other</i>
		08/31/2022	<i>Culex pipiens</i>	11	45.8%		
		08/31/2022	<i>Culex tarsalis</i>	10	41.7%		
			Total	24			

FC-050	CDC Light Trap	Larimer	Golden Meadows Ditch				
		08/30/2022	<i>Aedes vexans</i>	1	1.0%		<ul style="list-style-type: none"> ■ <i>Aedes-Oc</i> ■ <i>Anopheles</i> ■ <i>Culex</i> ■ <i>Culiseta</i> ■ <i>Other</i>
		08/30/2022	<i>Anopheles freeborni</i>	1	1.0%		
		08/30/2022	<i>Culex pipiens</i>	88	84.6%		
		08/30/2022	<i>Culex tarsalis</i>	13	12.5%		
		08/30/2022	<i>Culiseta inornata</i>	1	1.0%		
			Total	104			

FC-052	CDC Light Trap	Larimer	603 Gilgalad Way				
		08/31/2022	<i>Aedes vexans</i>	42	91.3%		<ul style="list-style-type: none"> ■ <i>Aedes-Oc</i> ■ <i>Anopheles</i> ■ <i>Culex</i> ■ <i>Culiseta</i> ■ <i>Other</i>
		08/31/2022	<i>Culex tarsalis</i>	3	6.5%		
		08/31/2022	<i>Culiseta inornata</i>	1	2.2%		
			Total	46			

FC-053	CDC Light Trap	Larimer	Egret and Rookery			
--------	----------------	---------	-------------------	--	--	--

Trap #	Date	Species	Count	Percent		
	08/30/2022	<i>Aedes vexans</i>	7	23.3%		<ul style="list-style-type: none"> ■ <i>Aedes-Oc</i> ■ <i>Anopheles</i> ■ <i>Culex</i> ■ <i>Culiseta</i> ■ <i>Other</i>
	08/30/2022	<i>Culex pipiens</i>	6	20.0%		
	08/30/2022	<i>Culex tarsalis</i>	17	56.7%		
		Total	30			
FC-054	CDC Light Trap	Larimer	737 Parliament			
	08/28/2022	<i>Aedes vexans</i>	9	47.4%		<ul style="list-style-type: none"> ■ <i>Aedes-Oc</i> ■ <i>Anopheles</i> ■ <i>Culex</i> ■ <i>Culiseta</i> ■ <i>Other</i>
	08/28/2022	<i>Culex pipiens</i>	2	10.5%		
	08/28/2022	<i>Culex tarsalis</i>	7	36.8%		
	08/28/2022	<i>Culiseta inornata</i>	1	5.3%		
		Total	19			
FC-057	CDC Light Trap	Larimer	Registry Ridge			
	08/28/2022	<i>Aedes dorsalis</i>	1	25.0%		<ul style="list-style-type: none"> ■ <i>Aedes-Oc</i> ■ <i>Anopheles</i> ■ <i>Culex</i> ■ <i>Culiseta</i> ■ <i>Other</i>
	08/28/2022	<i>Culex tarsalis</i>	2	50.0%		
	08/28/2022	<i>Culiseta inornata</i>	1	25.0%		
		Total	4			
FC-058	CDC Light Trap	Larimer	Spring Creek Trail-- Michener Dr			
	08/31/2022	<i>Aedes vexans</i>	3	75.0%		<ul style="list-style-type: none"> ■ <i>Aedes-Oc</i> ■ <i>Anopheles</i> ■ <i>Culex</i> ■ <i>Culiseta</i> ■ <i>Other</i>
	08/31/2022	<i>Culex tarsalis</i>	1	25.0%		
		Total	4			
FC-059	CDC Light Trap	Larimer	Springwood and Lochwood			
	08/30/2022	<i>Aedes vexans</i>	3	3.9%		<ul style="list-style-type: none"> ■ <i>Aedes-Oc</i> ■ <i>Anopheles</i> ■ <i>Culex</i> ■ <i>Culiseta</i> ■ <i>Other</i>
	08/30/2022	<i>Culex pipiens</i>	55	72.4%		
	08/30/2022	<i>Culex tarsalis</i>	17	22.4%		
	08/30/2022	<i>Culiseta inornata</i>	1	1.3%		
		Total	76			

Trap #	Date	Species	Count	Percent
--------	------	---------	-------	---------

FC-060	CDC Light Trap	Larimer	808 Ponderosa		
		08/31/2022	<i>Aedes vexans</i>	3	23.1%
		08/31/2022	<i>Culex pipiens</i>	2	15.4%
		08/31/2022	<i>Culex tarsalis</i>	8	61.5%
			Total	13	

- *Aedes-Oc*
- *Anopheles*
- *Culex*
- *Culiseta*
- *Other*

FC-061	CDC Light Trap	Larimer	Holley Plant Research Center		
		08/31/2022	<i>Aedes dorsalis</i>	1	1.2%
		08/31/2022	<i>Aedes vexans</i>	19	23.5%
		08/31/2022	<i>Culex pipiens</i>	16	19.8%
		08/31/2022	<i>Culex tarsalis</i>	45	55.6%
			Total	81	

- *Aedes-Oc*
- *Anopheles*
- *Culex*
- *Culiseta*
- *Other*


FC-062	CDC Light Trap	Larimer	Water's Edge at Blue Mesa		
		08/28/2022	<i>Aedes vexans</i>	3	13.6%
		08/28/2022	<i>Culex pipiens</i>	8	36.4%
		08/28/2022	<i>Culex tarsalis</i>	11	50.0%
			Total	22	


- *Aedes-Oc*
- *Anopheles*
- *Culex*
- *Culiseta*
- *Other*


FC-063	CDC Light Trap	Larimer	Red Fox Meadows		
		08/31/2022	<i>Aedes vexans</i>	28	82.4%
		08/31/2022	<i>Anopheles freeborni</i>	3	8.8%
		08/31/2022	<i>Culex pipiens</i>	1	2.9%
		08/31/2022	<i>Culex tarsalis</i>	1	2.9%
		08/31/2022	<i>Culiseta inornata</i>	1	2.9%
			Total	34	


- *Aedes-Oc*
- *Anopheles*
- *Culex*
- *Culiseta*
- *Other*

FC-063gr	Gravid Trap	Larimer	Red Fox Meadows Gravid		
----------	-------------	---------	------------------------	--	--

Trap #	Date	Species	Count	Percent		
	08/31/2022	<i>Culex pipiens</i>	21	100.0%		<ul style="list-style-type: none"> ■ <i>Aedes-Oc</i> ■ <i>Anopheles</i> ■ <i>Culex</i> ■ <i>Culiseta</i> ■ <i>Other</i>
		Total	21			

FC-064	CDC Light Trap	Larimer	West Chase				
		08/30/2022	<i>Aedes vexans</i>	5	20.8%		<ul style="list-style-type: none"> ■ <i>Aedes-Oc</i> ■ <i>Anopheles</i> ■ <i>Culex</i> ■ <i>Culiseta</i> ■ <i>Other</i>
		08/30/2022	<i>Culex pipiens</i>	10	41.7%		
		08/30/2022	<i>Culex tarsalis</i>	9	37.5%		
			Total	24			

FC-066	CDC Light Trap	Larimer	Prospect Ponds				
		08/29/2022	<i>Aedes dorsalis</i>	3	1.6%		<ul style="list-style-type: none"> ■ <i>Aedes-Oc</i> ■ <i>Anopheles</i> ■ <i>Culex</i> ■ <i>Culiseta</i> ■ <i>Other</i>
		08/29/2022	<i>Aedes melanimon</i>	9	4.8%		
		08/29/2022	<i>Aedes vexans</i>	62	33.0%		
		08/29/2022	<i>Anopheles freeborni</i>	9	4.8%		
		08/29/2022	<i>Culex pipiens</i>	93	49.5%		
		08/29/2022	<i>Culex tarsalis</i>	12	6.4%		
			Total	188			

FC-066gr	Gravid Trap	Larimer	Prospect Ponds Gravid				
		08/29/2022	<i>Culex pipiens</i>	5	100.0%		<ul style="list-style-type: none"> ■ <i>Aedes-Oc</i> ■ <i>Anopheles</i> ■ <i>Culex</i> ■ <i>Culiseta</i> ■ <i>Other</i>
			Total	5			

FC-067	CDC Light Trap	Larimer	Poudre River Trail			
--------	----------------	---------	--------------------	--	--	--

Trap #	Date	Species	Count	Percent		
	08/29/2022	<i>Aedes increpitus</i>	1	0.6%		<ul style="list-style-type: none"> ■ <i>Aedes-Oc</i> ■ <i>Anopheles</i> ■ <i>Culex</i> ■ <i>Culiseta</i> ■ <i>Other</i>
	08/29/2022	<i>Aedes vexans</i>	108	69.7%		
	08/29/2022	<i>Culex pipiens</i>	22	14.2%		
	08/29/2022	<i>Culex tarsalis</i>	22	14.2%		
	08/29/2022	<i>Culiseta inornata</i>	2	1.3%		
		Total	155			

FC-068	CDC Light Trap	Larimer	5029 Crest Dr			
	08/28/2022	<i>Aedes vexans</i>	3	16.7%		<ul style="list-style-type: none"> ■ <i>Aedes-Oc</i> ■ <i>Anopheles</i> ■ <i>Culex</i> ■ <i>Culiseta</i> ■ <i>Other</i>
	08/28/2022	<i>Anopheles freeborni</i>	6	33.3%		
	08/28/2022	<i>Culex pipiens</i>	2	11.1%		
	08/28/2022	<i>Culex tarsalis</i>	7	38.9%		
		Total	18			

FC-069	CDC Light Trap	Larimer	Linden Lake Rd			
	08/29/2022	<i>Aedes vexans</i>	2	22.2%		<ul style="list-style-type: none"> ■ <i>Aedes-Oc</i> ■ <i>Anopheles</i> ■ <i>Culex</i> ■ <i>Culiseta</i> ■ <i>Other</i>
	08/29/2022	<i>Culex pipiens</i>	3	33.3%		
	08/29/2022	<i>Culex tarsalis</i>	4	44.4%		
		Total	9			

FC-071	CDC Light Trap	Larimer	Silvergata Rd			
	08/28/2022	<i>Aedes vexans</i>	7	53.8%		<ul style="list-style-type: none"> ■ <i>Aedes-Oc</i> ■ <i>Anopheles</i> ■ <i>Culex</i> ■ <i>Culiseta</i> ■ <i>Other</i>
	08/28/2022	<i>Culex pipiens</i>	1	7.7%		
	08/28/2022	<i>Culex tarsalis</i>	5	38.5%		
		Total	13			

FC-072	CDC Light Trap	Larimer	422 Lake Dr			
--------	----------------	---------	-------------	--	--	--







Trap #	Date	Species	Count	Percent		
	08/29/2022	<i>Aedes vexans</i>	1	5.9%		<ul style="list-style-type: none"> ■ <i>Aedes-Oc</i> ■ <i>Anopheles</i> ■ <i>Culex</i> ■ <i>Culiseta</i> ■ <i>Other</i>
	08/29/2022	<i>Culex pipiens</i>	5	29.4%		
	08/29/2022	<i>Culex tarsalis</i>	11	64.7%		
		Total	17			

FC-073	CDC Light Trap	Larimer	118 S Grant					
			08/31/2022	<i>Aedes vexans</i>	1	6.3%		<ul style="list-style-type: none"> ■ <i>Aedes-Oc</i> ■ <i>Anopheles</i> ■ <i>Culex</i> ■ <i>Culiseta</i> ■ <i>Other</i>
			08/31/2022	<i>Culex pipiens</i>	8	50.0%		
			08/31/2022	<i>Culex tarsalis</i>	7	43.8%		
				Total	16			

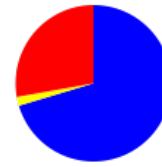
FC-074	CDC Light Trap	Larimer	Rock Creek					
			08/30/2022	<i>Aedes dorsalis</i>	7	2.0%		<ul style="list-style-type: none"> ■ <i>Aedes-Oc</i> ■ <i>Anopheles</i> ■ <i>Culex</i> ■ <i>Culiseta</i> ■ <i>Other</i>
			08/30/2022	<i>Aedes vexans</i>	264	73.7%		
			08/30/2022	<i>Anopheles freeborni</i>	1	0.3%		
			08/30/2022	<i>Culex pipiens</i>	26	7.3%		
			08/30/2022	<i>Culex tarsalis</i>	60	16.8%		
				Total	358			

FC-075	CDC Light Trap	Larimer	Sage Creek North					
			08/30/2022	<i>Aedes melanimon</i>	1	0.9%		<ul style="list-style-type: none"> ■ <i>Aedes-Oc</i> ■ <i>Anopheles</i> ■ <i>Culex</i> ■ <i>Culiseta</i> ■ <i>Other</i>
			08/30/2022	<i>Aedes vexans</i>	37	33.3%		
			08/30/2022	<i>Culex pipiens</i>	72	64.9%		
			08/30/2022	<i>Culex tarsalis</i>	1	0.9%		
				Total	111			

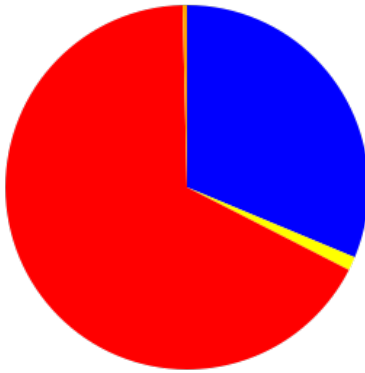
FC-075gr	Gravid Trap	Larimer	Sage Creek North Gravid
----------	-------------	---------	-------------------------

Trap #	Date	Species	Count	Percent		
	08/30/2022	<i>Culex pipiens</i>	17	100.0%		<ul style="list-style-type: none"> ■ <i>Aedes-Oc</i> ■ <i>Anopheles</i> ■ <i>Culex</i> ■ <i>Culiseta</i> ■ <i>Other</i>
		Total	17			
FC-088gr	Gravid Trap	Larimer	English Ranch Park Gravid			
	08/30/2022	<i>Culex pipiens</i>	122	100.0%		<ul style="list-style-type: none"> ■ <i>Aedes-Oc</i> ■ <i>Anopheles</i> ■ <i>Culex</i> ■ <i>Culiseta</i> ■ <i>Other</i>
		Total	122			
FC-089gr	Gravid Trap	Larimer	Kunz Ct. and Brook Dr. Gravid			
	08/28/2022	<i>Culex pipiens</i>	104	100.0%		<ul style="list-style-type: none"> ■ <i>Aedes-Oc</i> ■ <i>Anopheles</i> ■ <i>Culex</i> ■ <i>Culiseta</i> ■ <i>Other</i>
		Total	104			
FC-090gr	Gravid Trap	Larimer	Mountain Grandview Cemetery Gravid			
	08/31/2022	<i>Culex pipiens</i>	20	95.2%		<ul style="list-style-type: none"> ■ <i>Aedes-Oc</i> ■ <i>Anopheles</i> ■ <i>Culex</i> ■ <i>Culiseta</i> ■ <i>Other</i>
	08/31/2022	<i>Culex tarsalis</i>	1	4.8%		
		Total	21			
FC-091gr	Gravid Trap	Larimer	PVH Gravid			
	08/29/2022	<i>Culex pipiens</i>	5	83.3%		<ul style="list-style-type: none"> ■ <i>Aedes-Oc</i> ■ <i>Anopheles</i> ■ <i>Culex</i> ■ <i>Culiseta</i> ■ <i>Other</i>
	08/29/2022	<i>Culex tarsalis</i>	1	16.7%		
		Total	6			
FC-092gr	Gravid Trap	Larimer	Udall Natural Gravid			
	08/29/2022	<i>No Mosquitoes</i>	0	NaN%		<ul style="list-style-type: none"> ■ <i>Aedes-Oc</i> ■ <i>Anopheles</i> ■ <i>Culex</i> ■ <i>Culiseta</i> ■ <i>Other</i>
		Total	0			
FC-093	CDC Light Trap	Larimer	Lopez Elementary			

Trap #	Date	Species	Count	Percent
	08/28/2022	<i>Aedes melanimon</i>	1	1.9%
	08/28/2022	<i>Aedes vexans</i>	37	68.5%
	08/28/2022	<i>Anopheles freeborni</i>	1	1.9%
	08/28/2022	<i>Culex pipiens</i>	2	3.7%
	08/28/2022	<i>Culex tarsalis</i>	13	24.1%
		Total	54	



- *Aedes-Oc*
- *Anopheles*
- *Culex*
- *Culiseta*
- *Other*



	TOTAL	%
■ <i>Aedes-Oc</i>	897	31.3%
■ <i>Anopheles</i>	35	1.2%
■ <i>Culex</i>	1,925	67.1%
■ <i>Culiseta</i>	11	0.4%
■ <i>Other</i>	0	0.0%