



# CITY OF FORT COLLINS AUGUST 2022 MONTHLY REPORT

SEPTEMBER 5<sup>TH</sup>, 2022

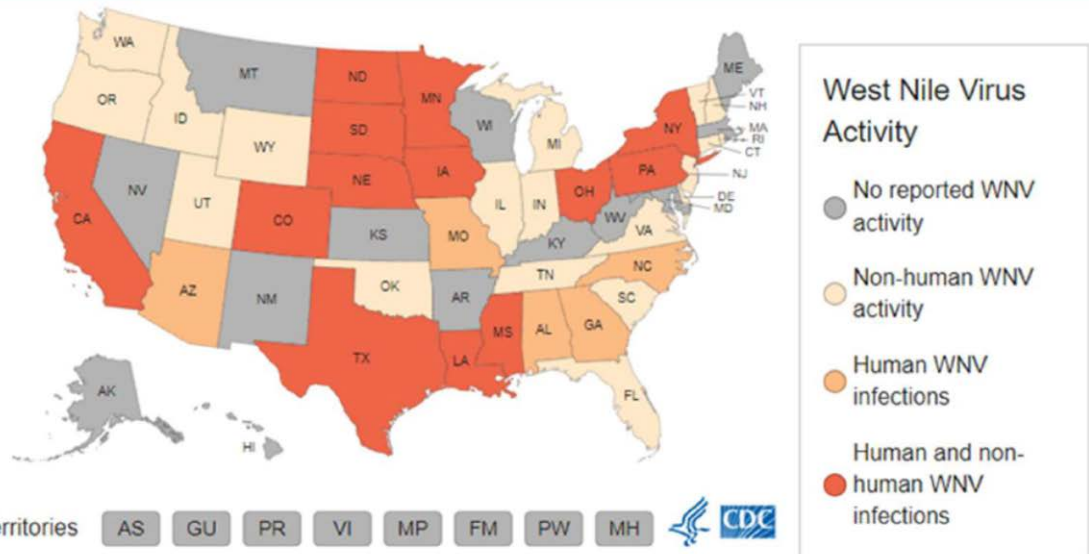
## West Nile Virus Risk

Both the Colorado Department of Public Health & Environment (CDPHE) and Colorado State University began testing mosquito samples in Disease Week 23 (June 6<sup>th</sup>). As of September 5<sup>th</sup> there have been 39 reported positive human cases in the state of Colorado.

The Centers for Disease Control and Prevention most currently reports human West Nile virus infections in eighteen states. Non-human West Nile virus activity (mosquitoes, birds or sentinel animals) has been reported in thirty-seven states. West Nile virus activity is rising, and we are likely to see increased disease risk as the summer progresses and encourage personal protective measures including draining water from your property, avoiding the outdoors at dawn and dusk, defending yourself by wearing repellent and dressing appropriately.

## West Nile Virus Activity by State 2022

United States (as of August 23, 2022)



In August 2022 Colorado State University (CSU) tested a total of 776 mosquito samples containing 21,374 mosquitoes. These samples consisted of 10,979 *Cx. tarsalis* and 10,395 *Cx. Pipiens* collected from the Fort Collins, Loveland and Berthoud areas.

### Contact VDCI:

Northern  
Colorado

Operations  
Manager

Will Schlatmann

Phone  
(970)278-9977

E-Mail:  
wschlatmann@  
vdci.net

### Website:

www.vdci.net

### Main Office:

General E-Mail:  
info@vdci.net  
Toll Free:  
(877) 276-4306

7230 W. 118th  
Pl., Unit C,  
Broomfield, CO  
80020  
303-428-5908

## Wear Your Repellent!

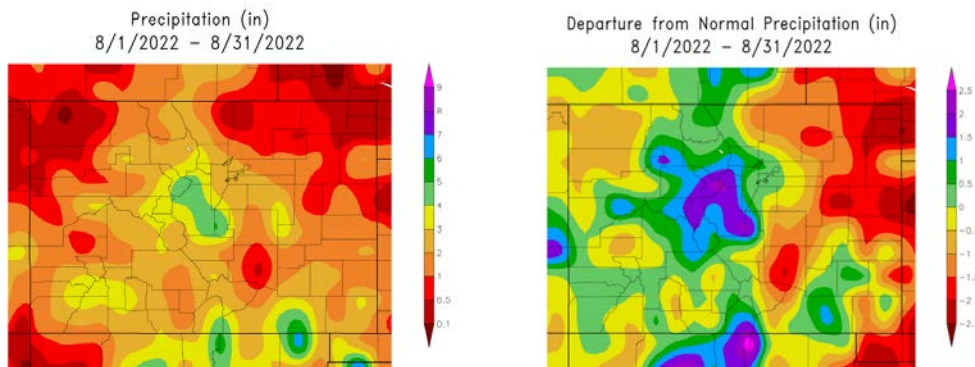
Use approved mosquito repellents containing DEET, picaridin or oil of lemon eucalyptus.

DEET products generally provide the longest protection. The other repellents work but must be applied more frequently.

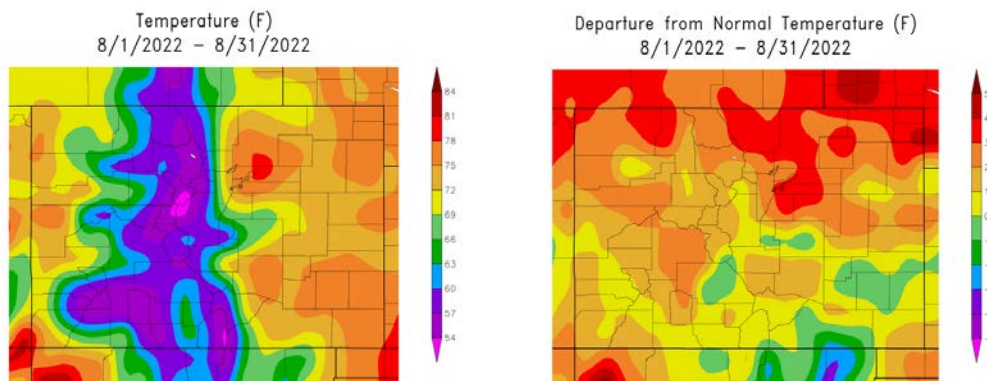
Follow the product label for correct use. Products with 10 percent or less DEET are recommended for children.

## Weather

Precipitation in August was sparse, with only an estimated 1.38 inches of rain in Fort Collins during the entire month. Although the lack of moisture can lead to drier conditions, in Northern Colorado irrigation is still capable of creating large habitats for mosquitoes to breed and proliferate in large numbers.



August was a hotter than average month in 2022. With temperatures higher on average throughout Northern Colorado. During the month of August, Northern Colorado and most of Larimer County seen a departure from normal temperatures of a positive 3-4 degrees Fahrenheit.



## Larval Control Operations

In August of 2022, VDCI field technicians performed 1,533 site inspections as part of the inspection and larviciding program for Fort Collins. Of those 1,533 site inspections, 1,094 (71.4%) of those were wet and 724 (66.2%) wet sites were producing mosquito larvae. A total of 550.4 acres of land were treated with 2,556.7 lbs of Vectobac (bti) and 3.0 gal of BVA mineral oil to prevent larval mosquitoes from emerging as adults.

During August 2022, VDCI technicians performed site inspections at 20 residences as part of our backyard inspection program. VDCI also performed treatments at approximately 205 stormdrains as part of the City of Fort Collins Urban larviciding program to control larval mosquito populations in storm drains and catch basins. Drains that were wet or had the potential to hold water were treated with long term larvicide products including Altosid pellets, briquettes, and VectoLex WSP (Bsph).

## Mosquito Population Surveillance

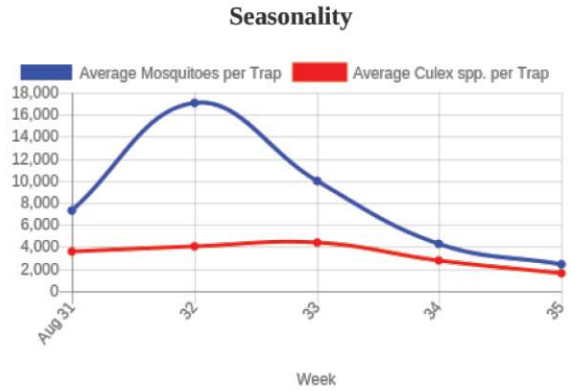
There were 247 traps set in Fort Collins during the month of August 2022. A total of 40,987 mosquitoes were collected. There were 24,270 (59.2%) *Aedes spp.*, 16,394 (40.0%) *Culex spp.* and 81 (0.2%) *Culiseta spp.* mosquitoes collected. On average there were 165.9 mosquitoes collected per night and 66.4 *Culex spp.* mosquitoes per trap night.

### 2022 Fort Collins Trap Composite Data

Total number of trap/nights set:	247
Total number of mosquitoes collected:	40,987.0
Average mosquitoes per trap/night:	165.9
Average Culex per trap/night:	66.4

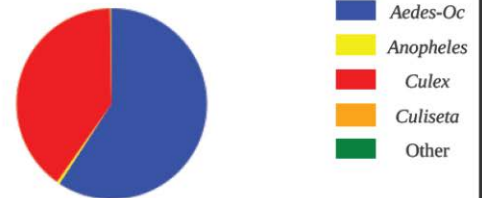
#### Species collected and abundance:

<i>Aedes cinereus</i>	2.0	0.0%
<i>Aedes dorsalis</i>	2,192.0	5.3%
<i>Aedes increpitus</i>	4.0	0.0%
<i>Aedes melanimon</i>	499.0	1.2%
<i>Aedes trivittatus</i>	6.0	0.0%
<i>Aedes vexans</i>	21,567.0	52.6%
<i>Anopheles freeborni</i>	212.0	0.5%
<i>Coquillettia perturbans</i>	30.0	0.1%
<i>Culex pipiens</i>	9,061.0	22.1%
<i>Culex tarsalis</i>	7,333.0	17.9%
<i>Culiseta inornata</i>	81.0	0.2%



#### Genus Proportions:

Genus	Number	Percent of Total
<i>Aedes/Ochlerotatus</i>	24,270	59.2%
<i>Anopheles</i>	212	0.5%
<i>Culex</i>	16,394	40.0%
<i>Culiseta</i>	81	0.2%
Other	30	0.1%



## Adult Mosquito Control Operations

During the month of August 2022, 262.07 miles of roads were sprayed via ground based vehicles with Ultra Low Volume (ULV) AquaPerm-X mosquito adulticides to reduce adult mosquito populations. Truck based ULV applications were performed to suppress mosquito abundance detected in surveillance traps which surpassed the disease threshold of a VI over 0.75.

Contract	Date	Zone	Spray Miles	Ounces Sprayed
Fort Collins	8/3/2022	FC1	11.93	425.66
Fort Collins	8/3/2022	FC2	11.16	400.58
Fort Collins	8/3/2022	FC3	13.51	474.92

Fort Collins	8/3/2022	FC3	12.74	452.4
Fort Collins	8/3/2022	FC2	15.81	567.81
Fort Collins	8/3/2022	FC3	0.83	17.03
Fort Collins	8/3/2022	FC3	15.67	537.83
Fort Collins	8/25/2022	FC6	13.13	467.66
Fort Collins	8/25/2022	FC6	3.15	112.49
Fort Collins	8/25/2022	FC7	5.56	199.09
Fort Collins	8/25/2022	FC6	15.97	572.99
Fort Collins	8/25/2022	FC7	5.83	208.97
Fort Collins	8/25/2022	FC7	8.96	320.82
Fort Collins	8/25/2022	FC6	7.95	284.26
Fort Collins	8/25/2022	FC6	10.85	403.36
Fort Collins	8/25/2022	FC7	1.92	68.47
Fort Collins	8/25/2022	FC6	16.79	589.62
Fort Collins	8/28/2022	FC6	17.96	637
Fort Collins	8/28/2022	FC6	9.82	351.18
Fort Collins	8/28/2022	FC7	5.8	209.64
Fort Collins	8/28/2022	FC6	16.11	579.54
Fort Collins	8/28/2022	FC7	4.94	176.17
Fort Collins	8/28/2022	FC6	13.28	475.79
Fort Collins	8/28/2022	FC7	1.88	67.16
Fort Collins	8/28/2022	FC7	8.92	322.83
Fort Collins	8/28/2022	FC6	8.59	287.67
Fort Collins	8/29/2022	FC6	3.01	110.79

<b>Totals</b>	262.07	9,321.73
---------------	--------	----------

VDCI has been privately contracted to perform adult mosquito control for Greenstone HOA, Willow Springs HOA, Ridgewood Hills HOA, and Lindenwood HOA during the 2022 season. A total of 17.01 road miles within these neighborhoods were sprayed via ground based vehicles with Ultra Low Volume (ULV) AquaPerm-X mosquito adulticides to reduce adult mosquito populations on the dates listed below.

Date	Zone	Spray Miles	Ounces Sprayed
8/10/2022	LHOA - Greenstone HOA Spray Zone	2.82	101.15
8/11/2022	LHOA - Willow Springs Spray Zone	2.95	108.6
8/17/2022	LHOA - Ridgewood Hills Spray Zone	6.05	213.01
8/17/2022	LHOA - Greenstone HOA Spray Zone	2.79	98.69
8/17/2022	LHOA - Lindenwood HOA Spray Zone	2.4	84.86

<b>Totals</b>	17.01	606.31
---------------	-------	--------

## **Public Relations**

VDCI received 3 phone calls from City of Fort Collins residents in August 2022. VDCI received 3 phone calls from residents requesting information about the adult mosquito control application that was scheduled or had recently taken place within the City of Fort Collins. In all calls, VDCI provided the relevant information and if needed, directed them to either our website or the City of Fort Collins' website for further information.