



Adult Trap Data - Detail

Start Date: 08/16/2020 End Date: 08/20/2020

Fort Collins

Trap #		Date	Species	Count	Percent		
--------	--	------	---------	-------	---------	--	--

FC-001	CDC Light Trap	Larimer	Magic Carpet				
		08/19/2020	<i>Aedes dorsalis</i>	2	10.0%		<ul style="list-style-type: none"> ■ <i>Aedes-Oc</i> ■ <i>Anopheles</i> ■ <i>Culex</i> ■ <i>Culiseta</i> ■ <i>Other</i>
		08/19/2020	<i>Culex pipiens</i>	12	60.0%		
		08/19/2020	<i>Culex tarsalis</i>	4	20.0%		
		08/19/2020	<i>Culiseta inornata</i>	2	10.0%		
			Total	20			

FC-004	CDC Light Trap	Larimer	Big Horn				
--------	----------------	---------	----------	--	--	--	--

		08/17/2020	<i>Aedes dorsalis</i>	2	2.2%		<ul style="list-style-type: none"> ■ <i>Aedes-Oc</i> ■ <i>Anopheles</i> ■ <i>Culex</i> ■ <i>Culiseta</i> ■ <i>Other</i>
		08/17/2020	<i>Aedes vexans</i>	2	2.2%		
		08/17/2020	<i>Culex pipiens</i>	41	45.6%		
		08/17/2020	<i>Culex tarsalis</i>	43	47.8%		
		08/17/2020	<i>Culiseta inornata</i>	2	2.2%		
			Total	90			

FC-006	CDC Light Trap	Larimer	N. Linden				
--------	----------------	---------	-----------	--	--	--	--

		08/16/2020	<i>Aedes vexans</i>	4	5.1%		<ul style="list-style-type: none"> ■ <i>Aedes-Oc</i> ■ <i>Anopheles</i> ■ <i>Culex</i> ■ <i>Culiseta</i> ■ <i>Other</i>
		08/16/2020	<i>Culex pipiens</i>	50	64.1%		
		08/16/2020	<i>Culex tarsalis</i>	22	28.2%		
		08/16/2020	<i>Culiseta inornata</i>	2	2.6%		
			Total	78			

FC-011	CDC Light Trap	Larimer	Golden Current				
--------	----------------	---------	----------------	--	--	--	--

		08/18/2020	<i>Aedes cinereus</i>	1	1.2%		<ul style="list-style-type: none"> ■ <i>Aedes-Oc</i> ■ <i>Anopheles</i> ■ <i>Culex</i> ■ <i>Culiseta</i> ■ <i>Other</i>
		08/18/2020	<i>Aedes vexans</i>	61	70.9%		
		08/18/2020	<i>Anopheles freeborni</i>	1	1.2%		
		08/18/2020	<i>Culex pipiens</i>	12	14.0%		
		08/18/2020	<i>Culex tarsalis</i>	9	10.5%		
		08/18/2020	<i>Culiseta inornata</i>	2	2.3%		
			Total	86			





Trap #	Date	Species	Count	Percent
		Total	86	

FC-014	CDC Light Trap	Larimer	FC Visitors Center		
		08/16/2020	<i>Aedes dorsalis</i>	1	0.8%
		08/16/2020	<i>Aedes melanimon</i>	2	1.5%
		08/16/2020	<i>Aedes vexans</i>	4	3.0%
		08/16/2020	<i>Anopheles freeborni</i>	1	0.8%
		08/16/2020	<i>Culex pipiens</i>	46	34.6%
		08/16/2020	<i>Culex tarsalis</i>	79	59.4%
			Total	133	

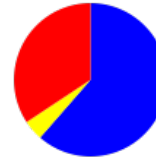
FC-015	CDC Light Trap	Larimer	Stuart and Dorset		
		08/18/2020	<i>Aedes vexans</i>	17	60.7%
		08/18/2020	<i>Culex pipiens</i>	9	32.1%
		08/18/2020	<i>Culex tarsalis</i>	2	7.1%
			Total	28	

FC-019	CDC Light Trap	Larimer	Edora Park		
		08/16/2020	<i>Aedes vexans</i>	5	7.7%
		08/16/2020	<i>Culex pipiens</i>	18	27.7%
		08/16/2020	<i>Culex tarsalis</i>	42	64.6%
			Total	65	

FC-023	CDC Light Trap	Larimer	Boltz		
		08/17/2020	<i>Aedes dorsalis</i>	1	10.0%
		08/17/2020	<i>Culex pipiens</i>	5	50.0%
		08/17/2020	<i>Culex tarsalis</i>	4	40.0%
			Total	10	

Trap #		Date	Species	Count	Percent			
FC-027	CDC Light Trap	Larimer	3001 San Luis					
			08/17/2020	<i>Culex pipiens</i>	71	34.1%		<ul style="list-style-type: none"> ■ <i>Aedes-Oc</i> ■ <i>Anopheles</i> ■ <i>Culex</i> ■ <i>Culiseta</i> ■ <i>Other</i>
			08/17/2020	<i>Culex tarsalis</i>	137	65.9%		
			Total		208			
FC-029	CDC Light Trap	Larimer	Ben's Park					
			08/19/2020	<i>Culex pipiens</i>	3	37.5%		<ul style="list-style-type: none"> ■ <i>Aedes-Oc</i> ■ <i>Anopheles</i> ■ <i>Culex</i> ■ <i>Culiseta</i> ■ <i>Other</i>
			08/19/2020	<i>Culex tarsalis</i>	5	62.5%		
			Total		8			
FC-029gr	Gravid Trap	Larimer	Ben's Park Gravid					
			08/19/2020	<i>Culex pipiens</i>	90	100.0%		<ul style="list-style-type: none"> ■ <i>Aedes-Oc</i> ■ <i>Anopheles</i> ■ <i>Culex</i> ■ <i>Culiseta</i> ■ <i>Other</i>
			Total		90			
FC-031	CDC Light Trap	Larimer	Willow Springs					
			08/17/2020	<i>Aedes dorsalis</i>	1	2.3%		<ul style="list-style-type: none"> ■ <i>Aedes-Oc</i> ■ <i>Anopheles</i> ■ <i>Culex</i> ■ <i>Culiseta</i> ■ <i>Other</i>
			08/17/2020	<i>Aedes vexans</i>	1	2.3%		
			08/17/2020	<i>Culex pipiens</i>	5	11.6%		
			08/17/2020	<i>Culex tarsalis</i>	35	81.4%		
			08/17/2020	<i>Culiseta inornata</i>	1	2.3%		
			Total		43			
FC-034	CDC Light Trap	Larimer	Country Club					

Trap #	Date	Species	Count	Percent
	08/16/2020	<i>Aedes dorsalis</i>	4	5.7%
	08/16/2020	<i>Aedes melanimon</i>	3	4.3%
	08/16/2020	<i>Aedes vexans</i>	36	51.4%
	08/16/2020	<i>Anopheles freeborni</i>	3	4.3%
	08/16/2020	<i>Culex tarsalis</i>	24	34.3%
		Total	70	



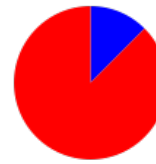
- *Aedes-Oc*
- *Anopheles*
- *Culex*
- *Culiseta*
- *Other*

FC-036	CDC Light Trap	Larimer	Hemlock	Date	Species	Count	Percent
				08/16/2020	<i>Aedes dorsalis</i>	5	5.7%
				08/16/2020	<i>Aedes vexans</i>	39	44.3%
				08/16/2020	<i>Anopheles freeborni</i>	1	1.1%
				08/16/2020	<i>Culex pipiens</i>	8	9.1%
				08/16/2020	<i>Culex tarsalis</i>	35	39.8%
					Total	88	



- *Aedes-Oc*
- *Anopheles*
- *Culex*
- *Culiseta*
- *Other*

FC-037	CDC Light Trap	Larimer	Chelsea Ridge	Date	Species	Count	Percent
				08/19/2020	<i>Aedes vexans</i>	4	12.5%
				08/19/2020	<i>Culex tarsalis</i>	28	87.5%
					Total	32	



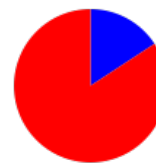
- *Aedes-Oc*
- *Anopheles*
- *Culex*
- *Culiseta*
- *Other*

FC-038	CDC Light Trap	Larimer	Lochside Lane	Date	Species	Count	Percent
				08/16/2020	<i>Aedes vexans</i>	1	3.8%
				08/16/2020	<i>Culex tarsalis</i>	25	96.2%
					Total	26	



- *Aedes-Oc*
- *Anopheles*
- *Culex*
- *Culiseta*
- *Other*

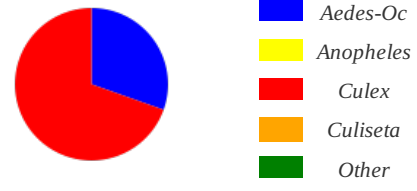
FC-039	CDC Light Trap	Larimer	Fossil Creek South	Date	Species	Count	Percent
				08/17/2020	<i>Aedes dorsalis</i>	3	15.8%
				08/17/2020	<i>Culex pipiens</i>	1	5.3%
				08/17/2020	<i>Culex tarsalis</i>	15	78.9%
					Total	19	




- *Aedes-Oc*
- *Anopheles*
- *Culex*
- *Culiseta*
- *Other*

Trap #	Date	Species	Count	Percent
--------	------	---------	-------	---------

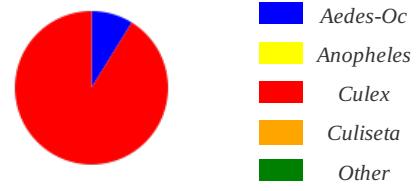
FC-040	CDC Light Trap	Larimer	Redwood		
		08/16/2020	<i>Aedes dorsalis</i>	3	4.3%
		08/16/2020	<i>Aedes vexans</i>	18	26.1%
		08/16/2020	<i>Culex pipiens</i>	14	20.3%
		08/16/2020	<i>Culex tarsalis</i>	34	49.3%
			Total	69	




FC-040gr	Gravid Trap	Larimer	Redwood Gravid		
		08/16/2020	<i>Culex pipiens</i>	88	100.0%
			Total	88	








FC-041	CDC Light Trap	Larimer	Fishback		
		08/18/2020	<i>Aedes vexans</i>	6	8.8%
		08/18/2020	<i>Culex pipiens</i>	25	36.8%
		08/18/2020	<i>Culex tarsalis</i>	37	54.4%
			Total	68	



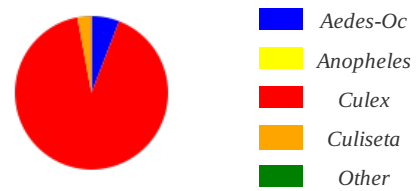
FC-046	CDC Light Trap	Larimer	Westshore Ct		
		08/17/2020	<i>Culex pipiens</i>	13	50.0%
		08/17/2020	<i>Culex tarsalis</i>	13	50.0%
			Total	26	



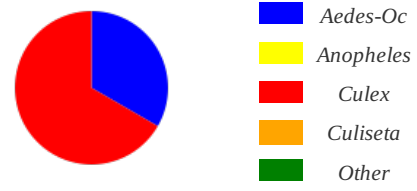
FC-047	CDC Light Trap	Larimer	Keeneland And Twin Oak
--------	----------------	---------	------------------------

Trap #	Date	Species	Count	Percent		
	08/17/2020	<i>Culex tarsalis</i>	8	100.0%		<ul style="list-style-type: none"> ■ <i>Aedes-Oc</i> ■ <i>Anopheles</i> ■ <i>Culex</i> ■ <i>Culiseta</i> ■ <i>Other</i>
		Total	8			
FC-049	CDC Light Trap	Larimer	Casa Grande and Downing			
	08/18/2020	<i>Aedes vexans</i>	15	40.5%		<ul style="list-style-type: none"> ■ <i>Aedes-Oc</i> ■ <i>Anopheles</i> ■ <i>Culex</i> ■ <i>Culiseta</i> ■ <i>Other</i>
	08/18/2020	<i>Culex pipiens</i>	10	27.0%		
	08/18/2020	<i>Culex tarsalis</i>	12	32.4%		
		Total	37			
FC-050	CDC Light Trap	Larimer	Golden Meadows Ditch			
	08/17/2020	<i>Culex pipiens</i>	94	90.4%		<ul style="list-style-type: none"> ■ <i>Aedes-Oc</i> ■ <i>Anopheles</i> ■ <i>Culex</i> ■ <i>Culiseta</i> ■ <i>Other</i>
	08/17/2020	<i>Culex tarsalis</i>	10	9.6%		
		Total	104			
FC-052	CDC Light Trap	Larimer	603 Gilgalad Way			
	08/18/2020	<i>Aedes vexans</i>	4	44.4%		<ul style="list-style-type: none"> ■ <i>Aedes-Oc</i> ■ <i>Anopheles</i> ■ <i>Culex</i> ■ <i>Culiseta</i> ■ <i>Other</i>
	08/18/2020	<i>Culex pipiens</i>	2	22.2%		
	08/18/2020	<i>Culex tarsalis</i>	3	33.3%		
		Total	9			
FC-053	CDC Light Trap	Larimer	Egret and Rookery			
	08/17/2020	<i>Culex tarsalis</i>	50	100.0%		<ul style="list-style-type: none"> ■ <i>Aedes-Oc</i> ■ <i>Anopheles</i> ■ <i>Culex</i> ■ <i>Culiseta</i> ■ <i>Other</i>
		Total	50			
FC-054	CDC Light Trap	Larimer	737 Parliament			

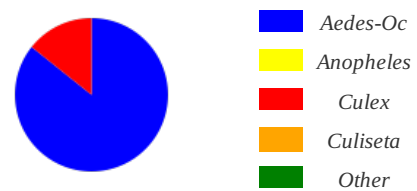
Trap #	Date	Species	Count	Percent
	08/19/2020	<i>Aedes dorsalis</i>	1	2.9%
	08/19/2020	<i>Aedes vexans</i>	1	2.9%
	08/19/2020	<i>Culex pipiens</i>	15	44.1%
	08/19/2020	<i>Culex tarsalis</i>	16	47.1%
	08/19/2020	<i>Culiseta inornata</i>	1	2.9%
		Total	34	




Trap #	Date	Species	Count	Percent
FC-057	08/19/2020	<i>Aedes vexans</i>	1	33.3%
	08/19/2020	<i>Culex tarsalis</i>	2	66.7%
		Total	3	



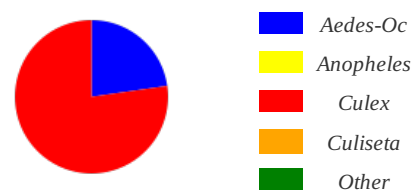
Trap #	Date	Species	Count	Percent
FC-058	08/18/2020	<i>Aedes vexans</i>	30	85.7%
	08/18/2020	<i>Culex pipiens</i>	3	8.6%
	08/18/2020	<i>Culex tarsalis</i>	2	5.7%
		Total	35	



Trap #	Date	Species	Count	Percent
FC-059	08/17/2020	<i>Aedes dorsalis</i>	1	2.3%
	08/17/2020	<i>Aedes trivittatus</i>	1	2.3%
	08/17/2020	<i>Culex pipiens</i>	36	83.7%
	08/17/2020	<i>Culex tarsalis</i>	5	11.6%
		Total	43	

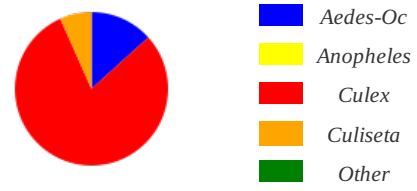


Trap #	Date	Species	Count	Percent
FC-060	08/18/2020	<i>Aedes dorsalis</i>	1	4.5%
	08/18/2020	<i>Aedes vexans</i>	4	18.2%
	08/18/2020	<i>Culex pipiens</i>	17	77.3%
		Total	22	

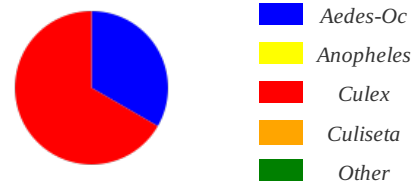


Trap #	Date	Species	Count	Percent
--------	------	---------	-------	---------

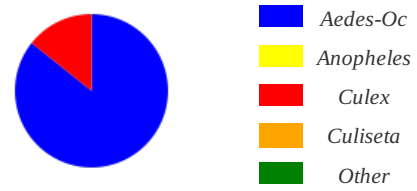
FC-061	CDC Light Trap	Larimer	Holley Plant Research Center		
		08/18/2020	<i>Aedes dorsalis</i>	1	6.7%
		08/18/2020	<i>Aedes vexans</i>	1	6.7%
		08/18/2020	<i>Culex pipiens</i>	8	53.3%
		08/18/2020	<i>Culex tarsalis</i>	4	26.7%
		08/18/2020	<i>Culiseta inornata</i>	1	6.7%
Total				15	




FC-062	CDC Light Trap	Larimer	Water's Edge at Blue Mesa		
		08/19/2020	<i>Aedes vexans</i>	1	33.3%
		08/19/2020	<i>Culex pipiens</i>	2	66.7%
Total				3	



FC-063	CDC Light Trap	Larimer	Red Fox Meadows		
		08/18/2020	<i>Aedes vexans</i>	12	85.7%
		08/18/2020	<i>Culex tarsalis</i>	2	14.3%
Total				14	

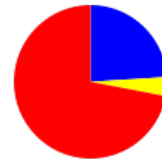


FC-063gr	Gravid Trap	Larimer	Red Fox Meadows Gravid		
		08/18/2020	<i>Culex pipiens</i>	245	100.0%
Total				245	

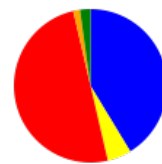


FC-064	CDC Light Trap	Larimer	West Chase
--------	----------------	---------	------------


Trap #	Date	Species	Count	Percent
	08/17/2020	<i>Aedes dorsalis</i>	1	4.0%
	08/17/2020	<i>Aedes vexans</i>	5	20.0%
	08/17/2020	<i>Anopheles freeborni</i>	1	4.0%
	08/17/2020	<i>Culex pipiens</i>	8	32.0%
	08/17/2020	<i>Culex tarsalis</i>	10	40.0%
		Total	25	



FC-066	CDC Light Trap	Larimer	Prospect Ponds		
		08/16/2020	<i>Aedes melanimon</i>	3	2.2%
		08/16/2020	<i>Aedes vexans</i>	54	39.1%
		08/16/2020	<i>Anopheles freeborni</i>	7	5.1%
		08/16/2020	<i>Coquillettidia perturbans</i>	3	2.2%
		08/16/2020	<i>Culex pipiens</i>	22	15.9%
		08/16/2020	<i>Culex tarsalis</i>	47	34.1%
		08/16/2020	<i>Culiseta inornata</i>	2	1.4%
			Total	138	



FC-066gr	Gravid Trap	Larimer	Prospect Ponds Gravid		
		08/16/2020	<i>Culex pipiens</i>	45	100.0%
			Total	45	



FC-067	CDC Light Trap	Larimer	Poudre River Trail		
		08/16/2020	Trap Malfunction	0	0.0%
		08/18/2020	<i>Aedes dorsalis</i>	2	7.7%
		08/18/2020	<i>Culex pipiens</i>	4	15.4%
		08/18/2020	<i>Culex tarsalis</i>	20	76.9%
			Total	26	



FC-068	CDC Light Trap	Larimer	5029 Crest Dr
--------	----------------	---------	---------------

Trap #	Date	Species	Count	Percent		
	08/19/2020	<i>Culex pipiens</i>	20	87.0%		<ul style="list-style-type: none"> ■ <i>Aedes-Oc</i> ■ <i>Anopheles</i> ■ <i>Culex</i> ■ <i>Culiseta</i> ■ <i>Other</i>
	08/19/2020	<i>Culex tarsalis</i>	3	13.0%		
		Total	23			
FC-069	CDC Light Trap	Larimer	Linden Lake Rd			
	08/16/2020	<i>Aedes dorsalis</i>	1	1.1%		<ul style="list-style-type: none"> ■ <i>Aedes-Oc</i> ■ <i>Anopheles</i> ■ <i>Culex</i> ■ <i>Culiseta</i> ■ <i>Other</i>
	08/16/2020	<i>Aedes melanimon</i>	1	1.1%		
	08/16/2020	<i>Aedes vexans</i>	10	11.4%		
	08/16/2020	<i>Culex pipiens</i>	4	4.5%		
	08/16/2020	<i>Culex tarsalis</i>	72	81.8%		
		Total	88			
FC-071	CDC Light Trap	Larimer	Silvergata Rd			
	08/19/2020	<i>Aedes vexans</i>	1	4.3%		<ul style="list-style-type: none"> ■ <i>Aedes-Oc</i> ■ <i>Anopheles</i> ■ <i>Culex</i> ■ <i>Culiseta</i> ■ <i>Other</i>
	08/19/2020	<i>Culex pipiens</i>	12	52.2%		
	08/19/2020	<i>Culex tarsalis</i>	10	43.5%		
		Total	23			
FC-072	CDC Light Trap	Larimer	422 Lake Dr			
	08/16/2020	<i>Culex pipiens</i>	16	50.0%		<ul style="list-style-type: none"> ■ <i>Aedes-Oc</i> ■ <i>Anopheles</i> ■ <i>Culex</i> ■ <i>Culiseta</i> ■ <i>Other</i>
	08/16/2020	<i>Culex tarsalis</i>	16	50.0%		
		Total	32			
FC-073	CDC Light Trap	Larimer	118 S Grant			
	08/18/2020	<i>Aedes dorsalis</i>	1	3.0%		<ul style="list-style-type: none"> ■ <i>Aedes-Oc</i> ■ <i>Anopheles</i> ■ <i>Culex</i> ■ <i>Culiseta</i> ■ <i>Other</i>
	08/18/2020	<i>Aedes vexans</i>	2	6.1%		
	08/18/2020	<i>Culex pipiens</i>	11	33.3%		
	08/18/2020	<i>Culex tarsalis</i>	19	57.6%		
		Total	33			

Trap #	Date	Species	Count	Percent
--------	------	---------	-------	---------

FC-074	CDC Light Trap	Larimer	Rock Creek		
		08/17/2020	<i>Aedes dorsalis</i>	5	6.4%
		08/17/2020	<i>Aedes vexans</i>	12	15.4%
		08/17/2020	<i>Anopheles freeborni</i>	11	14.1%
		08/17/2020	<i>Coquillettidia perturbans</i>	1	1.3%
		08/17/2020	<i>Culex pipiens</i>	21	26.9%
		08/17/2020	<i>Culex tarsalis</i>	27	34.6%
		08/17/2020	<i>Culiseta inornata</i>	1	1.3%
			Total	78	

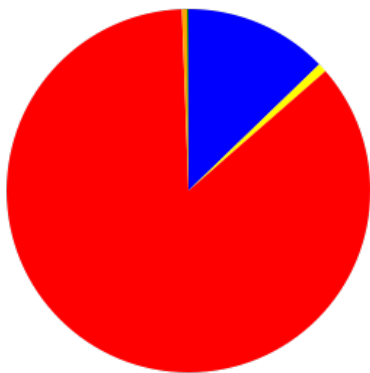
FC-075	CDC Light Trap	Larimer	Sage Creek North		
		08/17/2020	<i>Culex pipiens</i>	3	50.0%
		08/17/2020	<i>Culex tarsalis</i>	3	50.0%
			Total	6	

FC-075gr	Gravid Trap	Larimer	Sage Creek North Gravid		
		08/17/2020	<i>Culex pipiens</i>	148	100.0%
			Total	148	

FC-088gr	Gravid Trap	Larimer	English Ranch Park Gravid		
		08/17/2020	<i>Culex pipiens</i>	227	100.0%
			Total	227	

FC-089gr	Gravid Trap	Larimer	Kunz Ct. and Brook Dr. Gravid		
----------	-------------	---------	-------------------------------	--	--

Trap #	Date	Species	Count	Percent		
	08/19/2020	<i>Culex pipiens</i>	99	100.0%		<ul style="list-style-type: none"> ■ <i>Aedes-Oc</i> ■ <i>Anopheles</i> ■ <i>Culex</i> ■ <i>Culiseta</i> ■ <i>Other</i>
		Total	99			
FC-090gr	Gravid Trap	Larimer	Mountain Grandview Cemetery Gravid			
	08/18/2020	<i>Culex pipiens</i>	68	100.0%		<ul style="list-style-type: none"> ■ <i>Aedes-Oc</i> ■ <i>Anopheles</i> ■ <i>Culex</i> ■ <i>Culiseta</i> ■ <i>Other</i>
		Total	68			
FC-091gr	Gravid Trap	Larimer	PVH Gravid			
	08/16/2020	<i>Culex pipiens</i>	10	100.0%		<ul style="list-style-type: none"> ■ <i>Aedes-Oc</i> ■ <i>Anopheles</i> ■ <i>Culex</i> ■ <i>Culiseta</i> ■ <i>Other</i>
		Total	10			
FC-092gr	Gravid Trap	Larimer	Udall Natural Gravid			
	08/16/2020	<i>Culex pipiens</i>	80	100.0%		<ul style="list-style-type: none"> ■ <i>Aedes-Oc</i> ■ <i>Anopheles</i> ■ <i>Culex</i> ■ <i>Culiseta</i> ■ <i>Other</i>
		Total	80			
FC-093	CDC Light Trap	Larimer	Lopez Elementary			
	08/19/2020	No Mosquitoes	0	NaN%		<ul style="list-style-type: none"> ■ <i>Aedes-Oc</i> ■ <i>Anopheles</i> ■ <i>Culex</i> ■ <i>Culiseta</i> ■ <i>Other</i>
		Total	0			



	TOTAL	%
■ <i>Aedes-Oc</i>	398	12.8%
■ <i>Anopheles</i>	25	0.8%
■ <i>Culex</i>	2,675	85.8%
■ <i>Culiseta</i>	14	0.4%
■ <i>Other</i>	4	0.1%