

**Utilities**

electric · stormwater · wastewater · water
700 Wood Street
PO Box 580
Fort Collins, CO 80522

970.212.2900

V/TDD: 711

utilities@fcgov.com

fcgov.com/utilities

MEMORANDUM

DATE: August 9, 2023

TO: Water Commission

FROM: Michael Neale, Water Resources Engineer
& Water Resources Division Staff

RE: **August 2023, Quarterly Water Resources Division Staff Report**

Purpose

This memorandum is intended to update the Water Commission on water resource conditions for the City of Fort Collins Water Utility (Water Utility) over the last quarter and provide updated outlook information. For additional information, please refer to the City's website:

<https://www.fcgov.com/utilities/water-status>

Water Resources Summary

Supply and Demand

- Water Supply – Annual supply to date has consisted of 42% from the Cache la Poudre and 58% from Horsetooth Reservoir.
- Water Demand in June was 67% of projected demand. Annual demand to date is currently 87% of projected.
- Remaining Horsetooth supply and projected supply from Cache la Poudre can comfortably meet all remaining demands through the water year. Precipitation has influenced a significant reduction in outdoor demand in the last quarter.

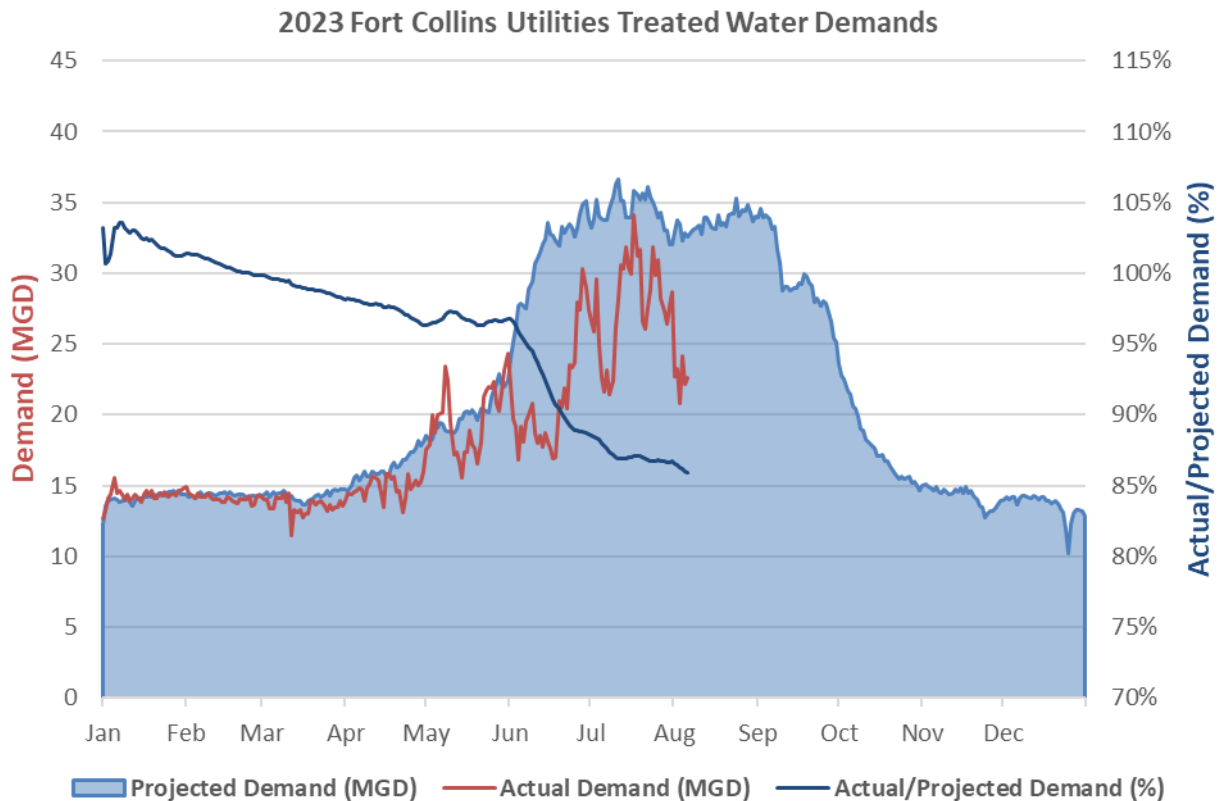
Cache la Poudre River flow: The Cache la Poudre River at the Canyon Gauge peaked at 2,590 CFS on June 17th. Graphical data for the Poudre River is available on-line at:

- Cache La Poudre River at the Canyon Mouth
<https://dwr.state.co.us/Tools/Stations/CLAFTRCO?params=DISCHRG>
- Cache La Poudre River at Fort Collins
<https://dwr.state.co.us/Tools/Stations/CLAFORCO?params=DISCHRG>

Other Water Resources Considerations:

- The Colorado-Big Thompson (CBT) system currently has 149% equivalent quota in project reserves, this on top of 2023 quota allocation and carryover. See Northern Water's August 1 report attached.

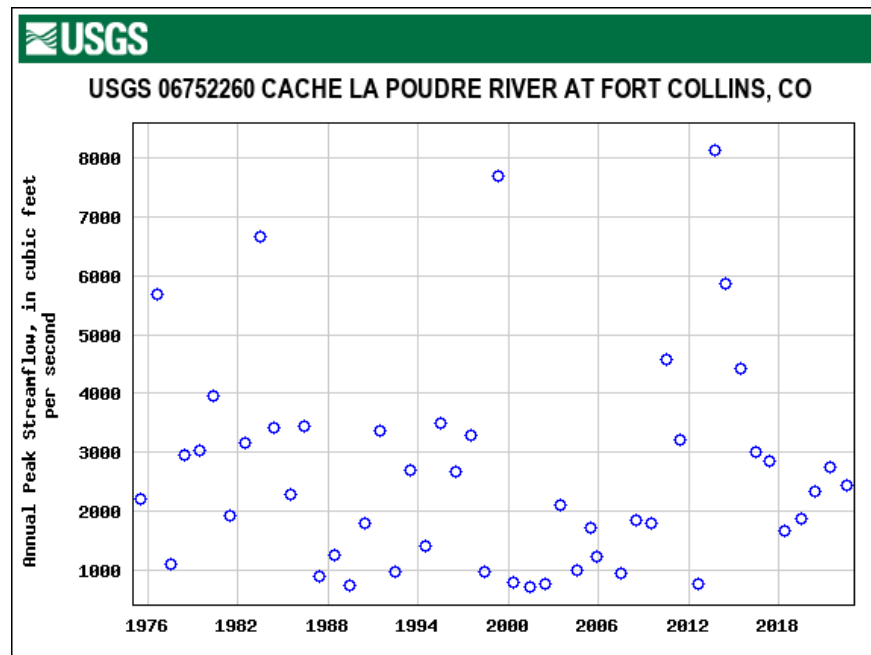
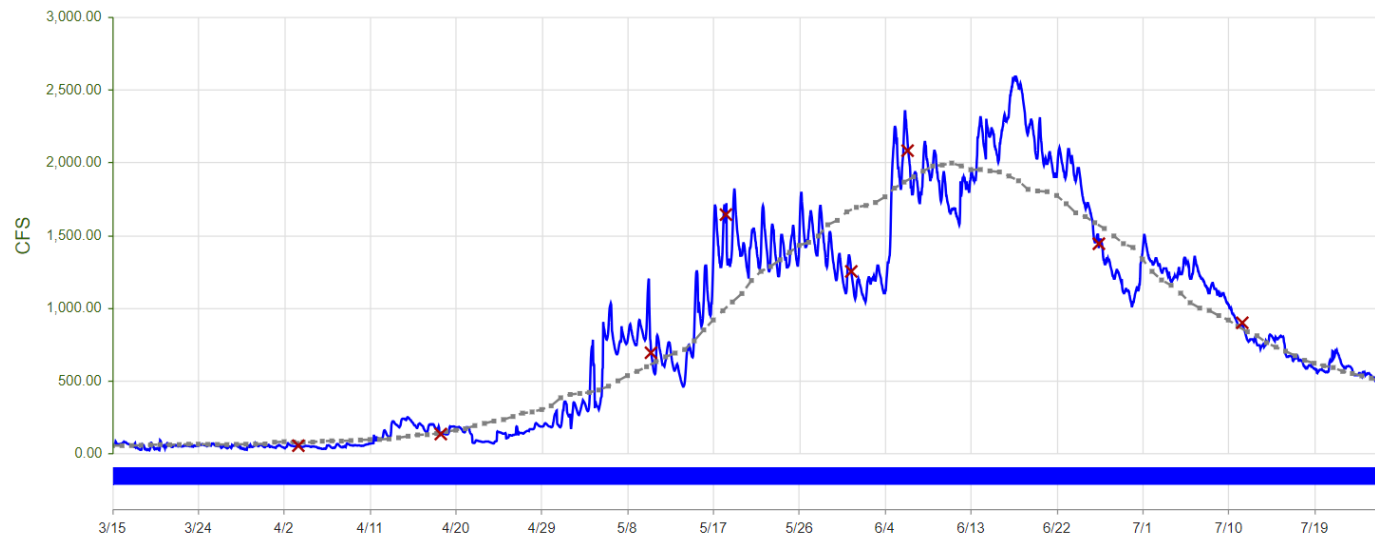
- Water Resources Division maintains close communication with Northern Water regarding any drought response or policy action affecting the CBT system. As of now, there is no indication of drought management action needed from Northern Water.
- If drought management action is called for, the Water Shortage Action Plan (WSAP) is in place to guide our decisions and actions (fcgov.com/WSAP).



City of Fort Collins Utilities
Treated Water Monthly Summary
2023

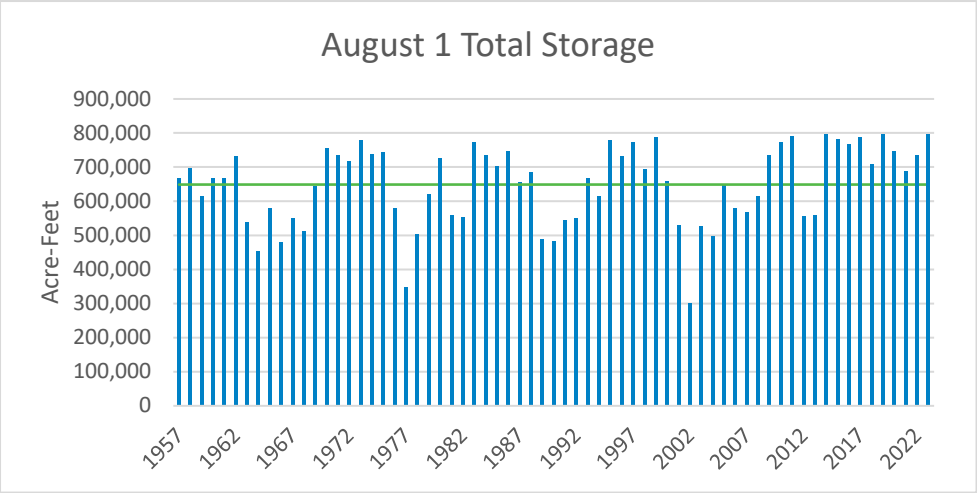
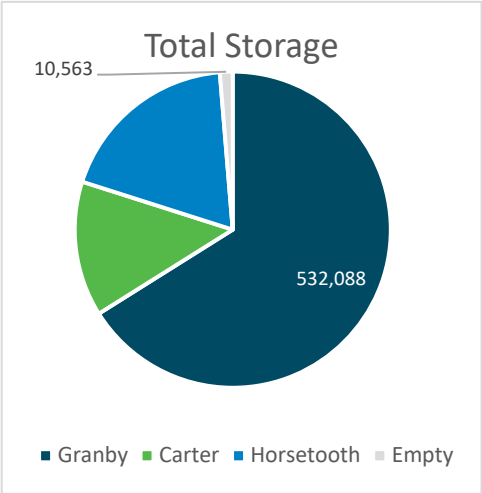
	Jan	Feb	Mar	Apr	May	Jun	Jul	Aug	Sep	Oct	Nov	Dec	Year to Date
WTF Water Supply (MG)													
From Poudre	243.3	250.6	268.9	201.6	242.1	195.3	412.2						1,814.1
From Horsetooth	235.3	183.8	197.1	286.1	440.6	536.6	584.1						2,463.7
Total Raw Water	478.6	434.4	466.1	487.7	682.8	731.9	996.3						4,277.8
Demands (MG)													
WTF Production	468.5	425.7	456.2	477.3	669.9	718.5	972.8						4,188.9
Change in Storage	-0.5	3.0	-1.0	8.1	-1.3	1.4	-0.4						9.2
Demand on WTF	469.0	422.8	457.3	469.2	671.2	717.1	973.2						4,179.6
From Soldier Canyon	17.7	7.6	0.0	82.9	138.7	112.9	221.1						580.9
To Soldier Canyon	0.0	0.0	0.0	0.0	0.0	0.0	0.0						0.0
To FC-Lov/NWCWD	-43.6	-35.3	-35.7	-105.8	-200.4	-197.1	-331.7						-949.6
For City	443.0	395.1	421.6	446.3	609.6	632.9	862.5						3,810.9
Daily Deliveries to City (MG)													
Max During Month	15.5	14.9	14.4	16.0	24.4	30.3	34.1						34.1
Min During Month	12.7	13.6	11.5	13.1	15.5	16.8	21.4						11.5
Avg During Month	14.3	14.1	13.6	14.9	19.7	21.1	27.8						17.9
Monthly Deliveries (Ac-Ft)													
Projected	1,343	1,233	1,361	1,497	1,909	2,868	3,281	3,201	2,742	1,698	1,312	1,294	23,737
Actual	1,360	1,212	1,294	1,370	1,871	1,942	2,647						11,695
Ratio	101%	98%	95%	91%	98%	68%	81%						49%
Year to Date Deliveries (Ac-Ft)													
Projected	1,343	2,575	3,936	5,433	7,342	10,210	13,490	16,691	19,433	21,131	22,443	23,737	23,737
Actual	1,360	2,572	3,866	5,235	7,106	9,048	11,695						11,695
Ratio	101%	100%	98%	96%	97%	89%	87%						49%

CLAF7CCO - CACHE LA POUDE AT CANYON MOUTH NEAR FORT COLLINS

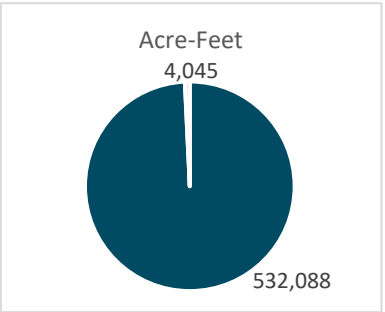
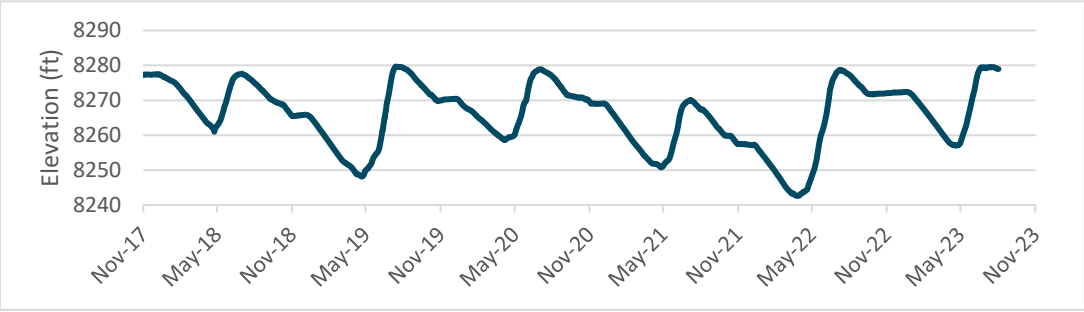


C-BT Project Storage

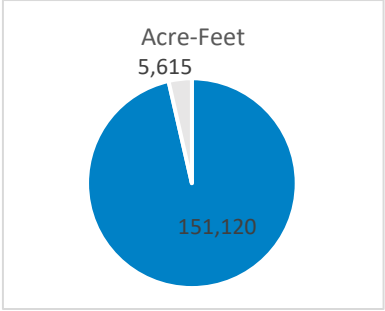
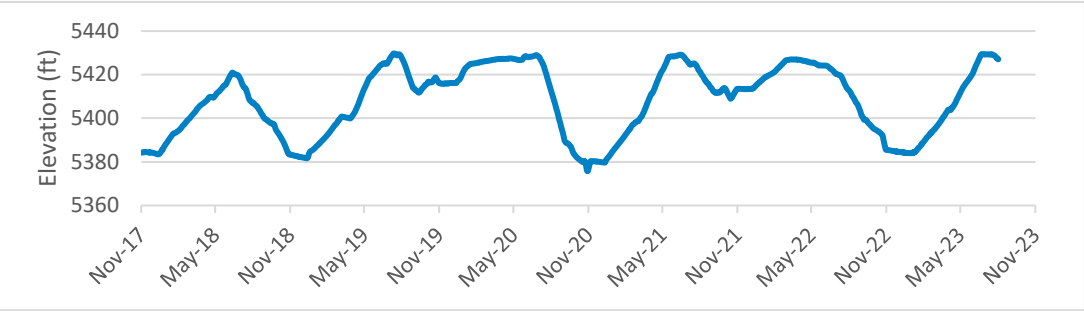
August 1, 2023



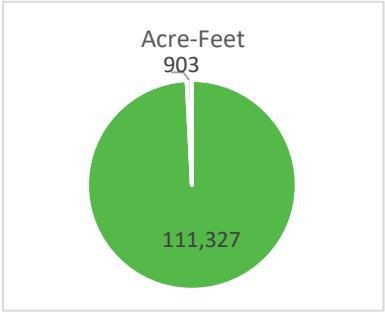
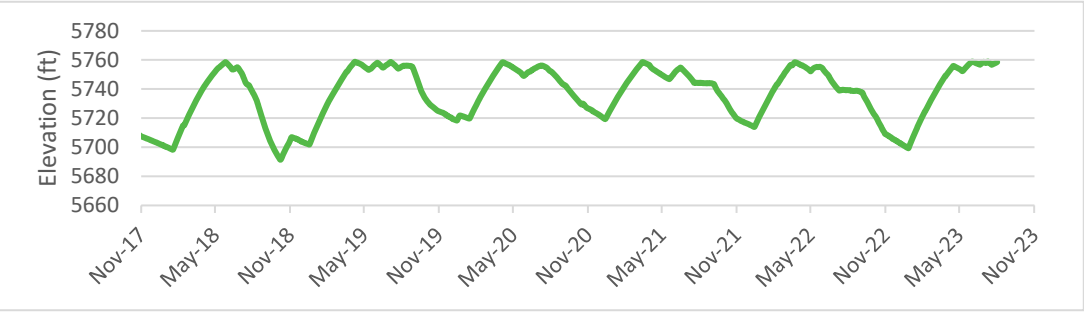
Lake Granby Storage in Lake Granby decreased 3,249 acre-feet last month



Horsetooth Reservoir Storage in Horsetooth Reservoir decreased 4,374 acre-feet last month



Carter Lake Storage in Carter Lake decreased 616 acre-feet last month



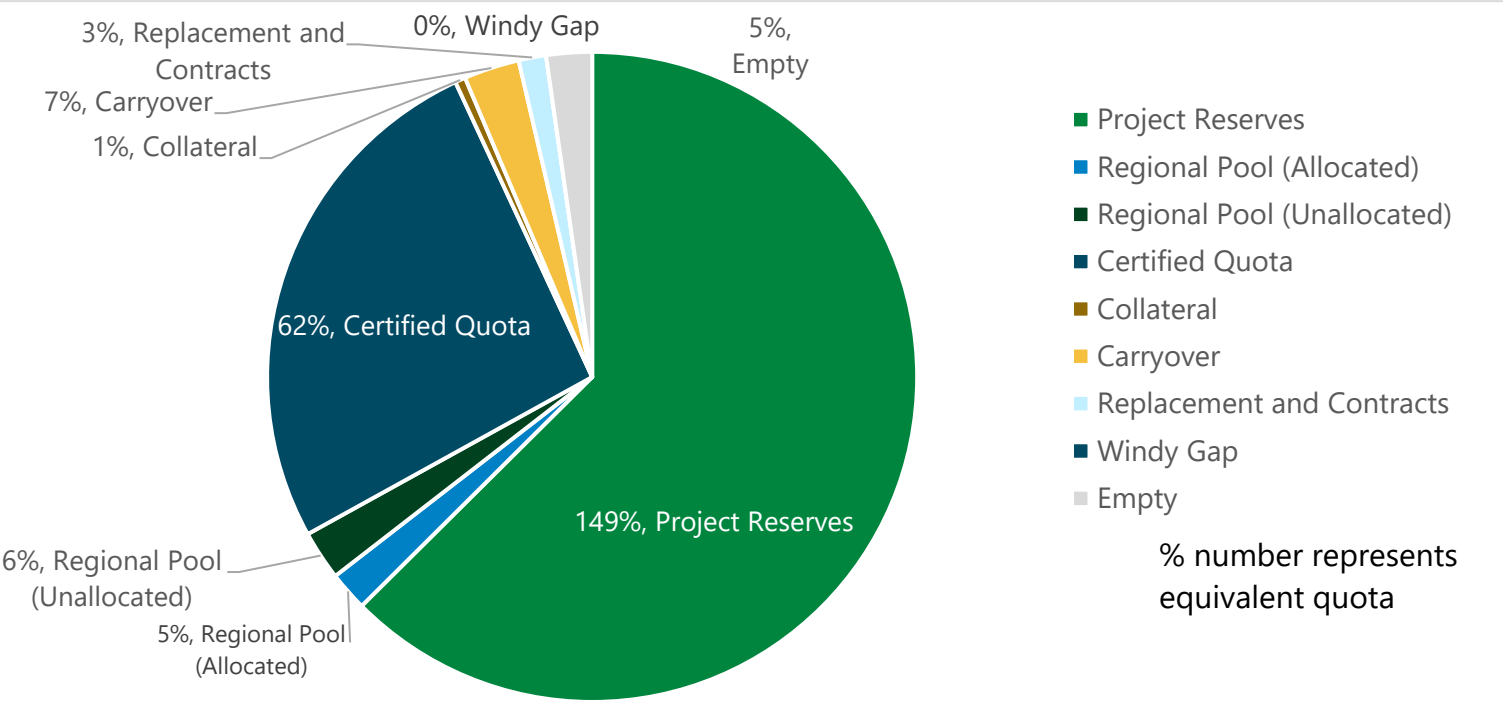
Note: Storage in pie charts represents total storage (active and dead storage).

C-BT Project Allocated Water

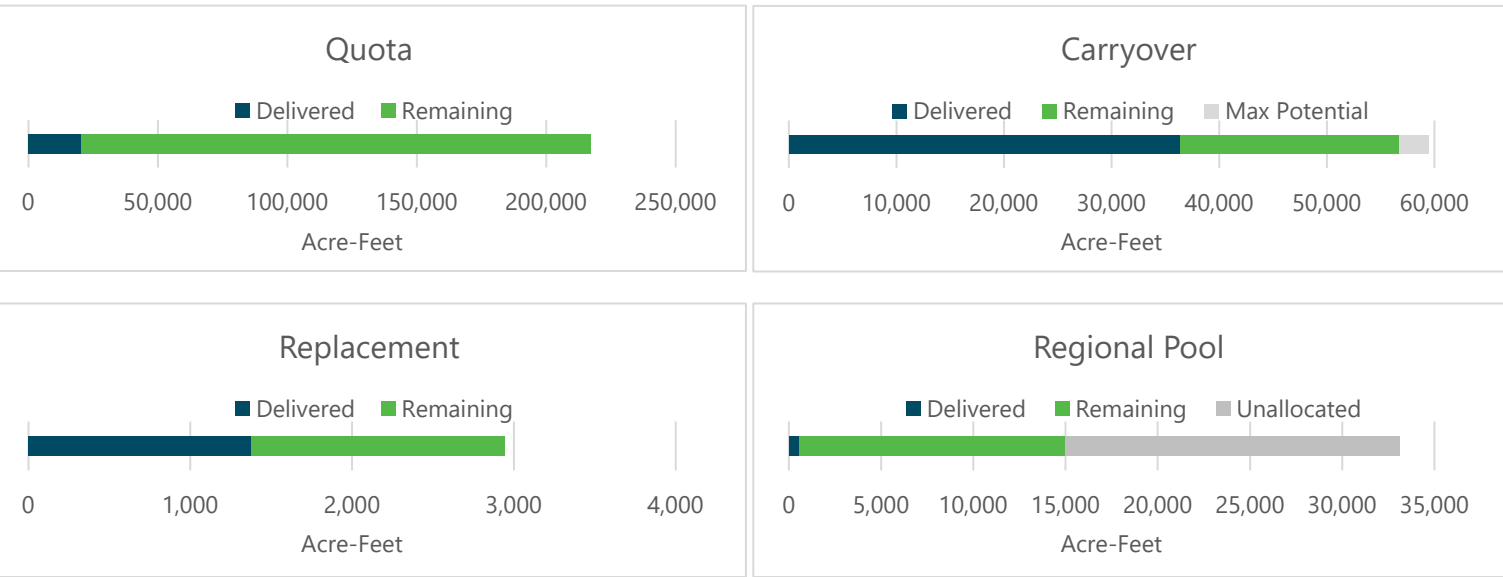
August 1, 2023



C-BT Active Storage



C-BT Delivery Obligations

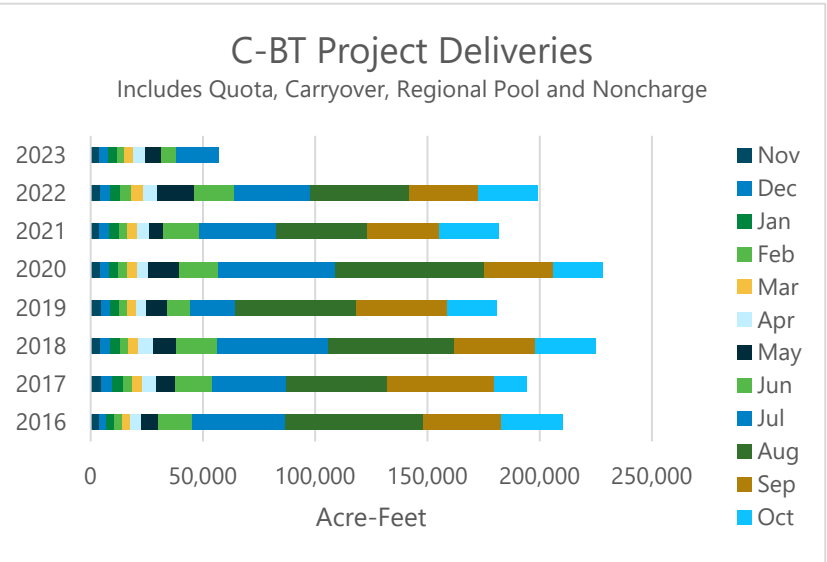
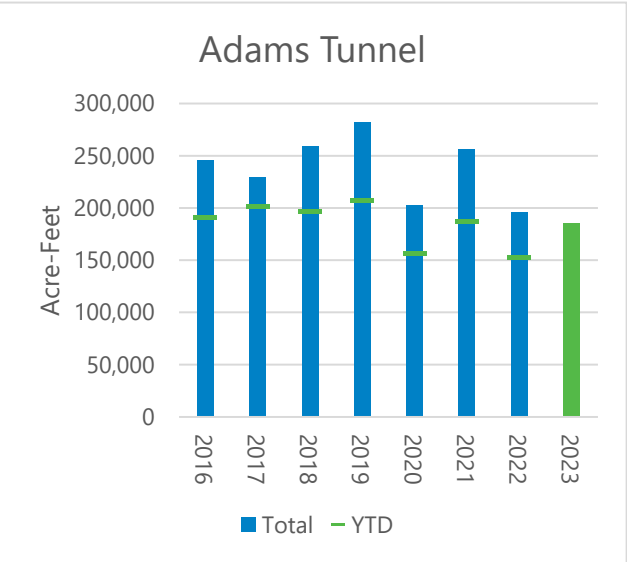


Notes:

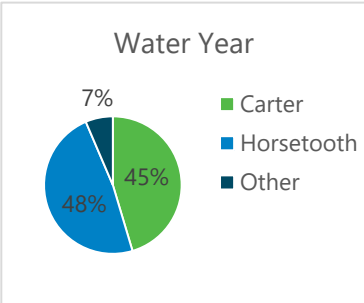
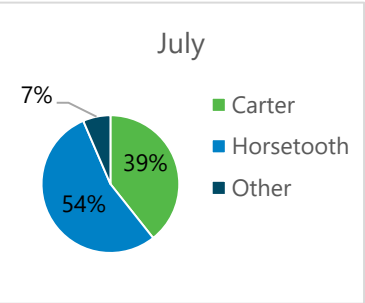
- 1) Quota set at 70%
- 2) Carryover - Entities certified 56,716 Acre-Feet of Carryover for WY2023.
- 3) Regional Pool - Additional water accrued to the Regional Pool on April 30, 2023. There is 33,113 Acre-Feet in the Regional Pool for WY 2023. The Board allocated 15,000 AF at the May 11 board meeting.
- 4) Pie chart reflects the active storage in Granby, Carter, Horsetooth and Boulder Reservoir.

C-BT Project Deliveries

August 1, 2023



Deliveries by Area



Deliveries by Use

