

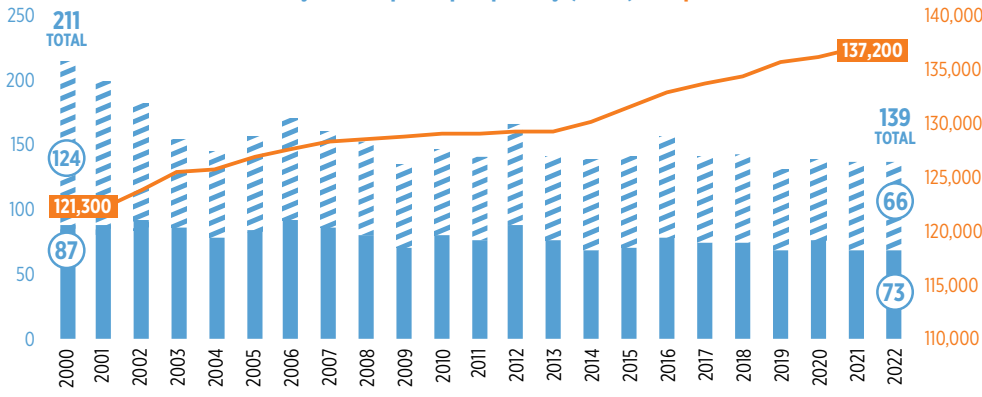
2022

WATER CONSERVATION ANNUAL REPORT

Fort Collins Utilities has a strong commitment to ensuring the efficient and responsible use of our natural resources. Our Water Conservation Program started in 1977 and we continue to innovate, providing ongoing and relevant water efficiency support to the community.



Community Gallons per Capita per Day (GPCD) & Population



WATER CONSERVATION AND EFFICIENCY AT A GLANCE

GPCD is down 34% since 2000.

Based on total water treated.

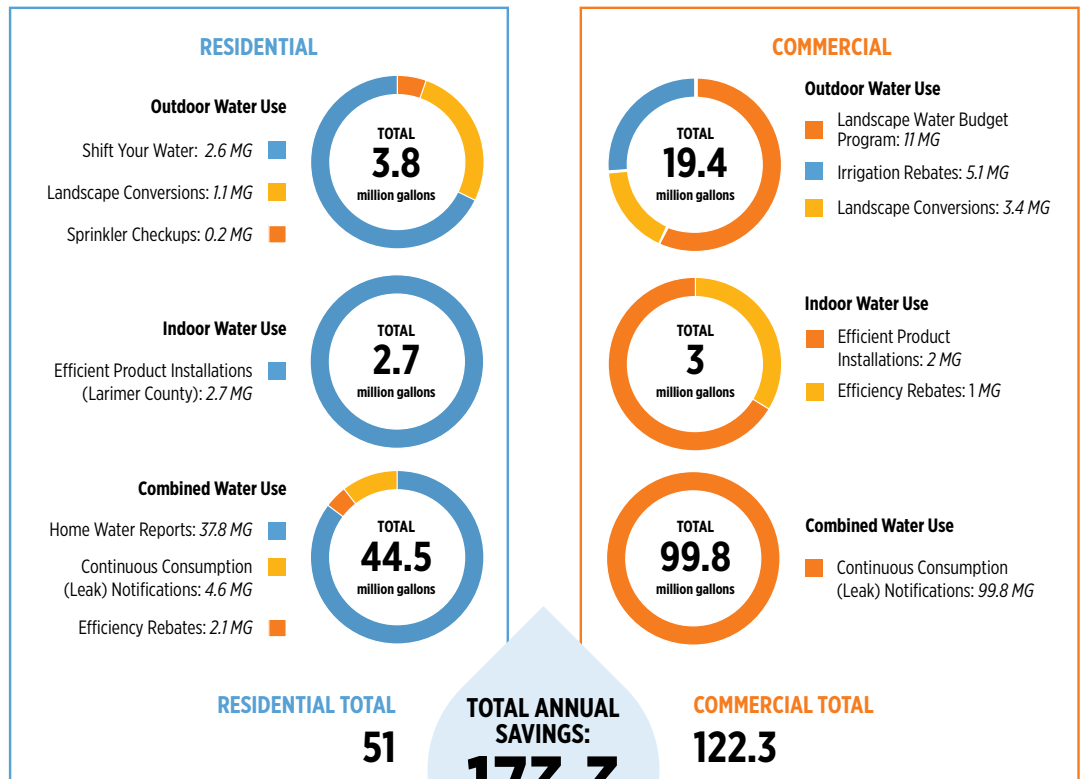
- Residential GPCD
- Commercial GPCD
- Population

PROGRAMS AND SERVICES

WATER SAVINGS

Actions in 2022 resulted in **173.3 million gallons (MG)** saved or 2% of 2022 total treated water.

2,140 homes' average annual water use was saved in 2022.



LEARN MORE:

Residential Efficiency Programs and Rebates: fcgov.com/save-water

Commercial Efficiency Programs and Rebates: fcgov.com/water-efficiency

MEASUREMENT MATTERS

Utilities measures and tracks numerous water conservation metrics, including:

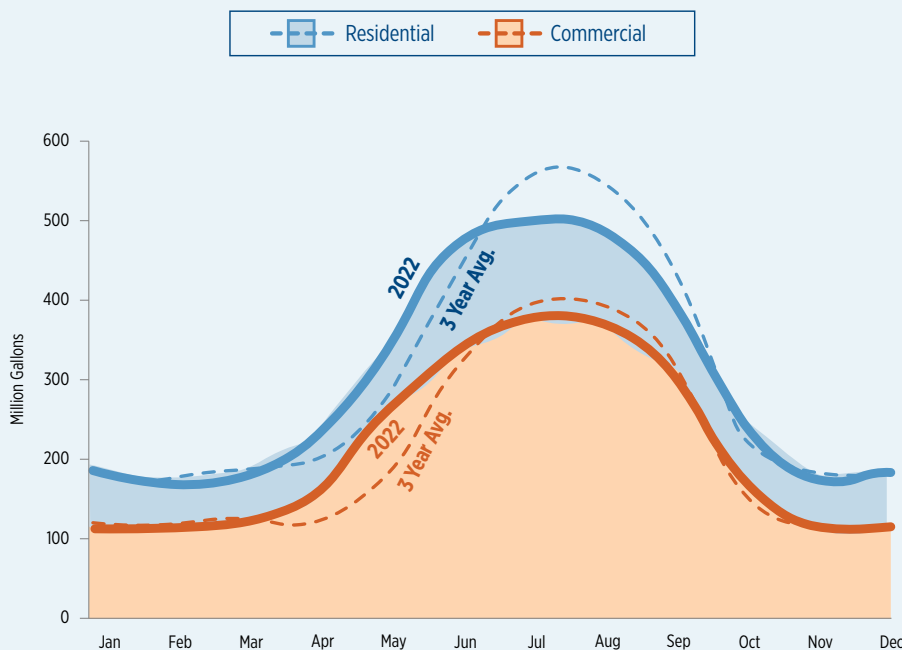
- Gallons per capita per day (GPCD) is the total treated water used for commercial and residential customers, divided by the service area population (about 70% of Fort Collins), and divided by 365 days. GPCD helps determine if conservation and efficiency efforts are impacting community water use regardless of population growth. GPCD fluctuates greatly with weather – hotter and drier months during the irrigation season create higher water demands for our community.
- Precipitation and temperature are evaluated to determine water is impacted by annual changes to climate.
- Estimated water savings from programs and services offered by the Water Conservation Program is another way to evaluate our efforts and impact on water use in Fort Collins Utilities Water Service Area. When possible, we use program participants' water use data to get the most accurate water savings estimates. This helps us monitor our efforts and determine which programs and services are the most effective at saving water.

WATER USE IN 2022

Overall water use in 2022 was very similar to previous years with a few differences to point out:

- Residential water use was down 1% and commercial water use was up 4% compared to a 3-year historical average (2019 – 2021).
- Residential and commercial water use trended 18% higher from April-June and 9% lower from July-Sept. compared to 2021 water use. This may be due to a drier spring (April-June) and wetter summer (July-Sept) in 2022 vs. 2021.
- 173 million gallons saved in 2022 is an 8% increase in estimated savings compared to 2021 (160 million gallons).
- Overall, Utilities customers used 139 gallons per person per day (GPCD), which is the same GPCD as 2021. This is a 34% reduction in GPCD since 2000. An additional 6.5% reduction is needed to meet Utilities' goal of reaching 130 GPCD by 2030.

Total Monthly Water Use



AVERAGE YEARLY USE PER CUSTOMER CLASS:

Single Family & Duplex: 81,000 gal/yr
Multi-Family Building: 448,100 gal/yr (includes multiple units)

Commercial: 906,350 gal/yr

AVERAGE YEARLY ACCOUNTS:

2022 Residential: 32,766 accounts
 • 30,363 SF/Duplex accounts
 • 2,403 MFR accounts.

2022 Commercial: includes 2,807 commercial and irrigation accounts

2022 Residential total water use:
3,540,000,000 gallons

2022 Commercial total water use:
2,540,000,000 gallons

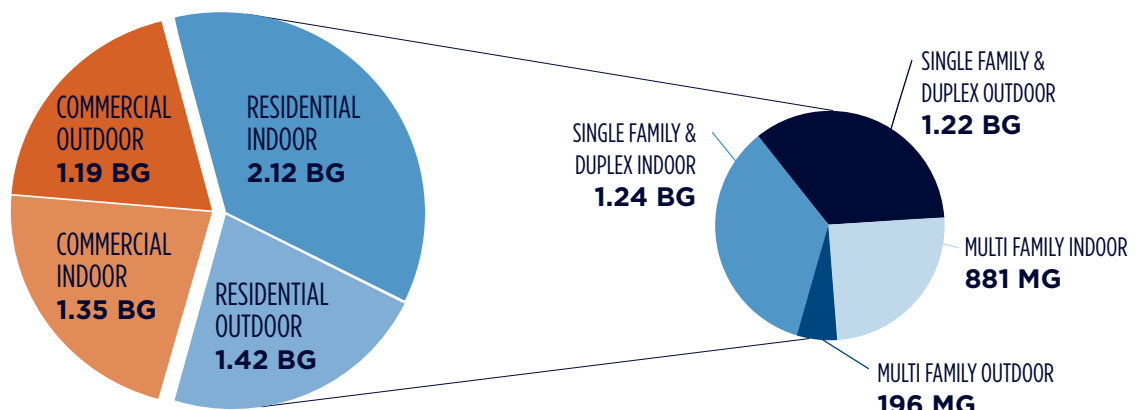
WHAT IMPACTS WATER USE?

Water use constantly fluctuates – both individual and overall community use. Many factors impact how much water we use, including:

- **Conservation Behavior:** Different behaviors, such as how long and how often people shower, water lawns, and leave faucets running when brushing teeth or washing hands impact both individual and community water use. Businesses also impact water use through their daily practices and production processes.
- **Efficient Fixtures/Appliances:** Homes and businesses that have water-efficient appliances, fixtures, irrigation equipment and technologies use less water.
- **Leaks:** The average US household wastes 10,000 gallons of water, or about 12% of the total average household water use, every year. Leaks are often silent and go unnoticed, like the ones in your irrigation system, toilet or dripping showerhead. If leaks were found and fixed, the average water bill would be 10% less and Fort Collins Utilities would save hundreds of millions of gallons each year.
- **Weather:** is a significant factor in how much water we use outdoors on our landscapes and to a lesser extent, how much water larger businesses use for cooling towers. Hotter and drier weather, resulting from climate change, makes water-wise landscapes and efficient cooling towers a critical strategy for managing resilient and sustainable water demand.
- **Population:** The more people in a household and community, the greater total water use.
- **Land development patterns and urban design:** Less dense developments that include more landscaped areas require more water for maintenance. Landscapes that are not regionally adapted or native to our area, such as turf grasses, require more water than nature provides. The development choices we make can impact water use for many years. Parkways, medians, parks and other green spaces also impact community water use. Choosing the right landscape for the right purpose and using water-wise plants avoids costly landscape retrofits in the future.

OUTDOOR WATER USE (COMMERCIAL + RESIDENTIAL) IS 43% OR 2.61 BG.

BG = Billion Gallons



2022 WATER CONSERVATION PROGRAM HIGHLIGHTS

- **Shift Your Water:** The 2nd year of Shift Your Water was more successful than 2021, with 918 households pledging to stop irrigating their grass by Oct. 1, saving an estimated 2.6 million gallons of water.
- **Graywater:** A permit process allowing graywater in all development types for toilet flushing water only was developed and adopted by Council city-wide.
- **Continuous Consumption:** Utilities sends notifications to all customers who have ongoing water use, every hour for 24 hours or more. These notifications inform customers on how to check for and resolve leaks. In 2022, 3,410 notifications were sent to residential customers and 7,946 to commercial customers, which saved an estimated 104.6 million gallons of water.
- **Stopping water waste:** If irrigation equipment breaks or sprays excessively, water runs onto streets and sidewalks. When someone in the community identifies water being wasted, they can notify the [Saving Water Hotline](https://www.fcgov.com/saving-water-hotline) (fcgov.com/saving-water-hotline) to resolve the issue. In 2022, Water Conservation responded to 98 water-wasting incidents.
- **Plumbing efficiency standard changes:** The adoption of increased efficiency codes for toilets and public bathroom faucets and more efficient and compact plumbing systems, which wastes less water by minimizing the need to flush cold water from pipes before getting hot water to each fixture.
- **Record-breaking year for Xeriscape:** The annual Xeriscape Garden Party saw over 700 attendees, providing numerous educational opportunities and over 2000 plants for attendees to take home and plant in their gardens. The residential Xeriscape Incentive Program saw 94 completed projects, 35% more than in 2021.

IN 2023, WE'RE FOCUSED ON

- **Water Shortage Preparation:** Utilities, local experts and industry partners continue to monitor Colorado River conditions and the federal and state discussions addressing the ongoing drought. Utilities gets half of its water from the Colorado-Big Thompson Project, which is stored in Horsetooth Reservoir and managed by Northern Water. If Colorado-Big Thompson Project water supplies were to be interrupted, Northern Water would determine if, when, and how much Utilities' supply would be reduced. If needed, Utilities will respond to shortages following the steps set in the [Water Shortage Action Plan](#) ([fcgov.com/wsap](#)).
- **Water Shortage Preparation:** Utilities, local experts and industry partners continue to monitor Colorado River conditions and the federal and state discussions addressing the ongoing drought. Utilities gets half of its water from the Colorado-Big Thompson Project, which is stored in Horsetooth Reservoir and managed by Northern Water. If Colorado-Big Thompson Project water supplies were to be interrupted, Northern Water would determine if, when, and how much Utilities' supply would be reduced. If needed, Utilities will respond to shortages following the steps set in the [Water Shortage Action Plan](#) ([fcgov.com/wsap](#)).
- **Landscape and Irrigation Training:** There are many landscape transformation projects happening in Fort Collins with a focus on replacing high-water use areas with water-wise landscapes. Along with these projects, there is a need to ensure new landscapes are successful, attractive and water efficient. What goes into the ground is only part of the water savings equation- the other critical factor is behavior and practice.

Providing discounted educational and certification opportunities for our community's landscape professionals can help increase the water-saving potential of these landscape conversions.

- **Xeriscape and Soil Amendment Codes ([fcgov.com/xsa](#)):** Council has an identified priority to increase xeriscaping and address soil amendments in all types of new and redeveloped properties. Utilities Water Conservation Team is leading this effort with engagement opportunities for the public to provide input on the following proposals:
 - Limit cool-season grass (turf) in new development and redevelopment.
 - Expand irrigation efficiency standards.
 - Increase flexibility, compliance and enforcement in existing soil amendment code.
- **Water Efficiency Plan Update:** [The Water Efficiency Plan](#) ([fcgov.com/wep](#)) was last updated in 2015 and outlines water conservation goals and strategies. This year's update aims to integrate water and land use planning and incorporate climate change modeling, equity and resilience into future plans and goals.



LEARN MORE:

Water Efficiency Plan: [fcgov.com/water-efficiency-plan](#)