

## Other Tips, Tricks & **WAYS TO SAVE**

Optimize your energy and water use and save money on your bill with our programs and rebates.

### **TRACK YOUR USE**

View detailed electricity and water use with MyEnergy and MyWater. Register at [fcgov.com/portals](https://fcgov.com/portals).

### **SIGN UP FOR AN ASSESSMENT**

Enjoy a more comfortable and energy-efficient home by participating in the Epic Homes program. Learn more and sign up for a free virtual energy advising session at [fcgov.com/epichomes](https://fcgov.com/epichomes).

### **RECEIVE A REBATE**

Rebates are available for energy and water efficiency products at [fcgov.com/conserve](https://fcgov.com/conserve).

### **FIX DRIPS AND LEAKS**

It's the fastest way to conserve.

### **PAY LESS FOR WASTEWATER**

Your winter quarter average (WQA) is based on water use billed January - March. Use less water December - March (depending on billing cycle) to save on wastewater costs year-round.



## Make Your Utilities **MORE AFFORDABLE**

Learn more about our affordability programs at [fcgov.com/UAP](https://fcgov.com/UAP).

### **PAYMENT ASSISTANCE FUND**

One-time financial assistance per 12-month cycle on your past-due electric and/or water bill.

### **INCOME-QUALIFIED ASSISTANCE PROGRAM**

Reduced electric, water and/or wastewater that provides 25% off certain elements of these services.

## **CONTACT US**

[utilities@fcgov.com](mailto:utilities@fcgov.com) | 970-212-2900 | V/TDD 711



## Fort Collins Utilities **2025 RATES**

### **& Tips to Manage Utility Costs**

As a locally owned, not-for-profit utility, Fort Collins Utilities is committed to delivering safe, reliable and competitively priced electric, water, wastewater and stormwater services.

[fcgov.com/utility-rates](https://fcgov.com/utility-rates)



# 2025 RATE CHANGES

Small, steady rate increases cover the costs of delivering reliable electric, water, wastewater and stormwater services to our customers now and into the future.

## ELECTRIC

6.5% average increase due to higher generation costs and grid upgrades to add resiliency and transition to our energy future.

## WATER

7% increase to help fund capital projects like pipe and meter replacements.

## WASTEWATER

6% increase to help fund capital projects like improvements at the Drake Water Reclamation Facility and collection system replacement.

## STORMWATER

6% increase to help fund capital projects like the Oak Street Outfall and stream rehabilitation.

Crews replace storm sewer pipes to improve stormwater drainage.

# The Cost of PROVIDING SERVICE

Our prices are based on the costs associated with serving our customers and are adjusted through bi-annual, cost-of-service studies.

We do not profit on the services we provide. Funds received are invested into our infrastructure and operations to maintain and continually improve our systems.

Many factors, including fuel and wholesale costs, environmental regulations, infrastructure improvements, and changing energy and water demands, affect the costs of producing and providing utility services.

When setting rates, we balance these factors to ensure safety, reliability and the best price possible for our customers.

## COMMERCIAL RATES

Learn about commercial rates and how to manage costs at [fcgov.com/commercial-rates](https://fcgov.com/commercial-rates).







# Take Control of YOUR ELECTRIC BILL

With Time-of-Day (TOD) residential electric pricing, when you use electricity is as important as how much you use. Shift your use to the lower-priced, off-peak hours or reduce your overall use to save.

- Run your dishwasher in the morning, later in the evening/night or on weekends.
- Use a programmable or smart thermostat to control heating and cooling costs.
- Save approximately 50¢ per load by drying your laundry during off-peak hours.
- Charge electronics and electric vehicles overnight.

Learn more at [fcgov.com/tod-tips](https://fcgov.com/tod-tips)

# 2024 to 2025 RESIDENTIAL BILL COMPARISON

	2024 RATES	2025 RATES	% CHANGE	\$ CHANGE
 <b>ELECTRIC</b> 700 kilowatt-hours/month	\$88.42	\$94.16	6.5%	\$5.75
 <b>WATER</b> 10,000 gallons/month	\$53.04	\$56.75	7%	\$3.71
 <b>WASTEWATER</b> 4,800 gallons/month WQA	\$36.97	\$39.18	6%	\$2.22
 <b>STORMWATER</b> 8,600 sq. ft. lot, light runoff	\$23.09	\$24.47	6%	\$1.39
<b>Avg. Utility Bill Total</b>	\$201.51	\$214.57	6.5%	<b>\$13.06</b>

A typical residential customer, based on average annual use, could expect to see an overall increase of \$13.06 per month (see chart).

**DID YOU KNOW?**  
Our rates are among the lowest in the Front Range.