

# WHY USE A ROUNDABOUT?

## SAFETY

Roundabouts have been shown to reduce fatal and injury accidents as much as 60% in the United States. This is attributed to slower speeds and reduced number of conflict points (any point where an accident is likely to occur).

## REDUCED DELAY

By yielding at the entry rather than stopping and waiting for a green light, delay is significantly reduced.

## CAPACITY

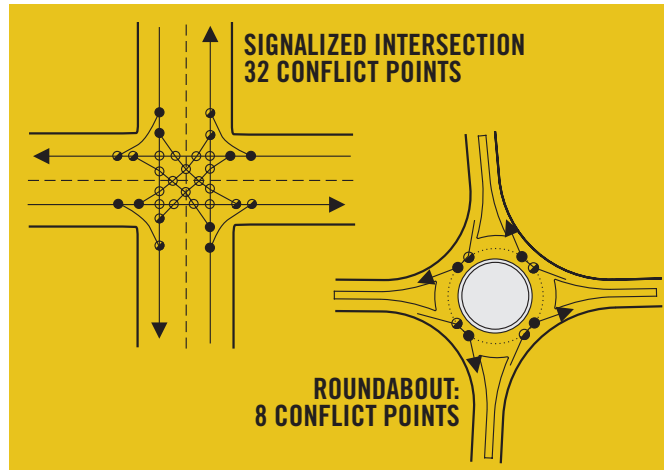
Intersections with a high volume of left turns are less congested with a roundabout than with a traffic signal.

## ENVIRONMENTAL

Fewer stops and starts reduce fuel consumption and limit air pollution.

## REDUCED COSTS

Roundabouts eliminate maintenance and electricity costs associated with traffic signals by approximately \$5,000 per year per intersection.



# SIGNS AT A ROUNDABOUT

Roundabouts are easy to use. Simply position your vehicle correctly and indicate where you want to go.

## SIGNS AND MARKINGS GUIDE THE WAY



Advance roundabout warning signs advise you are approaching the roundabout.

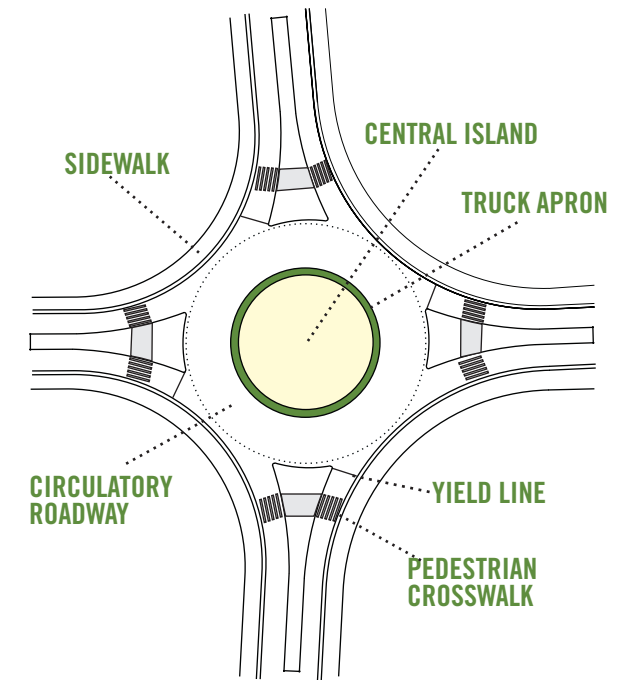


Pedestrian Crossing Signs warn drivers that pedestrians may be present and have the right-of-way.



Roundabout YIELD signs and pavement markings are placed at the intersection of each approach road at roundabout.

# ROUNDABOUT USER GUIDE



City of  
**Fort Collins**

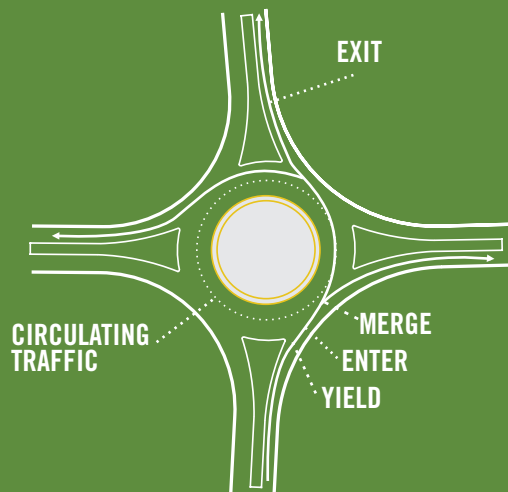
Traffic  
Operations

TRAFFIC OPERATIONS  
PO BOX 580  
FORT COLLINS, CO 80522  
970.221.6630

# MOTOR VEHICLES

## APPROACHING & ENTERING THE ROUNDABOUT

- Follow the lane designation signs and choose the proper lane. Slow down and yield to pedestrians in the crosswalk.
- Look to the left. Traffic in the roundabout has the right-of-way.
- Approach the yield line and enter the roundabout when there is an enough space between cars.
- If another car is waiting at the yield line ahead of you, do not stop in the crosswalk.
- Bicyclists are permitted to ride in the lane just as other vehicles do. Do not pass a bicyclist in the roundabout.



## EXITING A ROUNDABOUT

- Proceed counter-clockwise to your exit. You now have the right-of-way.
- As you approach your exit, turn on your right turn signal, and yield to pedestrians.

## TRUCKS

- Large trucks and trailers may drive (usually with just the rear wheels) on the raised pavement of the truck apron to handle the tight turning radius.
- Cars should not use the truck apron.

## PEDESTRIANS

- Stay on the designated walkways at all times.
  - Cross only at the designated crosswalk.
  - Never cross to the central island.
  - Cross the roadway one lane at a time, using the splitter island as a refuge area before crossing the next lane.

# BICYCLISTS

- If you are comfortable riding in traffic, take the lane and circulate like you are a vehicle, making sure you yield to traffic in the circle when entering.
- Ride at the speed of the circular road-way to discourage cars from passing you.
- Use your right hand signal when exiting.
- If you are unsure about using the roundabout, you may use the designated Sidewalk and crosswalks.

## REMEMBER

- Vehicles entering the roundabout **MUST YIELD** to vehicles in the roundabout, as well as to pedestrians and bicyclists.
- Pedestrians, bicycle riders, and motorcyclists are often very hard to see. Always keep an eye out for them.
- Large vehicles like buses and trucks may need additional width to enter or leave a roundabout. Keep clear of them and always yield to vehicles that are in the roundabout.
- Do not stop in the roundabout to let others enter. Keep moving...