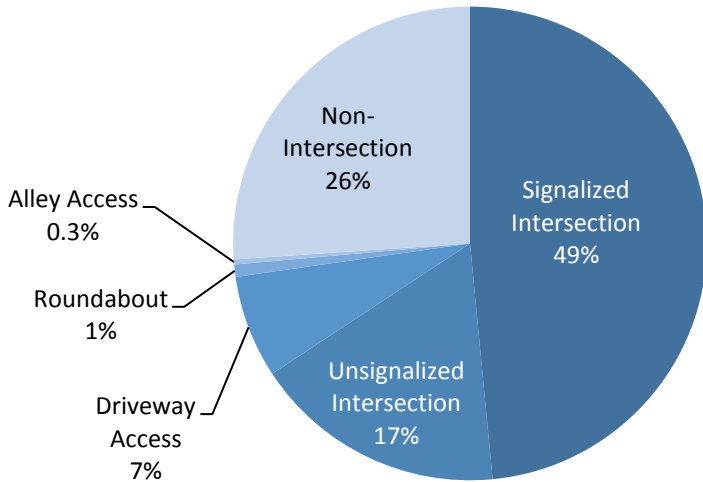


Locations of Crashes 2014-2018

The chart below shows the location of crashes in Fort Collins. Crashes at intersections or driveways account for 74% of all crashes. This illustrates the importance of reducing the number of driveways (when possible), minimizing accesses and focusing the traffic safety program at intersections.



More than **74%** of all crashes occur at an intersection or driveway

Figure 13
Crash location (2014-2018)

At Fault Drivers by Age 2014-2018

The chart below compares the number of crashes, by age, of at-fault drivers with the percent of licensed drivers in that age category. Drivers aged 15-19 are three times as likely to be involved in a crash as would be expected given the number of licensed drivers in that age group. Twenty to 24 year-old drivers are also overrepresented in crashes. All other age groups are underrepresented in crashes.

While these statistics are not unique to Fort Collins, they do indicate that driver inexperience is likely a key factor in crashes and countermeasures to address this challenge are appropriate at all levels (local as well as statewide and national).

Teenagers represent **5 %** of all drivers but are responsible for **15 %** of all crashes

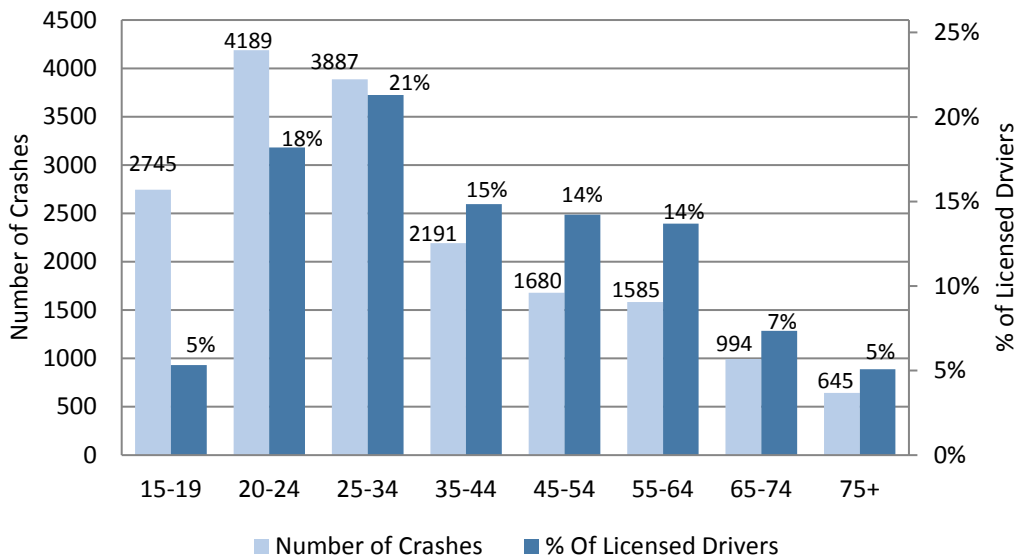


Figure 14
Crashes by age of at fault drivers (2014-2018)

Crashes by Age and Gender 2014-2018

The graph below shows crashes by age and gender (some crashes are not included if gender information was not provided in the report).

Overall, male drivers are involved in more crashes than female drivers. Younger male drivers (20 – 34) in particular are more likely to be involved in crashes than their female counterparts. It should be noted that male drivers tend to drive more vehicle-miles per year.

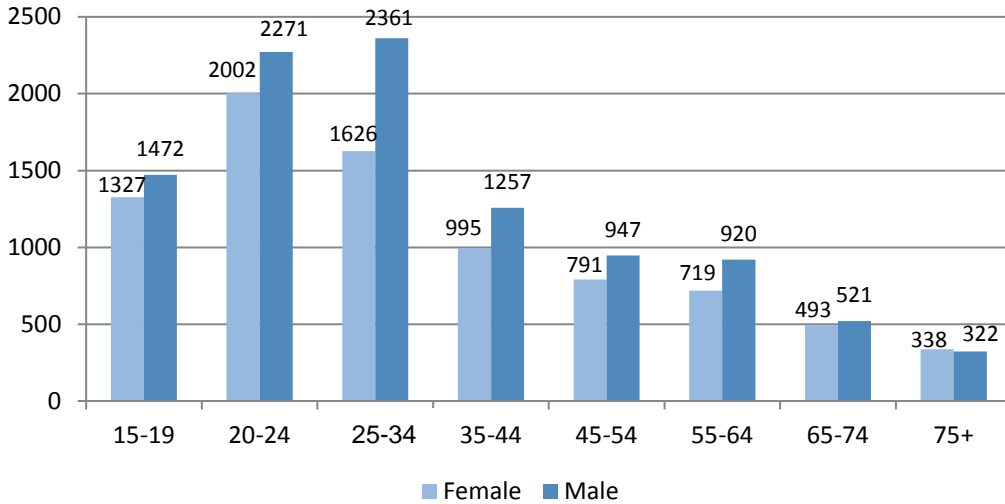


Figure 15
Crashes by age and gender of at fault drivers (2014 – 2018)

Crash Type by Driver Age 65+ 2014-2018

The graph below shows how the type of severe crashes vary for driver's aged 65+. Older drivers are significantly over represented in Approach Turn crashes. These are typically crashes involving a left turn that may require judging appropriate gaps in traffic.

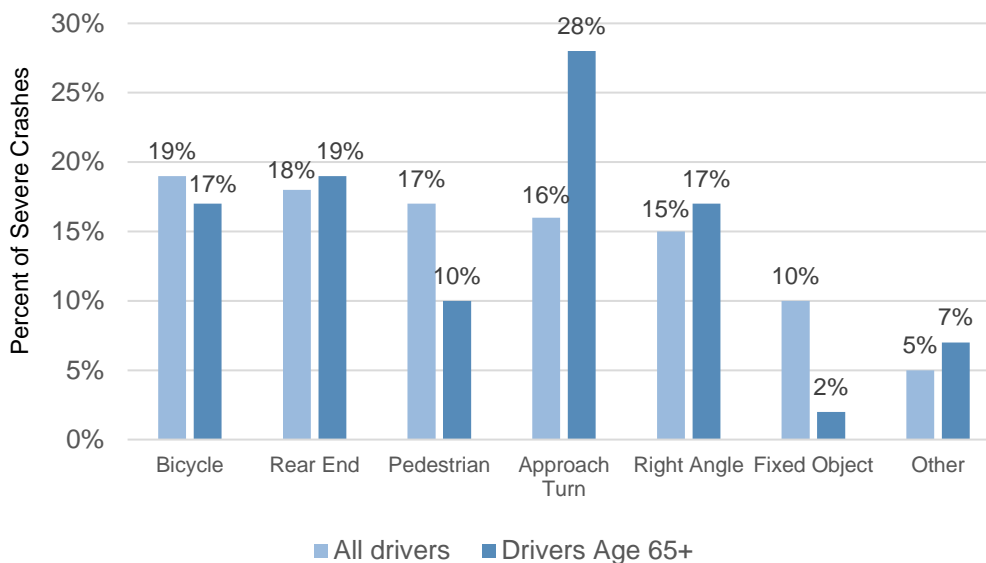


Figure 16
Severe crashes by type for drivers aged 65+ (2014 – 2018)