



# PY2022 Consolidated Annual Performance Evaluation Report

City of Fort Collins • Social Sustainability Department  
222 Laporte Avenue • PO Box 580  
Fort Collins, CO 80522  
970-221-6734  
[fcgov.com/socialsustainability](http://fcgov.com/socialsustainability)



22-24186 | Auxiliary aids and services are available for persons with disabilities. V/TDD: 711



## **CR-05 - Goals and Outcomes**

### **Progress the jurisdiction has made in carrying out its strategic plan and its action plan. 91.520(a)**

This could be an overview that includes major initiatives and highlights that were proposed and executed throughout the program year.

Approximately 11% of our community of 174,000 was impacted through the investment of Competitive Process funding, including CDBG and HOME, Human Services Program, and Affordable Housing Fund dollars. In Program Year 2022 (PY22) the Social Sustainability Department partnered with 4 nonprofits that received CDBG to provide human services, and 3 affordable housing providers that received CDBG and/or HOME funds to further the goals of the Consolidated Plan. CDBG funding was used to make investments in critical public services, providing residents with homelessness prevention and sheltering for domestic violence victims and persons experiencing homelessness. CDBG and HOME funds were invested in multifamily housing construction and rehabilitation, and single family ownership construction. Local funds supported multifamily housing rehabilitation, as well as 23 nonprofit organizations providing supportive services such as case management, nutrition, childcare scholarships, housing counseling, victim advocacy, behavioral health, and youth programming. AHF dollars were also used to support emergency home improvements for low-income homeowners.

Additionally, the City made significant, non-Competitive Process, financial and resource investments in community initiatives. Examples include annual funding to Homeward Alliance, and contributions and involvement in Outreach Fort Collins, which connects vulnerable people (often experiencing homelessness) to services. The City works with the Continuum of Care and the regional Coordinated Assessment and Housing Placement System (CAHPS). The City also prioritizes staff representation on boards and groups covering key community development areas affecting low- and moderate-income populations, such as mental health, workforce development, healthcare, and childcare.

For specifics on outcomes, see Table 1 Notes below.

### **Comparison of the proposed versus actual outcomes for each outcome measure submitted with the consolidated plan and explain, if applicable, why progress was not made toward meeting goals and objectives. 91.520(g)**

Categories, priority levels, funding sources and amounts, outcomes/objectives, goal outcome indicators, units of measure, targets, actual outcomes/outputs, and percentage completed for each of the grantee's program year goals.



Goal	Category	Source / Amount	Indicator	Unit of Measure	Expected – Strategic Plan	Actual – Strategic Plan	Percent Complete	Expected – Program Year	Actual – Program Year	Percent Complete
Increase access to services	Non-Housing Community Development	CDBG: \$ / Human Service Program: \$	Public service activities other than Low/Moderate Income Housing Benefit	Persons Assisted	1100	1367	124.27%			
Increase access to services	Non-Housing Community Development	CDBG: \$ / Human Service Program: \$	Homeless Person Overnight Shelter	Persons Assisted	0	0				
Increase the supply of affordable housing units	Affordable Housing	CDBG: \$ / HOME: \$ / Affordable Housing Fund: \$	Rental units constructed	Household Housing Unit	239	55	23.01%	62	0	0.00%
Increase the supply of affordable housing units	Affordable Housing	CDBG: \$ / HOME: \$ / Affordable Housing Fund: \$	Homeowner Housing Added	Household Housing Unit	30	6	20.00%	1	0	0.00%
Preserve existing affordable housing	Affordable Housing	CDBG: \$ / HOME: \$ / Affordable Housing Fund: \$	Rental units rehabilitated	Household Housing Unit	223	112	50.22%	27	29	107.41%



Preserve existing affordable housing	Affordable Housing	CDBG: \$ / HOME: \$ / Affordable Housing Fund: \$	Homeowner Housing Rehabilitated	Household Housing Unit	75	26	34.67%	0	0	
Preserve existing affordable housing	Affordable Housing	CDBG: \$ / HOME: \$ / Affordable Housing Fund: \$	Housing for Homeless added	Household Housing Unit	0	0		0	0	
Preserve existing affordable housing	Affordable Housing	CDBG: \$ / HOME: \$ / Affordable Housing Fund: \$	Housing for People with HIV/AIDS added	Household Housing Unit	0	0		0	0	
Provide administrative support to federal programs	Administration	CDBG: \$ / HOME: \$	Other	Other	0	0				
Provide emergency sheltering and services	Homeless	CDBG: \$ / Human Service Program: \$	Public service activities other than Low/Moderate Income Housing Benefit	Persons Assisted	2000	1178	58.90%	190	194	102.11%
Provide emergency sheltering and services	Homeless	CDBG: \$ / Human Service Program: \$	Homeless Person Overnight Shelter	Persons Assisted	8000	2238	27.98%	565	1225	216.81%



Provide emergency sheltering and services	Homeless	CDBG: \$ / Human Service Program: \$	Overnight/Emergency Shelter/Transitional Housing Beds added	Beds	0	0		0	0	
Provide housing stabilization services	Non-Housing Community Development	CDBG: \$ / Human Service Program: \$	Public service activities other than Low/Moderate Income Housing Benefit	Persons Assisted	0	0		0	0	
Provide housing stabilization services	Non-Housing Community Development	CDBG: \$ / Human Service Program: \$	Homelessness Prevention	Persons Assisted	500	94	18.80%	74	94	127.03%

**Table 1 - Accomplishments – Program Year & Strategic Plan to Date**

**Assess how the jurisdiction’s use of funds, particularly CDBG, addresses the priorities and specific objectives identified in the plan, giving special attention to the highest priority activities identified.**

The City of Fort Collins made resource and funding investments via its annual Competitive Process, based on priorities set out in the 2020-2024 Consolidated Plan, as well as other strategic and planning documents including the Housing Strategic Plan and the Social Sustainability Department Strategic Plan. Applications for funding were reviewed to determine how well they met Consolidated Plan priority needs and goals, the organizations' ability to meet proposed outcomes, and timeliness. Each activity funded with CDBG in PY22 demonstrated that it would further the achievement of a Consolidated Plan goal and benefit low- to moderate-income (LMI) persons, including housing and public services. The City of Fort Collins also annually allocates nearly \$900,000 of local funds for human service needs through the same Competitive Process that distributes CDBG and HOME funds. Process improvements were instituted in the PY22 Competitive Process to more clearly distinguish and solicit proposals eligible for CDBG Public Service funds, and commit a share of the annual available funds to selected projects on a multi-year basis. The City continues to contribute staff time and financial resources to community collaboratives that address Consolidated Plan priorities through longer-term, strategic work. As depicted in Table 1, the City made significant progress in PY22 towards meeting the goal outcome



indicator targets for all goals. New construction activities funded in PY22 are expected to be completed in PY23 and PY24. Accomplishments for these activities will be captured in future CAPERs.

### **Table 1 Notes**

**Housing Outcomes:-** Shortfalls in numbers of new and rehabilitated units are due to construction timelines. Anticipated numbers will be achieved when funded projects are completed. PY22 funded housing projects that remain to be completed include: Construction of 1 single family home by Habitat for Humanity and construction of 62 affordable rental units by Housing Catalyst at Impala. All projects are currently under construction with anticipated completion in PY24.- Homeowner housing rehabilitation is now funded exclusively with Affordable Housing Fund dollars; therefore, the outcomes do not appear in Table 1.- Table 1 includes 26 rehabilitated units at Village on Bryan and 3 rehabilitated HOME units at Coachlight.

**Human Services Outcomes:-** Projects are primarily on track to meet the goals of the Consolidated Plan, with the exception of Homeless Person Overnight Shelter. The two largest shelters in Fort Collins changed their service model during covid to separate women and families and men's emergency overnight sheltering, which has impacted the number of people served at each location; however, total duplicated clients across both shelters has had no significant change. Additionally, Catholic Charities adjusted their record-keeping process for emergency overnight guests and detected significant duplication. We have since been contracting for fewer unduplicated overnight guests and Catholic Charities has been meeting their contract goals.- In Table 1 the beneficiaries for Crossroads Safehouse have been moved to the correct category of Homeless Person Overnight Shelter. In the Consolidated Plan Goals and Accomplishments report, Crossroads beneficiaries incorrectly appear in the Public Service activities other than Low/Moderate Income Housing Benefit category. Crossroads served 526 beneficiaries.

**CDBG-CV Outcomes:-** Neighbor to Neighbor (funded with \$407,683.02 of round 2 CDBG-CV funds contracted in PY21 and closed out in PY22) provided a total of 37 households with emergency mortgage assistance. In PY21 they served 11 low-income households (4 at 0-30% AMI, 4 at 31-50% AMI, and 3 at 51-80% AMI). In PY22 they served 26 low-income households (6 at 0-30% AMI, 10 at 31-50% AMI, and 10 at 51-80% AMI). Neighbor to Neighbor was unable to fully draw available funds and returned \$5,085.33 CDBG-CV funds. These beneficiaries do not appear in Table 1.

**Prior year-funded projects completed in PY22:-** 27 units of housing were rehabilitated with CDBG funds from PY21 & PY22 (26 occupied at the time of reporting) at Village on Bryan.- Rehabilitation of a 68-unit multi-family community at Coachlight Apartments, including 3 HOME units, was completed using PY21 HOME/CHDO funds.- VOA Cadence Senior Residences (funded in the 2014-2019 Consolidated Plan) shows in the PY22 Consolidated Plan Goals and Accomplishments report, but was completed and reported in the PY21 CAPER. This project is not included in the Program Year Actuals in Table 1.



## CR-10 - Racial and Ethnic composition of families assisted

Describe the families assisted (including the racial and ethnic status of families assisted).

91.520(a)

	CDBG	HOME
White	925	3
Black or African American	101	0
Asian	12	0
American Indian or American Native	45	0
Native Hawaiian or Other Pacific Islander	11	0
<b>Total</b>	<b>1,094</b>	<b>3</b>
Hispanic	342	2
Not Hispanic	1,200	1

**Table 2 – Table of assistance to racial and ethnic populations by source of funds**

### Narrative

The "Other" demographic category does not pull from Activity data into this chart. There are an additional 448 CDBG clients in the "Other" category, for a total of 1542 beneficiaries. These are accounted for in the Ethnicity section of Table 2.

\*\*See Attachments for chart of CDBG and HOME beneficiaries by Activity.

### Public Services

Table 2 includes beneficiaries from the following CDBG-funded Public Service programs: Catholic Charities Shelter (699), Crossroads Safehouse (526), Family Housing Network Shelter Programs (194), and Neighbor to Neighbor Homelessness Prevention (94). Total 1513 beneficiaries.

These projects were chosen for federal funds because they serve the people who are most vulnerable in our community, often with a higher percentage of those in several protected classes—racial/ethnic minorities, seniors, persons with a disability, female heads-of-households, etc.

Demographics for both CDBG/HOME and Human Service Program projects (funded with City dollars) are included as an attachment.

### Housing

Table 2 includes 26 beneficiaries at CDBG-funded Village on Bryan rehabilitation and 3 beneficiaries for HOME-funded Coachlight rehabilitation. Total 29 beneficiaries.

Note: 5 units at VOA Cadence Senior Residences appear in the Consolidated Plan Goals and



Accomplishments report as completed during PY22, but all 55 total units were previously reported in the PY21 CAPER and are therefore not included in Table 2.

**CDBG-CV**

Table 2 does not include Neighbor to Neighbor's PY19 CDBG COVID Relief Funds that supported 26 households in PY22 with direct mortgage assistance (18 white, 1 Black or African American, 1 American Indian or Native Alaskan, 1 "Other," 3 Hispanic). Demographics for this Activity are included as an attachment.

**Public Facility**

There were no public facility projects funded in PY22.



## CR-15 - Resources and Investments 91.520(a)

### Identify the resources made available

Source of Funds	Source	Resources Made Available	Amount Expended During Program Year
CDBG	public - federal	1,242,529	1,520,956
HOME	public - federal	989,893	544,096
Other	public - local	52,700	52,700

**Table 3 - Resources Made Available**

### Narrative

#### Table 3 Notes:

- Total "Other" Resources Made Available include \$52,700 Affordable Housing Fund (AHF) allocated to Housing Catalyst: Village on Bryan Rehabilitation.

#### Additional Expenditures not Accounted for in Table 3:

- An additional \$902,008 of HSP funds were awarded to 23 human service agencies (leading 26 funded projects) that did not receive federal funds. A chart of grant awards, expenditures, and clients served is included as an attachment.
- \$57,382 in City funds were expended on the Larimer Home Improvement Program (LHIP) to assist 9 low-income homeowners with emergency repairs.
- \$800,000 in dedicated Affordable Housing Funding was expended on Neighbor to Neighbor's 44-unit rehabilitation.

### Identify the geographic distribution and location of investments

Target Area	Planned Percentage of Allocation	Actual Percentage of Allocation	Narrative Description
City-wide	100		Activity is conducted City-wide

**Table 4 – Identify the geographic distribution and location of investments**

### Narrative

All investments reflect a 100% city-wide percentage, since no investments are directed to a specific Target Area. To the maximum extent feasible, the City attempts to distribute affordable housing across the city, avoiding concentration in any one area.

The locations of assisted housing are as follows:

- Habitat for Humanity Poudre Build, Mosaic: northeast quadrant
- Housing Catalyst, Impala Project: northwest quadrant



- Housing Catalyst: Village on Bryan Rehabilitation: northwest quadrant



## Leveraging

**Explain how federal funds leveraged additional resources (private, state and local funds), including a description of how matching requirements were satisfied, as well as how any publicly owned land or property located within the jurisdiction that were used to address the needs identified in the plan.**

City funding is often “first in” money for a Public Service or housing project which is important to show other funders local support. These funds are used by the organizations receiving them to leverage other funding sources such as other local, state, or federal dollars; individual and corporate donations; grants by foundations; and grants from other funders like United Way. The City’s Competitive Process application requires documentation of matching funds and an explanation of the organization’s ability to leverage funds received through the Competitive Process.

The City maintains a Land Bank Program, which holds publicly owned land for future affordable housing development. The first of the five parcels was sold to Housing Catalyst for the development of 96 low-income housing tax credit financed affordable units, including 6 HOME units. That development was completed in 2017. In 2019, an RFP was issued for a second parcel and a permanently affordable home ownership development with 54 units is currently under construction. The partnership bringing this project forward includes a private mission-aligned developer who is reducing their typical developer’s fee, a community land trust to steward the homes in perpetuity and who is providing subsidy, our local housing authority providing tax abatement, and funding from the State Division of Housing. This year, the Larimer County agreed to invest American Rescue Plan Act funds into this project too. The City is providing most of the value of the land as project subsidy which was used as a match for a \$2.2 M grant for water and sewer costs. This is a great example of leveraging the City asset. Construction began at the end of 2021 with units completing beginning December 2023. In 2020, the City used the proceeds of the first land bank sale to purchase a 6th parcel of 5 acres to be banked for future development. The 2023-2024 City Budget is providing revenue to purchase another 5-acre parcel that the City holds an option on and this is expected to be purchased in 2024. Also, a City owned building was sold in 2020 and is being developed into a four-plex with one affordable unit. This is an example of a missing middle model and is currently under construction.

Match requirements are cited in the tables below, and occurred through City Funding and land donations to HOME-assisted projects.



<b>Fiscal Year Summary – HOME Match</b>	
1. Excess match from prior Federal fiscal year	5,141,179
2. Match contributed during current Federal fiscal year	70,000
3. Total match available for current Federal fiscal year (Line 1 plus Line 2)	5,211,179
4. Match liability for current Federal fiscal year	179,065
5. Excess match carried over to next Federal fiscal year (Line 3 minus Line 4)	5,032,115

**Table 5 – Fiscal Year Summary - HOME Match Report**



Match Contribution for the Federal Fiscal Year								
Project No. or Other ID	Date of Contribution	Cash (non-Federal sources)	Foregone Taxes, Fees, Charges	Appraised Land/Real Property	Required Infrastructure	Site Preparation, Construction Materials, Donated labor	Bond Financing	Total Match
1953	10/20/2022	0	70,000	0	0	0	0	70,000

Table 6 – Match Contribution for the Federal Fiscal Year

### HOME MBE/WBE report

Program Income – Enter the program amounts for the reporting period				
Balance on hand at beginning of reporting period \$	Amount received during reporting period \$	Total amount expended during reporting period \$	Amount expended for TBRA \$	Balance on hand at end of reporting period \$
171,921	67,435	0	0	239,357

Table 7 – Program Income



Minority Business Enterprises and Women Business Enterprises – Indicate the number and dollar value of contracts for HOME projects completed during the reporting period						
	Total	Minority Business Enterprises				White Non-Hispanic
		Alaskan Native or American Indian	Asian or Pacific Islander	Black Non-Hispanic	Hispanic	
Contracts						
Dollar Amount	0	0	0	0	0	0
Number	0	0	0	0	0	0
Sub-Contracts						
Number	0	0	0	0	0	0
Dollar Amount	0	0	0	0	0	0
	Total	Women Business Enterprises	Male			
Contracts						
Dollar Amount	0	0	0			
Number	0	0	0			
Sub-Contracts						
Number	0	0	0			
Dollar Amount	0	0	0			

**Table 8 - Minority Business and Women Business Enterprises**

<b>Minority Owners of Rental Property – Indicate the number of HOME assisted rental property owners and the total amount of HOME funds in these rental properties assisted</b>						
	<b>Total</b>	<b>Minority Property Owners</b>				<b>White Non-Hispanic</b>
		<b>Alaskan Native or American Indian</b>	<b>Asian or Pacific Islander</b>	<b>Black Non-Hispanic</b>	<b>Hispanic</b>	
Number	0	0	0	0	0	0
Dollar Amount	0	0	0	0	0	0

**Table 9 – Minority Owners of Rental Property**



<b>Relocation and Real Property Acquisition</b> – Indicate the number of persons displaced, the cost of relocation payments, the number of parcels acquired, and the cost of acquisition						
Parcels Acquired		0		0		
Businesses Displaced		0		0		
Nonprofit Organizations Displaced		0		0		
Households Temporarily Relocated, not Displaced		0		0		
Households Displaced	Total	Minority Property Enterprises				White Non-Hispanic
		Alaskan Native or American Indian	Asian or Pacific Islander	Black Non-Hispanic	Hispanic	
Number	0	0	0	0	0	0
Cost	0	0	0	0	0	0

**Table 10 – Relocation and Real Property Acquisition**



## CR-20 - Affordable Housing 91.520(b)

Evaluation of the jurisdiction's progress in providing affordable housing, including the number and types of families served, the number of extremely low-income, low-income, moderate-income, and middle-income persons served.

	One-Year Goal	Actual
Number of Homeless households to be provided affordable housing units	0	0
Number of Non-Homeless households to be provided affordable housing units	90	29
Number of Special-Needs households to be provided affordable housing units	0	0
<b>Total</b>	<b>90</b>	<b>29</b>

Table 11 – Number of Households

	One-Year Goal	Actual
Number of households supported through Rental Assistance	0	0
Number of households supported through The Production of New Units	63	0
Number of households supported through Rehab of Existing Units	27	29
Number of households supported through Acquisition of Existing Units	0	0
<b>Total</b>	<b>90</b>	<b>29</b>

Table 12 – Number of Households Supported

**Discuss the difference between goals and outcomes and problems encountered in meeting these goals.**

All proposed housing projects are currently under construction. The difference between the goals and outcomes reflects the construction timelines associated with rehabilitation and development, which typically take between 1-3 years to commence construction and complete after receiving funding allocations. All projects proposed through PY22 are moving forward and anticipated to complete by the end of the 5-year Consolidated Plan in 2024. The above tables describe accomplishments using CDBG



and HOME funds, and do not include projects funded with the City's Affordable Housing Fund (AHF). Units completed using CDBG & HOME, include the following:

- HOME: Coachlight Apartments Rehabilitation – 3 HOME-assisted units
- CDBG: Village on Bryan Rehabilitation – 26 units completed and occupied

Note: Not included in Table 12 are an additional 9 LHIP home emergency assistance grants and home rehabilitations, completed with AHF dollars.

Additional units planned to complete at the end of the current 5-year ConPlan include:

- Habitat for Humanity is expected to complete the construction of 2 single family homes in the Mosaic neighborhood through the partnership with Poudre High School's Geometry in Construction program by September 2024.
- Habitat for Humanity is expected to complete the construction of 4 duplex style homeownership units in Phase III of Harmony Cottages by September 2025.
- Neighbor to Neighbor is expected to complete the rehabilitation of 44 units by December 2024.
- Northfield Commons is expected to complete construction of 84 units by December 2023.
- Village on Impala is expected to complete the rehabilitation of 24 units and construction of 60 units by December 2024.
- Villages, Ltd. is expected to complete the rehabilitation of 2155 W. Plum by September 2025.

#### **Discuss how these outcomes will impact future annual action plans.**

All units planned through PY22 have received the necessary funding needed to proceed and are moving forward. Development of new affordable inventory, especially for special populations, as well as preservation of existing housing stock, will remain a high priority for future funding. The 2020-2024 Consolidated Plan continues to prioritize both development and retention of existing affordable housing. Additionally, Habitat for Humanity is anticipated to request additional funding for up to an additional 16 homeownership units at Harmony Cottages, Phase III.

**Include the number of extremely low-income, low-income, and moderate-income persons served by each activity where information on income by family size is required to determine the eligibility of the activity.**

<b>Number of Households Served</b>	<b>CDBG Actual</b>	<b>HOME Actual</b>
Extremely Low-income	0	3
Low-income	16	0
Moderate-income	10	0
<b>Total</b>	<b>26</b>	<b>3</b>

**Table 13 – Number of Households Served**



## **Narrative Information**

### **Table 13 Notes:**

Table 13 shows only federally assisted households with moderate income. There is one additional unit (CDBG) this year that serves non-low moderate.

Household numbers by project are listed below.

#### **HOME:**

- Coachlight Apartments Rehabilitation: 3 HOME-assisted units

#### **CDBG:**

- Village on Bryan Rehabilitation: 26 units completed and occupied

#### **AHF (not reported in Table 13):**

- Loveland Housing Authority, LHIP: 9 rehabilitation loans and emergency repair grants
- Coachlight Apartments Rehabilitation: 65 units

#### **Note:**

A total of 94 units were completed and occupied, 26 CDBG units at Village on Bryan, 3 HOME units at Coachlight Apartments and an additional 65 affordable units at Coachlight Apartments which were assisted with LIHTC financing and Affordable Housing Fund Dollars.

## **Additional Information**

**Summary of the efforts taken to address the housing needs of low-income renter household who pay more than half of their income for rent, live in seriously substandard housing, or have been involuntarily displaced.**

The City of Fort Collins focuses its use of federal CDBG and HOME funds on the development and retention of affordable housing inventory, thereby decreasing the number of households who are housing cost burdened or living in substandard housing.

Other actions the City takes to address these issues include:

- Grants to human services providers that reduce residents' overall cost of living by providing food, childcare, emergency rent assistance, first month's rent, mental health services, etc. for free or at reduced cost.



- Grants to human service providers that assist clients in attaining self-sufficiency and living wage employment through education, training, and financial counseling.
- Reduced utility rates for low-income residents and a partnership with Energy Outreach Colorado to provide utility payment assistance.
- Building code inspections for complaints related to rental housing standards.
- Grants to Larimer Home Improvement program which provides funds for emergency home repairs such as replacing hot water heaters and furnaces.



## **CR-25 - Homeless and Other Special Needs 91.220(d, e); 91.320(d, e); 91.520(c)**

**Evaluate the jurisdiction's progress in meeting its specific objectives for reducing and ending homelessness through:**

### **Reaching out to homeless persons (especially unsheltered persons) and assessing their individual needs**

A central facet of the Social Sustainability Department Strategic Plan (SSDSP) is addressing the needs of people experiencing homelessness. The City coordinates with a network of agencies, local service providers, community organizations, faith communities, businesses, residents, volunteers, internal City departments including Police, Parks, and Natural Areas; Outreach Fort Collins, and the regional Continuum of Care, to address homelessness in a comprehensive manner. Network providers are trained to help communities implement best practices, such as permanent supportive housing, rapid rehousing, and Housing First principles. The City provides financial and coordination support to agencies that provide outreach, shelter, service provision, and data management. Primary barriers to reducing and ending homelessness in Fort Collins are a low vacancy rate throughout the City, a high cost of living, and a lack of housing that is affordable to the lowest wage earners. The City continues to fund affordable housing developments that serve people experiencing homelessness and those earning less than 80% AMI.

Strategies for reaching and serving people experiencing homelessness include

1. The annual Point in Time (PIT) count is a regional effort, gathering critical data on persons experiencing homelessness, spearheaded by the Northern Colorado Continuum of Care (NoCO CoC) and partially funded by the City.
2. The regional Coordinated Assessment and Housing Placement System (CAHPS also known as a coordinated entry system) assesses each individual and adds them to the by-name list, finds appropriate housing options, ensures supportive services for the person, and provides continuing supports for housing retention.
3. Agencies in Larimer and Weld counties participate in weekly case conferencing for Coordinated Assessment & Housing Placement System (CAHPS), which began in 2016 assisting veterans, and has since expanded to include all adults, families, and youth.
4. Over 40 agencies, including Housing Catalyst, have implemented a vulnerability index (VI-SPDAT) to assess which people are at the highest risk if they remain homeless and is used to prioritize individuals for housing placement.
5. The City maintains a strong partnership (funding, collaboration) with Homeward Alliance, which operates the Murphy Center and is the NoCO CoC HIMIS Lead Agency. The Murphy Center serves as the main point of entry for people experiencing homelessness and collaborates with dozens of agencies to provide disabled, veteran, and senior services; housing assistance; financial counseling; employment assistance; behavioral health; mobile clinic, including vaccinations; computer, phone, and mail access; bus passes; lockers; showers; laundry; food; career clothes; cold weather gear; veterinary care; and bike repair. Through City funding the Murphy Center offers day shelter hours, expanded evening hours as



needed, and services during extreme weather events. Homeward Alliance also manages the Homeless Management Information System (HMIS) for the CoC.

6. The City is one of several funding partners of Outreach Fort Collins (OFC) and the Social Sustainability Department Director is a member of the Board. OFC consists of a professionally staffed, on-the-street team that builds relationships with community members experiencing homelessness, service providers, businesses and City services to address and de-escalate disruptive behaviors. OFC provides contact and/or coordination with service providers and Police or emergency medical service engagement, as necessary. OFC reaches dozens of people every week, assisting with short and long-term solutions. OFC is an active participant in CAHPS and has recently expanded their outreach area to include midtown and additional "hot spot" areas in Fort Collins.

**continued:**

7. The Police Department formed a full-time Homeless Outreach and Proactive Engagement (HOPE) Team, an innovative outreach team that uses problem-oriented policing strategies to address issues surrounding homelessness within the city. 8. OFC, SummitStone and Homeward Alliance maintain the Homeless Resource Guide, a brochure that lists information and bus routes for 40+ local organizations providing services to people experiencing homelessness. These are distributed to various City departments and service providers and provided online. 9. The City's municipal court offers The Right Track (TRT), a probation program where people who are homeless or at-risk of homelessness can avoid misdemeanor and petty offense penalties by setting and achieving personal development goals. TRT focuses on restorative justice, individual case management and a problem-solving approach that favors recovery over incarceration. 10. Previously, the City provided free bus passes to clients of the Murphy Center. During the pandemic, Transfort paused the collection of fares. They are conducting a study to determine the future of fares and programs that would include guests of the Murphy Center. 11. The City has three dedicated Park Rangers who are former police officers experienced in community policing. They are assigned to City parks and trails, which are often sites utilized by unsheltered homeless persons. Additionally, the City has Natural Area Rangers who patrol all the City's Natural Areas and frequently interact with people who may be camping in the Natural Areas. 12. The Stormwater and Social Sustainability departments collaborated to offer training and materials about local flood risks to homeless service providers in order to increase awareness of the dangers of flooding in areas where unsheltered people sometimes sleep. Key Social Sustainability staff are set up to receive flood warnings that can be passed on to homeless service providers. SSD staff collaborated with Stormwater on the most recent Floodplain Management Public Information Committee Report which prioritizes communications with underserved and at-risk populations, including translations of materials for non-English speakers. 13. The NoCO CoC was approved and recognized as an official Continuum of Care by HUD in early 2020, and the City is an active member and the SSD Department Director is a member of the Governing Board. The City also provides annual funding to support operations and HMIS.

**Addressing the emergency shelter and transitional housing needs of homeless persons**

The City of Fort Collins provides financial and resource support to area housing and homeless service



providers and works in collaboration with the network of providers to ensure that emergency shelter and transitional housing opportunities are available to residents of Fort Collins experiencing homelessness. The types of facilities and services available in Fort Collins include emergency shelters, overflow shelters, transitional housing, rapid rehousing and permanent supportive housing. The community has adopted the Housing First model, placing emphasis on direct placement into permanent housing; therefore, City-allocated funding for housing is directed primarily to the development and/or rehabilitation of affordable housing units.

## **Shelter**

- Catholic Charities' Samaritan House offers overnight emergency shelter for women and families, and 24/7 residential/transitional program beds for men, women, families, and veterans.- The Fort Collins Rescue Mission (FCRM) provides year-round 24/7 emergency shelter for men, as well as residential program beds for men. - The City has a winter overflow shelter plan. In 2017 two new permitted uses were added to the Land Use Code to allow Seasonal Overflow Shelters (SOS) to be run at remote locations. Through this plan, the Rescue Mission adds an additional overflow shelter site during the winter months, and Catholic Charities adds staff in order to increase capacity for women and families.- The City has an Emergency Weather Shelter Activation Plan to improve communications and processes (including transportation and security) for helping people find shelter during extreme winter weather events and extreme heat events during the summer months.- Family Housing Network (FHN) program provides overnight shelter and meals to families experiencing homelessness through a network of faith-based congregational partners. FHN provides day shelter for families which includes access to computers, showers, laundry, kitchen, resting rooms for naps and illness recovery, and play, reading, and work areas.- Crossroads Safehouse provides secure shelter, advocacy, legal assistance, rapid rehousing, and education for victims of domestic violence.

## **Transitional Housing**

The City finalized its partnership with Family Housing Network (FHN) to develop transitional housing for seven families in a City-owned building. The City has leased the building at a significantly reduced rate, with an option to purchase well below market rate. Sherwood House opened in October 2021 and has seen families transition into permanent housing after an average of six months.

## **Permanent Housing**

The Social Sustainability Department Strategic Plan (SSDSP) and the Housing Strategic Plan (AHSP) focus on increasing the supply of affordable housing. Fort Collins is a part of HUD's current program to end homelessness among veterans, with its mayor having signed the national challenge. The City and its partners are also involved in veterans' homelessness intervention initiatives at the State level and by using a Coordinated Assessment and Housing Placement System (CAHPS) in the Northern Colorado region. The City supports networks for Permanent Supportive Housing and supportive services, which are integrally connected to emergency shelter and transitional housing along the housing and



community development continuum. Mason Place, the newest 60-unit PSH in Fort Collins, opened in PY20. SummitStone Health Partners gets grant funding from the State Division of Housing to provide scattered site Permanent Supportive Housing in Fort Collins.

**Helping low-income individuals and families avoid becoming homeless, especially extremely low-income individuals and families and those who are: likely to become homeless after being discharged from publicly funded institutions and systems of care (such as health care facilities, mental health facilities, foster care and other youth facilities, and corrections programs and institutions); and, receiving assistance from public or private agencies that address housing, health, social services, employment, education, or youth needs**

Homelessness prevention is a key facet of the Social Sustainability Department Strategic Plan. Strategies for preventing homelessness include:

- The Social Sustainability Department's Director is a governing board member for the Northern Colorado Continuum of Care which works with area healthcare providers, homeless services providers, and other care institutions to establish coordinated discharge planning processes. Partners involved in addressing discharge planning include the Larimer County Detention Center, UCHHealth, the Larimer County Foster Care System, SummitStone Health Partners, Housing Catalyst, and others. An increased focus on preventing homelessness post-discharge at the State and federal levels has helped increase awareness of this issue.
- Housing Catalyst offers a resident services program for its affordable housing communities. Three resident services coordinators are employed to assist families in achieving stability, improving social and economic wellbeing, and remedying problems to avoid eviction and homelessness.
- Housing Catalyst administers numerous special purpose vouchers including: 200 Non-Elderly Disabled (NED) vouchers; 273 Five-Year Mainstream vouchers for families whose head, spouse, or sole member is disabled; 174 Veterans Affairs Supportive Housing (VASH) vouchers; and 50 Family Unification Program (FUP) vouchers, 6 Foster Youth Initiative vouchers, and 25 Emergency Housing Vouchers.
- Housing Catalyst also has a homeless preference for their Housing Choice Voucher Program.
- Housing Catalyst operates two Permanent Supportive Housing (PSH) communities in Fort Collins. Each community offers 60 apartments with supportive services for people who have experienced chronic homelessness, have one or more disabilities, and experience multiple barriers to housing. In 2022, 164 residents received support through Housing Catalyst PSH.
- Two Single Room Occupancy sites provide an additional 27 homes reserved for people who experienced homelessness.
- The City's Utilities department provides a reduced rate for those with higher electricity usage due to medically necessary equipment, partners with Energy Outreach Colorado to provide energy bill assistance and weatherization, and offers a reduced rate program to customers who receive LEAP.

**continued:**

The City funds a variety of human service programs with City dollars that aid in homelessness



prevention. These include, but are not limited to: - The Matthews House Youth and Family Center Program which supports youth transitioning out of foster care and/or the juvenile justice system. - The Murphy Center, operated by Homeward Alliance, is a one-stop-shop assistance location for community members at risk of becoming homeless. - Neighbor to Neighbor's housing and financial counseling, and rent assistance. Additional emergency mortgage assistance funds were awarded to Neighbor to Neighbor in PY19 to assist with COVID-19 response (CDBG-CV dollars). - Catholic Charities Senior Services, which offers case management and financial assistance for at-risk seniors. - The Salvation Army provides clients with utilities and rent assistance. - Project-Self-Sufficiency provides comprehensive support and promotes self-sufficiency. - The Coordinated Assessment & Housing Placement System (CAHPS), managed by United Way of Weld County, maintains a community-wide list of households that are most vulnerable and prioritizes housing options as it becomes available.

**Helping homeless persons (especially chronically homeless individuals and families, families with children, veterans and their families, and unaccompanied youth) make the transition to permanent housing and independent living, including shortening the period of time that individuals and families experience homelessness, facilitating access for homeless individuals and families to affordable housing units, and preventing individuals and families who were recently homeless from becoming homeless again**

- The City provides operating funds to agencies helping people experiencing homelessness make the transition to permanent housing and independent living. Agencies, including Housing Catalyst, Neighbor to Neighbor, SummitStone Health Partners, and Crossroads Safehouse provide permanent housing (including rapid rehousing and permanent supportive housing).
- The City provides funding to the Northern Colorado Coordinated Assessment & Housing Placement System (CAHPS) to provide assessment, navigation, case management and wrap-around services to house and retain housing for people on the by-name list. Client level data for CAHPS is stored and managed using our regional Homeless Management Information System (HMIS). Between September 2022 and September 2023 CAHPS assessed 1162 households total, including 175 veterans, 72 youth (18-24) and 85 people aged 65+. In Fort Collins specifically, CAHPS assessed 549 households, including 96 veterans, 35 youth (18-24) and 40 people aged 65+. During this period 328 households were housed in total, 156 of which had been assessed in Fort Collins.
- Housing Catalyst works with Catholic Charities and the Larimer County Criminal Justice Division to house individuals experiencing homelessness at Single Room Occupancy properties.
- Housing Catalyst developed and manages Redtail Ponds, a Permanent Supportive Housing (PSH) project that provides supportive services, life skills, case management and counseling to its residents. Forty units target formerly homeless individuals and twenty units are available for those who fall within the 30-50% Area Median Income (AMI) range. Mason Place, a 60-unit Permanent Supportive Housing community, opened in 2021, also developed and managed by Housing Catalyst. The site is in central Fort Collins, next to a MAX (transit) station. All units have project-based vouchers. Primarily, residents were selected through CAHPS from an assessed list of homeless persons most in need of PSH. Housing Catalyst provides onsite services for all residents through partnerships with service providers in order for



residents to retain their housing.

- Volunteers of America (VOA) serves veterans and their families with homelessness prevention and rapid rehousing services through a Supportive Services for Veteran Families (SSVF) program. This program serves over 140 clients annually with rapid rehousing and homeless prevention services in Larimer County.



## **CR-30 - Public Housing 91.220(h); 91.320(j)**

### **Actions taken to address the needs of public housing**

After successfully transitioning 84 of 154 public housing units through the Rental Assistance Demonstration (RAD) program, Housing Catalyst continued the process of transitioning the remaining 70 public housing units through a Section 18 disposition. After decades of Congressional underfunding for the public housing program, there was a significant backlog of capital needs for these homes. Selling or repositioning these properties allows Housing Catalyst to build and operate more efficient, sustainable, and high-quality housing. Housing Catalyst has sold 30 and will sell another 14 of the remaining properties to Elevation Community Land Trust (ECLT), a Denver-based organization specializing in affordable home ownership. ECLT will renovate the homes prior to making them available to qualified individuals for purchase. Proceeds from the sale to ECLT will help support Housing Catalyst's renovation and redevelopment of the Village on Impala. The footprint of the updated and expanded community includes the site of 11 former public housing units, along with the renovation of 24 duplexes currently managed by Housing Catalyst. The new Village on Impala will provide 86 homes with affordable rents in a prime location adjacent to Poudre High School, add community spaces, improve accessibility, and increase efficiency. Residents of the public housing units being sold are eligible for Tenant Protection Housing Choice Vouchers (TP-HCV) and provided relocation assistance. It is anticipated that all 70 units of public housing will be repositioned in the first half of 2024.

### **Actions taken to encourage public housing residents to become more involved in management and participate in homeownership**

Housing Catalyst engages in the following best practices to involve residents and promote homeownership where appropriate:

- JumpStart, Housing Catalyst's Family Self Sufficiency program, is available to households receiving voucher assistance. Three JumpStart Coordinators served 183 households in 2022, supporting families with economic, education, and employment goals. Voucher program participants are invited to apply during initial lease up and annually as they recertify their incomes with Housing Catalyst.
- Housing Catalyst operates a homeownership program for voucher holders. Currently, 39 households are being assisted with their mortgage through the Housing Choice Voucher program.
- One current resident is on the Board of Directors in a position designated for current or former residents. Per Colorado statute and Federal regulation, the resident is a full voting member of the Board.
- Households receiving voucher assistance were invited to give input on Housing Catalyst's 2024 Moving to Work plan during a public comment period and public hearing. In 2022, Housing Catalyst was among 29 agencies selected for the Landlord Incentives Cohort of the Moving to Work (MTW) Demonstration Program. The program is designed to increase agency efficiency, encourage economic self-sufficiency, and increase housing choices for low-income families.
- Residents affected by the Section 18 disposition were invited to meetings to help them understand the reasons for the disposition, relocation timelines, the process for receiving their Tenant Protection Voucher, and the relocation assistance available to them. Meetings allowed time for questions and were



recorded and posted for residents who were not able to attend.

- Elevation Community Land Trust is in the process of purchasing 44 Public Housing units for conversion into an affordable homeownership program. Current residents of these homes will be eligible for a Tenant Protection Housing Choice Voucher and may be considered for participation in the homeownership program.
- Housing Catalyst provides resident services programming focused on housing retention and stabilization, including direct services and connections to local resources that are vital in supporting residents. The program works with nonprofits, service providers, and initiatives in the community to expand residents' opportunities and help them reach their educational, employment, and economic goals. In 2022, 406 residents of Housing Catalyst's affordable communities received support from a Resident Services Coordinator.
- Community resources are invited on-site to create awareness and connect residents to the resources in the area including: Health Van, Police, City mediation program, school district, public library, Head Start, and the Food Bank Kids Café.
- Resident services and property management staff work closely on eviction prevention strategies and maintaining housing stability. Resident-facing staff are trained on trauma-informed care, mental health first aid, housing first, harm reduction, and motivational interviewing.
- Housing Catalyst uses community scans to understand residents' needs and interests. This information is used to establish measurable goals and strategies with an implementation plan.

### **Actions taken to provide assistance to troubled PHAs**

Housing Catalyst is not a troubled PHA.



## **CR-35 - Other Actions 91.220(j)-(k); 91.320(i)-(j)**

**Actions taken to remove or ameliorate the negative effects of public policies that serve as barriers to affordable housing such as land use controls, tax policies affecting land, zoning ordinances, building codes, fees and charges, growth limitations, and policies affecting the return on residential investment. 91.220 (j); 91.320 (i)**

To mitigate the high cost of development, strategies the City is pursuing include:

- Continuing to provide both federal and City funds to affordable housing developers in accordance with the Consolidated Plan and Housing Strategic Plan. Local incentives enable developers to produce rent-restricted and for-sale units at rates affordable to low-income households. The City has also allocated federal funding sources, including CDBG and HOME, to ensure more funds are directed toward priority housing needs.
- A City dedicated sales tax was passed in 2015, providing \$4 million over 10 years to be used for affordable housing construction and/or preservation. These funds are held in an Affordable Housing Capital Fund, to be used for direct financial support for qualifying affordable housing projects.
- The City provides Affordable Housing Fee Credits to projects that include units targeting 30% Area Median Income households. The current amount of fee credits is \$14,000 per unit of new construction and \$5,500 per unit of adaptive reuse where some previously paid fees will be credited to the project. Additionally, this year City Council used their discretion to provide fee credits to units targeting 40% AMI targeted units at one development signaling an openness to increase this program as resources allow.
- The City provides an offset to the cost of Electric Vehicle Infrastructure recognizing that the City's regulation is more rigorous than the standards for Low Income Housing Tax Credit financed developments.
- Increasing partnerships with local employers to provide workforce housing in the community.
- The City entered into a Memorandum of Understanding with Elevation Community Land Trust (ECLT), a state-wide philanthropy-funded land trust, with the mission of providing permanently affordable homeownership opportunities. Currently, ECLT is working on a project to preserve 44 units of public housing and convert them into affordable for-sale units. To date, four of these homes have been sold to qualified low-income households. ECLT is also partnering with the City and others to develop and construct 54 new townhomes for sale.
- Releasing the City's Land Bank properties for development of affordable rental and ownership housing. Partnerships with developers aim to maximize the resource of the Land Bank parcels for affordable housing development and reinvest proceeds from the sale of existing parcels into new land holdings. In 2021, the City sold a 5-acre parcel for development of affordable, for-sale townhomes as part of a partnership between TWG developers, Housing Catalyst, and Elevations Community Land Trust. The low sales price of \$25,000 for the parcel resulted in significant subsidy for the project. This project is currently under construction.

**continued:**

- Created an Internal Housing Task Force to seek enterprise-wide efforts to promote and incentivize



affordable housing. The City also added an Affordable Housing Executive team and a Housing Providers bi-monthly focus group. Updating the Housing Strategic Plan, including an assessment of the full housing spectrum, as more moderate-income earners are now experiencing housing cost burdens as well. Apply an equity lens to the housing analysis, strategies and include an equity focus in the new Housing Strategic Plan.- The City continues to update its housing land use regulations as the first phase of a complete Land Use Code update. Land use changes to support housing include permitting additional types of housing in existing neighborhoods (duplex, missing middle, accessory dwelling units), expanding affordable housing incentives (height, parking, and density), and streamlining the City's review process for housing developments. - The City is also looking at ways to provide additional incentives to promote the production of affordable housing. These include:- Examine the feasibility of restructuring its permit, plan check, and capital expansion fee structures to ensure equitability and appropriateness as related to the proportionate impact on the construction of smaller units. This policy would incentivize developers to build smaller units and new housing types. - Strengthen the City's existing voluntary affordable housing incentives as part of Land Use Code updates and evaluate the potential effectiveness of a mandatory Inclusionary Housing Ordinance (IHO) as a future phase of action.- Strategies for addressing fair housing concerns including providing education and hosting training events. - Explore additional housing policies, such as whether an affordable housing impact fee should be pursued as part of the scheduled development fee update beginning in 2023. - Pursue additional dedicated revenue as part of a Citywide discussion of revenue needs for housing, parks, transit, and climate action. Funding could be used to expand affordable housing incentives, fee credits, land bank acquisitions, etc.

### **Actions taken to address obstacles to meeting underserved needs. 91.220(k); 91.320(j)**

The City provides technical support and financial resources to the agencies and organizations focusing their missions on addressing the underserved needs of Fort Collins residents, including increasing the supply of affordable rental housing, and increasing opportunities for residents experiencing homelessness by providing support to emergency housing agencies, domestic violence shelters, and supportive services agencies. The City acts to preserve the existing affordable housing inventory through both rehabilitation of existing inventory and supporting the conversion of mobile home parks to cooperative or non-profit ownership models. Through CDBG and the City's Human Services Program funding, the City supports an array of supportive services that improve living conditions of community members who have fewer resources and opportunities for stability and self-sufficiency. All the projects receiving funding for PY22 addressed needs prioritized in the 2020-2024 Consolidated Plan. The City targets its funding to those housing and public service providers that serve the lowest income levels and provide for basic needs.

### **Other actions include:**

- The City has an Equity & Inclusion Office with an Equity Officer, Sr. Specialist, and Lead Specialist whose duties include: managing the internal Equity Team and its subcommittees which include cross-departmental and community representation; collaborating with stakeholders to move forward a variety of equity-related initiatives; helping coordinate internal and community trainings; and developing



metrics for the organization related to equity, inclusion and diversity. An Equity Indicators Report was finalized in 2021 and an Equity Dashboard is on the City's website. The City's Equity Plan has been finalized and approved: [fcgov.com/equity/files/final-equity-plan-2023.pdf](https://fcgov.com/equity/files/final-equity-plan-2023.pdf)

- Staff collaborated closely with local partners in creating, populating, and translating into Spanish lists of resources posted on the Fort Collins United Way website; organizing a town hall meeting with community leaders with simultaneous interpretation in Spanish; and identifying and sharing community resources information.
- Outreach Fort Collins is a local initiative to get outreach workers on the streets to connect at-risk persons to resources in the downtown area, north Fort Collins, and midtown. OFC sees over 700 unduplicated people experiencing homelessness annually. They provide community engagement contacts, service provider contacts, and service coordination as needed.
- The City assists the Murphy Center to provide expanded hours and services as needed during extreme hot or cold weather, which has had a ripple effect of positive impacts throughout the community.
- The City partnered with UCHealth and SummitStone Health Partners to implement co-responders in the Police Department to provide crisis intervention as appropriate on police calls. The City is supporting the County to expand behavioral health services in Fort Collins.

**continued:**

- Fort Collins Police Services has implemented a Mental Health Response Team, added another team in 2022, and is approved to add another team in 2023. - The Police Department formed a full-time Homeless Outreach and Proactive Engagement (HOPE) Team, an innovative outreach team that uses problem-oriented policing strategies to address issues surrounding homelessness within the city.- The Social Sustainability Department leads a weekly homelessness tactical team, comprised of both internal staff and external partners, that addresses immediate and emergent needs using a people-centered approach (resources and service connection prioritized over citation and enforcement).- The City provided funding and partnership to increase community capacity for affordable, accessible and quality childcare. This includes various efforts to reduce tuition costs for families needing childcare, strengthen retention strategies for the childcare workforce, and support community efforts to stabilize childcare in the wake of the COVID-19 public health emergency. - The City received federal American Rescue Plan Act (ARPA) funding in PY20 and began committing those dollars to diverse, post-pandemic community recovery projects in PY21. Projects receiving City ARPA funds currently address homelessness, learning loss for youth and children, various social services needs, childcare, needs in the immigrant community, and much more. To determine funding eligibility, the City followed federal guidance of impacted or disproportionately impacted populations as defined by the SLFRF Final Rule from the U.S. Department of the Treasury. - As a HOME participating jurisdiction, the City received a federal allocation of \$2,628,410 from the HOME Investment Partnerships American Rescue Plan Program (HOME-ARP) from the U.S. Dept. of Housing and Urban Development (HUD). The purpose of this funding is to assist individuals or households who are homeless, at risk of homelessness, and other vulnerable populations, by providing housing, tenant based rental assistance, supportive services, and non-congregate shelter, to reduce homelessness and increase housing stability. The City submitted the HOME-ARP Allocation Plan to HUD as a substantial amendment to the Fiscal/Program Year 2021 Annual Action Plan for HUD review and



acceptance in October 2022. Funding will be made available through two separate Competitive Application processes: 1) Development of Affordable Rental Housing and 2) Supportive Services.

### **Actions taken to reduce lead-based paint hazards. 91.220(k); 91.320(j)**

The City adheres to requirements that all buildings built prior to January 1, 1978 have a lead hazards assessment when federal funds will be used to purchase or rehabilitate the property. As a condition of assistance, the property must have lead screening and if lead is detected, the project must include lead hazard containment or abatement in accordance with HUD's Lead Rule Compliance Advisor. In addition, the City follows the EPA regulations which require that any federally funded organization doing an activity which causes disruption of lead while doing work, use only EPA-certified workers and follow procedures to minimize the spread of lead.

In PY22, Village on Bryan 27-unit rehabilitation project, included a four-unit building located 114 S. Bryan was constructed in 1948 and is subject to the Lead Rule. A Lead Based Paint (LBP) Risk Assessment was conducted which found the presence of LBP in unoccupied/uninhabitable attic space. The project completed the required LBP mitigation, and notification to residents, in compliance with the Lead Rule.

### **Actions taken to reduce the number of poverty-level families. 91.220(k); 91.320(j)**

During PY22, funding and collaboration were key. The City partnered with a variety of programs that support self-sufficiency, including initiatives that increase access, enhance school readiness and early childhood literacy, offer or support workforce training and retraining, offer dependent care so family members can work, and increase employment opportunities. As it does annually, the City provided Human Service funding (both local and federal funds) to nonprofit partners in the community to help households preserve, support, and stabilize their families. The City also participated on the Northern Colorado Continuum of Care (NoCO CoC) Governing Board, and assisted with prioritization and funding of permanent supportive housing projects, supportive services, and other prioritized programs/projects identified by the NoCO CoC that will stabilize the lives of people experiencing homelessness in Fort Collins and the region.

### **Actions taken to develop institutional structure. 91.220(k); 91.320(j)**

The City serves as funder, collaborator, and convener for a variety of frameworks and initiatives. Those roles include everything from board representation on the NoCO CoC and Outreach Fort Collins and leadership for the Coordinated Assessment & Housing Placement System (CAHPS) as well as completing and implementation of an equity-centered Housing Plan. The City continues to participate as a convener and partner in community-wide efforts to form plans addressing both ongoing and emerging challenges low-income community members face (e.g., homelessness, stable housing, health and behavioral health care, and affordable childcare).

The Social Sustainability Department (SSD) was created to build formal institutional structure around addressing community needs. Additionally, low-income and vulnerable residents benefit from the



services provided by a number of high performing public and nonprofit agencies supported financially and operationally by SSD. The City continues to take a proactive approach in bringing community-based organizations together to ensure excellent service, thoughtful coordination, and innovative, evidence-based approaches in delivering housing and supportive services to low-income community members. The City provides ongoing technical assistance and financial resources, ensuring that community organizations have the capacity and the necessary human and physical assets to execute their mission in the most effective way. The City continues to use a robust investment decision process to ensure there is only needed service duplication and that providers work together cooperatively to develop service plans addressing identified needs.

City staff serve as liaisons to various umbrella groups (e.g., Mental Health and Substance Use Alliance of Larimer County, Northern Colorado Continuum of Care, Larimer County Workforce Development Board, Larimer County Regional Opioid Abatement Council) and offering support as needed. City staff support nonprofits in meeting federal requirements. The City is also part of the committee leading a county-wide homelessness response strategic planning process which will begin in early 2024.

Staff continues to work closely with NoCO CoC, Police Services, Outreach Fort Collins (OFC) and service providers to make progress on more complex issues such as illegal camping, and disruptive behaviors in the downtown, North Fort Collins, and midtown areas. OFC is in its eighth year of operations and works to address the challenging interfaces of businesses, city residents, visitors, and those experiencing homelessness.

Through its monitoring and risk assessment processes, the City gathers data and information on expenditures, outcomes and numbers served, so that it can continue to make effective and strategic use of its limited funding and resources.

### **Actions taken to enhance coordination between public and private housing and social service agencies. 91.220(k); 91.320(j)**

The City has structured its Social Sustainability Department's mission and role to serve as the convener and navigator for collective plans and actions to ensure that the efforts and resources directed at underserved populations and housing needs are utilized in the most efficient manner possible. Staff members participate in a number of community-wide committees and initiatives which enhance coordination between service and housing providers. In terms of federal framework and funding, the NoCO CoC is the vehicle used for addressing the various needs and challenges of persons experiencing homelessness and at-risk populations. The City convenes coordination meetings between housing providers, including Housing Catalyst and other nonprofit housing agencies, to ensure those receiving housing benefits can also access needed social services, and to advance efforts toward greater self-sufficiency for community members who are low-income. The Social Sustainability Department oversees two citizen advisory committees within the City's Boards and Commissions. The Human Services & Housing Funding Board and the Affordable Housing Board work, in part, to monitor community issues and provide an additional avenue for soliciting citizen and agency input. They help the City better coordinate housing activities with public service efforts to ensure that gaps for underserved populations are being addressed.



**Identify actions taken to overcome the effects of any impediments identified in the jurisdictions analysis of impediments to fair housing choice. 91.520(a)**

See Impediments to Fair Housing Choice attachment.



## **CR-40 - Monitoring 91.220 and 91.230**

**Describe the standards and procedures used to monitor activities carried out in furtherance of the plan and used to ensure long-term compliance with requirements of the programs involved, including minority business outreach and the comprehensive planning requirements**

Public Service projects are monitored quarterly as reimbursement requests are processed. All agencies receiving federal funding have an annual monitoring as well. Since Covid-19, the City offers either in-person, remote, or hybrid monitoring to Public Service funding recipient organizations.

The City's Grant Compliance and Policy Manager performed a risk-based monitoring analysis of housing projects receiving federal funds through the review of quarterly reports submitted for active projects, desk reviews of annual rent and occupancy reports, and on-site inspections in accordance with established federal schedules and guidelines for CDBG and HOME. All file reviews were conducted remotely, with property managers submitting requested documents through a secure file exchange.

All RFPs soliciting proposals for funding contain minority business outreach language. In addition, contracts for funding awardees contain provisions emphasizing the importance of MBE-WBE outreach and inclusion. The City's Economic Health Office also works in more generalized minority business outreach and support.

The City stays abreast of all HUD bulletins, technical assistance, and other guidance tools to ensure compliance with comprehensive planning requirements and recently completed the 2020-2024 Consolidated Plan, which has been reviewed and accepted by HUD.

## **Citizen Participation Plan 91.105(d); 91.115(d)**

**Describe the efforts to provide citizens with reasonable notice and an opportunity to comment on performance reports.**

The City followed all its Citizen Participation Plan guidelines and standards regarding public notices, information distribution, and public review periods for HUD-related activities.

Public notice for document review and public hearing was provided in the community newspaper and on the City's website in advance of the 15-day review period. The public notice and hearing information were also shared with all community agencies funded through the City's Competitive Process, as well as with identified Public Notice Partners that serve underrepresented populations, often including those in



legally protected classes. The draft document was made available online. All language in notices was ADA and Title VI compliant.

December 5, 2023, the City held a General Use of Funds and CAPER Public Hearing online, in alignment the City's Citizen Participation Plan guidelines for public participation during the COVID-19 pandemic. The Hearing provided information on PY22 funding and accomplishments and an overview of the Competitive Process, including inputs into decision making.



**CR-45 - CDBG 91.520(c)**

**Specify the nature of, and reasons for, any changes in the jurisdiction's program objectives and indications of how the jurisdiction would change its programs as a result of its experiences.**

The City did not make any changes to program objectives, since none were warranted. They were based on extensive public input, decision-maker prioritization, the Social Sustainability Department's Strategic Plan, other local strategic plans (e.g., the Housing Strategic Plan), the 2020-2024 Consolidated Plan, funding proposals submitted, and available funding. The Covid-19 pandemic reinforced the need to continue to prioritize the identified goals, especially housing, homelessness prevention, and services and shelter for people experiencing homeless.

**Does this Jurisdiction have any open Brownfields Economic Development Initiative (BEDI) grants?**

No

**[BEDI grantees] Describe accomplishments and program outcomes during the last year.**



## **CR-50 - HOME 24 CFR 91.520(d)**

### **Include the results of on-site inspections of affordable rental housing assisted under the program to determine compliance with housing codes and other applicable regulations**

Please list those projects that should have been inspected on-site this program year based upon the schedule in 24 CFR §92.504(d). Indicate which of these were inspected and a summary of issues that were detected during the inspection. For those that were not inspected, please indicate the reason and how you will remedy the situation.

To ensure compliance with the HOME Housing Property standards, the City of Fort Collins has implemented a risk-based monitoring system. For development/construction projects that were completed during the program year, 100% of the units were inspected upon completion. After completion, units are inspected a minimum of every three years based on the risk score of the project. There were no HOME units due for their 3-year inspection due to the implementation of the HOME waiver on inspections in 2020. Units were inspected in 2021 and will be due again in 2024.

The 3 HOME units that completed rehabilitation in PY22 had inspections in PY23, less than one year after completion. They will be reported with PY23 inspections along with the new units expected to complete in the 2023 Program Year.

In PY22, City staff inspected 4 units that had been developed with Affordable Housing funds that were reported as HOME Match funding. All units were well maintained and Fair Housing posters were on clear display in the leasing offices.

The only units not inspected were those not due for annual inspections as outlined in the 2013 HOME Rule.

Agency/Owner	Project	# HOME Units
Oakridge Crossing, LLLP	Oakridge Crossing	4 HOME Match

**Table 14 - Inspections**

### **Provide an assessment of the jurisdiction's affirmative marketing actions for HOME units. 24 CFR 91.520(e) and 24 CFR 92.351(a)**

- i. The general public, property owners, and potential tenants are informed of federal Fair Housing requirements and the City's affirmative marketing procedures. Information on these requirements and procedures is included in public notices, publicity materials and application forms for the CDBG and HOME programs.
- ii. Property owners are required to adhere to affirmative marketing procedures when attempting to fill a vacant unit that has received CDBG/HOME assistance for rental units. In any advertisement or listing for a vacant unit, the property owner is required to include a Fair Housing compliance statement or Equal Housing Opportunity logo.



iii. Property owners are required to make special outreach efforts to solicit prospective tenants from groups which may be unlikely to seek housing in the local housing area. Vacancies are listed with Neighbor to Neighbor, Housing Catalyst, 2-1-1 Information and Referral and/or other local community or listing services which promote Fair Housing and reach a broad cross-section of community residents, including members of racial and ethnic minorities.

iv. The CDBG and HOME programs maintain records on the racial and gender characteristics of tenants in units immediately after construction is completed. Property owners are also required to maintain ongoing documentation of compliance with affirmative marketing procedures and outreach efforts listed in the previous paragraph.

**Refer to IDIS reports to describe the amount and use of program income for projects, including the number of projects and owner and tenant characteristics**

No program income was expended in PY22.

**Describe other actions taken to foster and maintain affordable housing. 24 CFR 91.220(k) (STATES ONLY: Including the coordination of LIHTC with the development of affordable housing). 24 CFR 91.320(j)**

The City unanimously adopted the Housing Strategic Plan in March 2021, with the vision that *everyone has stable, healthy housing they can afford*. The plan brings forward the goals and priorities from the 2015-2019 Affordable Housing Strategic Plan and includes 26 high-priority strategies to achieve the plan's vision. Several key strategies are currently underway including a major update to the City's Land Use Code (LUC) regulations for housing, an investigation of occupancy revisions to support renter stability, and a discussion about long-term revenue needs to support housing affordability citywide.

**PY22 Actions:**

- Continue to serve as steering committee member in a regional housing collaborative looking for housing solutions as well as participating on the governing board for the Northern Colorado Continuum of Care, which became a separate continuum of care and no longer part of the Balance of State Continuum of Care in 2020. Also continued to serve on the housing priority group of the Partnership for Age Friendly Communities for Larimer County.
- The City continued the internal housing task force, added an Affordable Housing Executive Team and hosted a bi-monthly focus group of housing providers to provide input on update to Land Use regulations and the implementation of the Housing Strategic Plan. Worked on a fee waiver process improvement that will simplify the process by awarding affordable housing fee credits of a set amount for each qualifying unit of either new construction or adaptive reuse instead of requiring precise calculations of exact fee amounts. In 2021, an administrative process was approved to award credits when funding is available. The Municipal Code was updated in 2022 to make this clear.
- Assigned the City's 2022 Private Activity Bond (PAB) allocation of over \$9 million to Housing



Catalyst, formerly known as the Fort Collins Housing Authority, for several projects including new construction and rehabilitation of affordable rental homes for people making no more than 80% of the area median income.

**continued:**

- Conducted continuing public engagement on land use code changes and the City's occupancy and rental programming. City Council adopted a rental registration program in June 2023 and passed significant land use code updates in October 2023. However, there is a citizen petition effort underway to repeal the land use code changes. Council did not act on changes to occupancy regulations this year but will likely continue discussions into 2024.- City Council continues to refine Metropolitan District policy for residential development and to seek public benefits when allowing this special taxing district. Affordable housing is one of the benefit options This is one way the City is stimulating the production of affordable housing.- The City has advanced its partnership with the statewide Elevation Community Land Trust. Elevation is working on a project to convert 44 units of public rental housing into permanently affordable for-sale homes and is a partner in the development of 54 new for sale affordable town homes on a City Land Bank parcel.- City staff sought and received a state grant of \$2.2 M to assist in paying for water and sewer fees for the 54 new town homes mentioned above.- City staff sought and received a budget allocation for adding 5 acres to the City's Affordable Housing Land Bank Program.- City Council established a pilot program to provide a fee offset for affordable housing projects offering electric vehicle infrastructure.- City Council referred an affordable housing property tax increase to the ballot for the November 2023 election. If passed, the 3 mill increase could generate as much as \$16 million in funding for affordable housing next year. If the ballot measure does not pass, additional work will be required to identify a dedicated revenue source for affordable housing.



## CR-58 – Section 3

Identify the number of individuals assisted and the types of assistance provided

Total Labor Hours	CDBG	HOME	ESG	HOPWA	HTF
Total Number of Activities	1	0	0	0	0
Total Labor Hours	6,353				
Total Section 3 Worker Hours	68				
Total Targeted Section 3 Worker Hours	0				

**Table 15 – Total Labor Hours**

Qualitative Efforts - Number of Activities by Program	CDBG	HOME	ESG	HOPWA	HTF
Outreach efforts to generate job applicants who are Public Housing Targeted Workers	1				
Outreach efforts to generate job applicants who are Other Funding Targeted Workers.					
Direct, on-the job training (including apprenticeships).	1				
Indirect training such as arranging for, contracting for, or paying tuition for, off-site training.					
Technical assistance to help Section 3 workers compete for jobs (e.g., resume assistance, coaching).					
Outreach efforts to identify and secure bids from Section 3 business concerns.					
Technical assistance to help Section 3 business concerns understand and bid on contracts.					
Division of contracts into smaller jobs to facilitate participation by Section 3 business concerns.					
Provided or connected residents with assistance in seeking employment including: drafting resumes, preparing for interviews, finding job opportunities, connecting residents to job placement services.					
Held one or more job fairs.					
Provided or connected residents with supportive services that can provide direct services or referrals.					
Provided or connected residents with supportive services that provide one or more of the following: work readiness health screenings, interview clothing, uniforms, test fees, transportation.					
Assisted residents with finding child care.					
Assisted residents to apply for, or attend community college or a four year educational institution.					
Assisted residents to apply for, or attend vocational/technical training.					
Assisted residents to obtain financial literacy training and/or coaching.					
Bonding assistance, guaranties, or other efforts to support viable bids from Section 3 business concerns.					
Provided or connected residents with training on computer use or online technologies.					
Promoting the use of a business registry designed to create opportunities for disadvantaged and small businesses.					
Outreach, engagement, or referrals with the state one-stop system, as designed in Section 121(e)(2) of the Workforce Innovation and Opportunity Act.					



Other.					
--------	--	--	--	--	--

**Table 16 – Qualitative Efforts - Number of Activities by Program**

## Narrative

The numbers reported are for the rehabilitation of Village on Bryan completed in PY22 by Villages, Ltd., the nonprofit arm of our local housing authority, Housing Catalyst.



# **Attachment Cover**



# Impediments to Fair Housing Choice

## Impediments to Fair Housing Choice

### **Impediment No. 1: Lack of awareness of Fair Housing law.**

#### **PY22 Actions:**

- Annual Fair Housing Proclamation April 4, presented to the community partners and entities that assisted Nueva Vida (New Life) Mobile Home Park in becoming the 6th resident-governed mobile home park in Colorado to be acquired since the Mobile Home Park Act Residents Opportunity to Purchase was signed into Law in 2020. Ownership by United Neighbors/Vecinos Unidos nonprofit will ensure long-term affordability and sustainability for 68 low-income households.
- Fair housing information continued to be provided on multiple City webpages, both internal and external.
- Neighborhood Services partnered with the Colorado Law Poverty Project to provide education around eviction and mediation services to landlords and tenants
- Distributed information to grantees and Public Notice Partners on Denver Metro Fair Housing Center regional presentation to occur in early PY23.

### **Impediment No. 2: Some discrimination in housing still occurs.**

#### **PY22 Actions:**

- The City prioritizes housing for special populations in its grant-making. In PY22, the City funded the rehabilitation of Village on Bryan, 27 housing units occupied primarily by extremely low-income households, including seniors and persons with disabilities.
- A new Housing Strategic Plan was adopted by the Social Sustainability Department which has strategies for visitable and accessible housing. "Visitability" provisions were added as a local amendment to the building code to ensure ground-floor visitability and accessibility. This local amendment was adopted in 2022. During the next building code update, local amendments will be proposed to address the visitability on the exterior (zero-step entrance).
- City funds were granted to Disabled Resource Services to provide holistic services to people with disabilities, including housing attainment and retention. City funds were also granted to LHIP and the VOA Handyman Program which help community members make accessibility improvements to their homes.
- A number of new projects are in progress in the TOD:
  - Stanford Senior Housing: 24 memory care units and 113 assisted living/independent living units (approved; pending building permit resubmittal)
  - Howes Six Two Nine: multi-family building with 12 units, preservation of an existing historic dwelling, which contains two additional units (approved)
  - Fairway Apartments: 264 multi-family dwelling units (approved)
  - Block 23: 160 units total (89 independent living, 44 assisted living, 27 memory care) (under construction)
  - Apex Haven Apartments: 54 units, senior living/long-term care housing (approved; building permit submitted)
  - Oak 140: 79 residential units, affordable housing (recently completed)



- o King Soopers redevelopment at College and Drake: new King Soopers Marketplace to replace older, smaller store to include drive-thru pharmacy, gas station, and public parking for Max station (under construction)
- o 209 Cherry St (Cherry/Mason): 100 multi-family dwelling units and ground floor retail, 1 level of underground parking (conceptual)
- o Mazda Dealership Redevelopment: 450 multi-family dwelling units, ~10,000sf commercial, structured parking (conceptual)

**Impediment No. 3: Disparities in mortgage lending practices exist.**

**PY22 Actions:**

- Kechter home-ownership project on City Land Bank – mitigate some impact of systemic issues accessing ownership.
- Elevation home ownership units – previously public housing
- N2N launched Spanish education class & financial education/literacy to address lending disparities.
- The City continued to fund Project Self-Sufficiency, Disabled Resource Services, Catholic Charities, Crossroads Safehouse, Homeward Alliance, and The Matthews House.
- The City participates in the metroDPA (down payment assistance program), increasing access to down payment and lending opportunities for lower-and middle-income households.

**Impediment No. 4: Housing affordability disproportionately impacts people who have lower incomes.**

**PY22 Actions:**

- In PY22, the City funded multiple affordable housing projects, to be completed over the next few years. These include Village on Impala, Village on Bryan rehabilitation, and Habitat for Humanity's Poudre Build #8. Once completed, these projects will provide an 1 new homeownership unit, 62 new rental units, and 27 rehabilitated units for households earning below 80% of the area median income.
- In 2020 the City hired a bilingual business specialist who has been developing relationships with over 300 business and community contacts. The specialist has supported businesses with covid-relief grants, analyzed needs, assisted with translations, and helped over 40 minority entrepreneurs start their businesses. In FY21 the Economic Health Office hired three Business Connectors using American Rescue Plan Act dollars. Two of these Business Connectors are bilingual and have helped open the Multicultural Business and Entrepreneur Center (MBEC) in partnership with the Poudre River Library District, Fort Collins Area Chamber of Commerce, and the Larimer Small Business Development Center (SBDC). Since opening the MBEC in the spring of 2022, they have had nearly 300 appointments with 175 entrepreneurs or inspiring entrepreneurs. Business Connectors also helped folks apply for the most recent round of Small Business Recovery Grants and have since launched their own mini-grant program of \$1,500 for customers.
- Land Use Code Phase 1 (housing-related) changes are currently underway. This is an effort to allow more housing types and options for all residents but especially low-income residents. The updated Housing Strategic Plan, adopted in March 2021, incorporates health outcomes into the



policy document, with a vision that everyone has stable, healthy housing they can afford. "Visitability" provisions were added as a local amendment to the building code which was adopted in 2022.

- The City provided mini-grants of \$500-\$2,000 to residents' or management of Mobile Home Parks for upgrades to the homes or park spaces, emphasizing health and safety concerns. This program was oversubscribed with many more requests than available funding. A similar grant program was offered in 2023. The City developed a mobile home park manual for residents and managers and is engaging with education, support for resident-owned communities, annual inspections, maintenance recommendations, and proactive enforcement of code compliance. The City is also participating on a state task force for mobile home resident rights, which proposed legislation that was passed in 2022. The City provided \$125,000 in infrastructure support to a non-profit owned mobile home park.
- The 2023 Fort Collins Innovate Challenge was launched for climate action, health and housing solutions for low-income neighborhoods. This was a change from prior competitions which were targeted at business level solutions to environmental challenges.
- An equity lens and evaluation has been added to Budgeting for Outcomes, the process through which the City funds its ongoing and new initiatives, projects and programs.
- During the pandemic the City piloted an immigration legal defense fund, which can be used by legal service providers, both for-profit and nonprofit, to help immigrants. This program continues to be funded.

**Observation No. 1: Fort Collins has some concentration by ethnicity.**

The City recognizes that older areas of town tend to have a larger percentage of infrastructure deficiencies. There are significant stormwater infrastructure deficiencies in many of the older areas located in northern Fort Collins. This area has a higher concentration of historically Latino/Hispanic neighborhoods.

Key considerations and efforts in from 2020 through 2023 have included:

- Stormwater completed an updated Capital Improvement Program (CIP) prioritization in October 2023. This prioritization included, for the first time, a specific "Equity" criterion. Staff used the recently completed Equity Opportunity Assessment Map to score projects from 0 to 3 based on the following:
  - 0 -- The Project has negative impact on communities with attributes identified as low income, high unemployment, ethnically diverse, or containing a school classified as Title 1A.
  - 1 -- The project has no impact on a community with 1 or 2 of the attributes identified as low income, high unemployment, ethnically diverse, or containing a school classified as Title 1A.
  - 2 -- The project has a specific impact on communities with 1-2 of the attributes identified as low income, high unemployment, ethnically diverse, or containing a school classified as Title 1A.
  - 3 -- The project has a specific impact on communities with 3 or more of the attributes identified as low income, high unemployment, ethnically diverse, or containing a school classified as Title 1A.



- This new criterion can result in projects with DEI impacts influencing the determination of budgeted/prioritized projects.
- There were no major revisions to any of the City's 100-year floodplains in northern Fort Collins. As noted previously, twelve (12) revisions to the adopted 100-year floodplains (5 in FEMA floodplains and 7 in City Floodplains) were made in Fort Collins between 2020 and 2022. Several of these reduced flood risk for existing properties and spurred residential and commercial development in several of these locations. It does take time for developments to occur upon completion of the floodplain updates. This residential and commercial development will occur over several years.
- Whedbee, Riverside and Oak Street Area: In 2020, sixteen (16) properties were mapped out of the 100-year Old Town Floodplain that previously limited their ability to rehabilitate and remodel.
- The City's Development Review process includes a provision that Affordable Housing Projects receive 1 week shorter standard review times for submittals. This helps expedite their reviews.
- FC Staff also can provide flexible releases of construction and building permits for Affordable Housing Projects to allow for their unique financing constraints.
- Poudre River Whitewater Park /Oxbow Levee LOMR: The Oxbow Levee was recertified in 2021. This levee improves upon and protects all residential properties in the Buckingham Neighborhood from 100-year flooding of the Poudre River.
- Timberline Levee Natural Valley LOMR: This LOMR was adopted in January 2022. Land owned by the Urban Land Conservancy on the east side of Timberline is a potential site for affordable housing.
- The North Mason project is in the design phase and is coordinating with all of the entities listed above as well as Planning and Development Engineering. This project will provide a stormwater outfall for the area, making commercial and residential land more developable.
- Poudre River Flow Consolidation Upstream (East) of College Avenue: City staff is coordinating master planning efforts between Stormwater and Floodplain, Parks Planning, and Natural Areas to ensure potential stormwater improvements will align with multiple goals and priorities. Stormwater's main goal is to eliminate the 100-Year Flood overtopping of College Avenue by the Poudre River near Vine Drive.
- The URA has future plans for the North College area, and has entered into a Letter of Intent to purchase a large retail space that has been vacant for about 10 years. The URA has been working with area stakeholders to determine whether this presents an opportunity to bring needed public amenities to this location.

**Observation No. 2: Land use code and policy updates could improve the availability and affordability of housing, but these efforts are often controversial.**

PY22 Actions:

- Implementation of the Housing Strategic Plan continued this fiscal year. Of the 26 strategies in the HSP, 9 are complete, 14 are in progress, and 3 have not yet begun. Implementing these strategies will address high priority outcomes such as increasing overall housing supply and diversity, preserving existing affordable housing, increasing housing stability, and advancing



toward more equitable outcomes. The plan integrates and aligns with other City efforts including the Analysis of Impediments to Fair Housing Choice, City Plan, and the Our Climate Future Plan.

- A mandatory rental registration program was adopted by City Council in June 2023 as part of implementing the Housing Strategic Plan. This program will require registration of all rental properties in Fort Collins and will provide additional staffing and resources to support complaint-based rental inspections, landlord-tenant mediation, and renter/landlord education and outreach. The startup phase of the program will take approximately 18 months to complete, with registrations beginning around Fall 2024.
- Housing-related Land Use Code changes were repealed in January 2023 following a successful citizen referendum protesting the changes. After several months of additional engagement, Council passed a revised set of land use code changes in October 2023 as part of implementing the Housing Strategic Plan. A second potential citizen referendum could impact whether these changes go into effect as planned in January 2024. Guiding principles for the Land Use Code Updates include:
  - Increase overall housing capacity (market rate and subsidized) and calibrate market-feasible incentives for affordable housing.
  - Remove barriers to affordability, especially near high-frequency/capacity transit and priority growth areas.
  - Allow for more diverse housing choices that fit in with the existing context and/or future priority placetypes.
  - Revise the Land Use Code to be easier to use and understand.
  - Improve predictability of the development review process, especially for housing.

Highlighting some of the changes in the land use code regulations: -

- Extending the affordability term for affordable housing from 20 years to 60 years.
- Providing height bonuses, density bonuses and parking reductions for affordable housing.
- Moving to more of a form-based code where there are no density limits for affordable housing so that site constraints will be the determining factor and not a number of dwelling units per acre as is prescribed now.
- Allowing accessory dwelling units in all residential zones.
- Allowing affordable housing to be approved through an administrative review process.



# Beneficiary Data

## CDBG & HOME Funded Projects

### Beneficiary Demographics

Activity	Total # of Clients/ Units	White	Black/AA	Black/AA & White	Asian	Asian & White	American Indian (AI)/ Alaskan Native	AI & White	AI & Black	Native Hawaiian/ Pacific Islander	Other	Hispanic*	Single Female Head of Household	Single Male Head of Household	Persons with Disabilities
<b>PUBLIC SERVICE PROJECTS - CDBG</b>															
Catholic Charities Shelter	699	466	66	6	6	0	27	14	1	5	108	180	52	7	202
Crossroads Safehouse	526	205	5	0	6	0	1	0	0	2	307	41	130	9	35
Family Housing Network	194	150	19	0	0	0	0	0	0	4	21	89	33	6	45
Neighbor to Neighbor	94	76	4	0	0	0	1	1	0	0	12	23	20	4	17
<b>SUBTOTAL</b>	<b>1513</b>	<b>897</b>	<b>94</b>	<b>6</b>	<b>12</b>	<b>0</b>	<b>29</b>	<b>15</b>	<b>1</b>	<b>11</b>	<b>448</b>	<b>333</b>	<b>235</b>	<b>26</b>	<b>299</b>
<b>HOUSING - CDBG &amp; HOME**</b>															
Coachlight (PY21 HOME project)	3	3										2	3		2
Village on Bryan (PY21 CDBG project)	26	25		1								7	0		0
<b>SUBTOTAL</b>	<b>29</b>	<b>28</b>	<b>0</b>	<b>1</b>	<b>0</b>	<b>0</b>	<b>0</b>	<b>0</b>	<b>0</b>	<b>0</b>	<b>0</b>	<b>9</b>	<b>3</b>	<b>0</b>	<b>2</b>
<b>CDBG Housing</b>	<b>26</b>	<b>25</b>	<b>1</b>									<b>7</b>	<b>0</b>		
<b>HOME Housing</b>	<b>3</b>											<b>2</b>			
<b>TOTAL</b>	<b>1542</b>	<b>925</b>	<b>94</b>	<b>7</b>	<b>12</b>	<b>0</b>	<b>29</b>	<b>15</b>	<b>1</b>	<b>11</b>	<b>448</b>	<b>342</b>	<b>238</b>	<b>26</b>	<b>301</b>

Total Population	White	Black	Asian	American Indian/ Alaskan Native	Native Hawaiian/ Pacific Islander	Other Race/Two or More Races	Hispanic	Female Head of Household	Persons with Disabilities
169,810	137,260	2503	6,110	1424	180	22,333	21,003	2638	13,699
	81%	1.47%	3.60%	0.84%	0.11%	13.15%	12.37%	1.55%	8.07%

\*2020 American Community Survey 5-Year Estimates

\*not included in CR-10 Table 2

\*\* Housing projects funded in PY22 will be completed in PY23 and PY24.



CDBG-CV Round 2 Funded Projects

Beneficiary Demographics

Activity	Total # of Clients/ Units	White	Black/AA	Black/AA & White	Asian	Asian & White	American Indian (AI)/ Alaskan Native	AI & White	AI & Black	Native Hawaiian/ Pacific Islander	Other	Hispanic*	Single Female Head of Household	Single Male Head of Household	Persons with Disabilities
PUBLIC SERVICE PROJECTS															
Neighbor to Neighbor <b>PY21</b>	11	9	0	0	0	0	1	0	0	0	1	3	2	0	1
<b>SUBTOTAL</b>	<b>11</b>	<b>9</b>	<b>0</b>	<b>0</b>	<b>0</b>	<b>0</b>	<b>1</b>	<b>0</b>	<b>0</b>	<b>0</b>	<b>1</b>	<b>3</b>	<b>2</b>	<b>0</b>	<b>1</b>

Activity	Total # of Clients/ Units	White	Black/AA	Black/AA & White	Asian	Asian & White	American Indian (AI)/ Alaskan Native	AI & White	AI & Black	Native Hawaiian/ Pacific Islander	Other	Hispanic*	Single Female Head of Household	Single Male Head of Household	Persons with Disabilities
PUBLIC SERVICE PROJECTS															
Neighbor to Neighbor <b>PY22</b>	26	18	1	0	1	0	0	1	0	0	4	3	7	1	4
<b>SUBTOTAL</b>	<b>26</b>	<b>18</b>	<b>1</b>	<b>0</b>	<b>1</b>	<b>0</b>	<b>0</b>	<b>1</b>	<b>0</b>	<b>0</b>	<b>4</b>	<b>3</b>	<b>7</b>	<b>1</b>	<b>4</b>

<b>TOTAL for Activity</b>	<b>37</b>	<b>27</b>	<b>1</b>	<b>0</b>	<b>1</b>	<b>0</b>	<b>1</b>	<b>1</b>	<b>0</b>	<b>0</b>	<b>5</b>	<b>6</b>	<b>9</b>	<b>1</b>	<b>5</b>
---------------------------	-----------	-----------	----------	----------	----------	----------	----------	----------	----------	----------	----------	----------	----------	----------	----------



### Human Service Program: City and Federally Funded Projects

#### Funding and Clients Served

Agency	Awarded	Expended	Unspent	Clients Served
A Little Help	\$ 20,000.00	\$ 20,000.00	\$ -	141
Boys & Girls Clubs of Larimer County	\$ 32,500.00	\$ 32,500.00	\$ -	894
CASA of Larimer County, CASA	\$ 37,500.00	\$ 37,500.00	\$ -	179
CASA of Larimer County, Harmony House	\$ 40,000.00	\$ 40,000.00	\$ -	305
Catholic Charities, Samaritan House	\$ 53,476.00	\$ 53,476.00	\$ -	699
Catholic Charities, Senior Services	\$ 27,500.00	\$ 27,500.00	\$ -	40
ChildSafe Colorado	\$ 36,000.00	\$ 36,000.00	\$ -	555
Crossroads Safehouse, Road to Home	\$ 22,000.00	\$ 22,000.00	\$ -	28
Crossroads Safehouse, Shelter	\$ 44,851.00	\$ 44,851.00	\$ -	526
Disabled Resource Services	\$ 20,000.00	\$ 20,000.00	\$ -	125
Easterseals Colorado	\$ 15,000.00	\$ 15,000.00	\$ -	40
Elderhaus Adult Day Program	\$ 20,000.00	\$ 20,000.00	\$ -	75
Family Housing Network, Shelter	\$ 18,975.00	\$ 18,975.00	\$ -	194
Family Housing Network, Sherwood House	\$ 15,000.00	\$ 15,000.00	\$ -	75
Food Bank for Larimer County, Kids Café	\$ 28,000.00	\$ 28,000.00	\$ -	1478
Homeward Alliance, Family Services	\$ 32,000.00	\$ 32,000.00	\$ -	1608
Homeward Alliance, Murphy Center	\$ 32,008.00	\$ 32,008.00	\$ -	2373
La Cocina	\$ 20,000.00	\$ 20,000.00	\$ -	39
McBackpack, Inc.	\$ 15,000.00	\$ 15,000.00	\$ -	1328
Meals on Wheels for Fort Collins	\$ 27,500.00	\$ 27,500.00	\$ -	533
Neighbor to Neighbor, Homeless Prevention Coordination	\$ 50,000.00	\$ 50,000.00	\$ -	96
Neighbor to Neighbor, Homelessness Prevention	\$ 55,201.00	\$ 55,201.00	\$ -	94
Project Self-Sufficiency	\$ 30,000.00	\$ 30,000.00	\$ -	168
Respite Care	\$ 22,000.00	\$ 22,000.00	\$ -	54
SAVA Center, Victim Services	\$ 27,000.00	\$ 27,000.00	\$ -	420
Teaching Tree Early Childhood Learning Center	\$ 75,000.00	\$ 75,000.00	\$ -	53
The Crawford Child Advocacy Center	\$ 17,000.00	\$ 17,000.00	\$ -	296
The Family Center/La Familia	\$ 70,000.00	\$ 70,000.00	\$ -	36
The Growing Project	\$ 15,000.00	\$ 15,000.00	\$ -	221
The Matthews House	\$ 25,000.00	\$ 25,000.00	\$ -	49
The Quarter Project	\$ 15,000.00	\$ 15,000.00	\$ -	108
The Salvation Army	\$ 15,000.00	\$ 15,000.00	\$ -	114
United Way of Larimer County, Childcare Scholarships	\$ 20,000.00	\$ 20,000.00	\$ -	3
United Way of Weld County, CAHPS	\$ 20,000.00	\$ 20,000.00	\$ -	614
Vindeket Foods	\$ 21,000.00	\$ 21,000.00	\$ -	7353
Volunteers of America, Handyman Program	\$ 15,000.00	\$ 15,000.00	\$ -	110
Volunteers of America, Home Delivered Meals	\$ 25,000.00	\$ 25,000.00	\$ -	91
<b>Totals</b>	<b>\$ 1,074,511.00</b>	<b>\$ 1,074,511.00</b>	<b>\$ -</b>	<b>21,115</b>
CDBG funded projects highlighted blue				



### City Funded: Human Service Program

#### Beneficiary Demographics

Clients May Select Multiple Identities

Demographic	# Client Identities
American Indian/Alaska Native	670
African	82
African American/Black	645
Asian/Asian American	146
Hispanic/Latinx/Spanish Origin	3,202
Middle Eastern/North African	29
Native Hawaiian/Other Pacific Islander	44
White	7,880
Prefer to self-identify	206
Decline to specify	1,247
Balance	7,091
Person with Disabilities	3,273



# PR-26 CDBG Financial Attachments

	Office of Community Planning and Development	DATE: 11-30-23
	U.S. Department of Housing and Urban Development	TIME: 14:44
	Integrated Disbursement and Information System	PAGE: 1
	PR26 - CDBG Financial Summary Report	
	Program Year 2022	
	Fort Collins, CO	

## PART I: SUMMARY OF CDBG RESOURCES

01 UNEXPENDED CDBG FUNDS AT END OF PREVIOUS PROGRAM YEAR	1,323,859.09
02 ENTITLEMENT GRANT	1,120,412.00
03 SURPLUS URBAN RENEWAL	0.00
04 SECTION 108 GUARANTEED LOAN FUNDS	0.00
05 CURRENT YEAR PROGRAM INCOME	24,654.67
05a CURRENT YEAR SECTION 108 PROGRAM INCOME (FOR SI TYPE)	0.00
06 FUNDS RETURNED TO THE LINE-OF-CREDIT	0.00
06a FUNDS RETURNED TO THE LOCAL CDBG ACCOUNT	0.00
07 ADJUSTMENT TO COMPUTE TOTAL AVAILABLE	19,951.52
08 TOTAL AVAILABLE (SUM, LINES 01-07)	2,488,887.28

## PART II: SUMMARY OF CDBG EXPENDITURES

09 DISBURSEMENTS OTHER THAN SECTION 108 REPAYMENTS AND PLANNING/ADMINISTRATION	1,298,000.00
10 ADJUSTMENT TO COMPUTE TOTAL AMOUNT SUBJECT TO LOW/MOD BENEFIT	0.00
11 AMOUNT SUBJECT TO LOW/MOD BENEFIT (LINE 09 + LINE 10)	1,298,000.00
12 DISBURSED IN IDIS FOR PLANNING/ADMINISTRATION	222,956.38
13 DISBURSED IN IDIS FOR SECTION 108 REPAYMENTS	0.00
14 ADJUSTMENT TO COMPUTE TOTAL EXPENDITURES	0.00
15 TOTAL EXPENDITURES (SUM, LINES 11-14)	1,520,956.38
16 UNEXPENDED BALANCE (LINE 08 - LINE 15)	967,930.90

## PART III: LOW/MOD BENEFIT THIS REPORTING PERIOD

17 EXPENDED FOR LOW/MOD HOUSING IN SPECIAL AREAS	0.00
18 EXPENDED FOR LOW/MOD MULTI-UNIT HOUSING	1,125,497.00
19 DISBURSED FOR OTHER LOW/MOD ACTIVITIES	172,503.00
20 ADJUSTMENT TO COMPUTE TOTAL LOW/MOD CREDIT	0.00
21 TOTAL LOW/MOD CREDIT (SUM, LINES 17-20)	1,298,000.00
22 PERCENT LOW/MOD CREDIT (LINE 21/LINE 11)	100.00%

## LOW/MOD BENEFIT FOR MULTI-YEAR CERTIFICATIONS

23 PROGRAM YEARS(PY) COVERED IN CERTIFICATION	PY: PY:
24 CUMULATIVE NET EXPENDITURES SUBJECT TO LOW/MOD BENEFIT CALCULATION	0.00
25 CUMULATIVE EXPENDITURES BENEFITING LOW/MOD PERSONS	0.00
26 PERCENT BENEFIT TO LOW/MOD PERSONS (LINE 25/LINE 24)	0.00%

## PART IV: PUBLIC SERVICE (PS) CAP CALCULATIONS

27 DISBURSED IN IDIS FOR PUBLIC SERVICES	172,503.00
28 PS UNLIQUIDATED OBLIGATIONS AT END OF CURRENT PROGRAM YEAR	0.00
29 PS UNLIQUIDATED OBLIGATIONS AT END OF PREVIOUS PROGRAM YEAR	0.00
30 ADJUSTMENT TO COMPUTE TOTAL PS OBLIGATIONS	0.00
31 TOTAL PS OBLIGATIONS (LINE 27 + LINE 28 - LINE 29 + LINE 30)	172,503.00
32 ENTITLEMENT GRANT	1,120,412.00
33 PRIOR YEAR PROGRAM INCOME	51,809.32
34 ADJUSTMENT TO COMPUTE TOTAL SUBJECT TO PS CAP	0.00
35 TOTAL SUBJECT TO PS CAP (SUM, LINES 32-34)	1,172,221.32
36 PERCENT FUNDS OBLIGATED FOR PS ACTIVITIES (LINE 31/LINE 35)	14.72%

## PART V: PLANNING AND ADMINISTRATION (PA) CAP

37 DISBURSED IN IDIS FOR PLANNING/ADMINISTRATION	222,956.38
38 PA UNLIQUIDATED OBLIGATIONS AT END OF CURRENT PROGRAM YEAR	0.00
39 PA UNLIQUIDATED OBLIGATIONS AT END OF PREVIOUS PROGRAM YEAR	0.00
40 ADJUSTMENT TO COMPUTE TOTAL PA OBLIGATIONS	0.00
41 TOTAL PA OBLIGATIONS (LINE 37 + LINE 38 - LINE 39 +LINE 40)	222,956.38
42 ENTITLEMENT GRANT	1,120,412.00
43 CURRENT YEAR PROGRAM INCOME	24,654.67
44 ADJUSTMENT TO COMPUTE TOTAL SUBJECT TO PA CAP	0.00
45 TOTAL SUBJECT TO PA CAP (SUM, LINES 42-44)	1,145,066.67
46 PERCENT FUNDS OBLIGATED FOR PA ACTIVITIES (LINE 41/LINE 45)	19.47%





Office of Community Planning and Development  
U.S. Department of Housing and Urban Development  
Integrated Disbursement and Information System  
PR26 - CDBG Financial Summary Report  
Program Year 2022  
Fort Collins, CO

DATE: 11-30-23  
TIME: 14:44  
PAGE: 2

LINE 17 DETAIL: ACTIVITIES TO CONSIDER IN DETERMINING THE AMOUNT TO ENTER ON LINE 17

No data returned for this view. This might be because the applied filter excludes all data.

LINE 18 DETAIL: ACTIVITIES TO CONSIDER IN DETERMINING THE AMOUNT TO ENTER ON LINE 18

Plan Year	IDIS Project	IDIS Activity	Activity Name	Matrix Code	National Objective	Drawn Amount
2021	6	1956	Village on Bryan	14B	LWH	\$1,125,497.00
Total				14B	Matrix Code	\$1,125,497.00
						\$1,125,497.00

LINE 19 DETAIL: ACTIVITIES INCLUDED IN THE COMPUTATION OF LINE 19

Plan Year	IDIS Project	IDIS Activity	Voucher Number	Activity Name	Matrix Code	National Objective	Drawn Amount
2022	6	1960	6728806	Catholic Charities: Shelter	03T	LWC	\$14,192.01
2022	6	1960	6758124	Catholic Charities: Shelter	03T	LWC	\$21,136.53
2022	6	1960	6796593	Catholic Charities: Shelter	03T	LWC	\$18,147.46
2022	8	1962	6726842	Family Housing Network: Shelter Programs	03T	LWC	\$6,000.00
2022	8	1962	6758593	Family Housing Network: Shelter Programs	03T	LWC	\$4,975.00
2022	8	1962	6794669	Family Housing Network: Shelter Programs	03T	LWC	\$4,000.00
2022	8	1962	6827083	Family Housing Network: Shelter Programs	03T	LWC	\$4,000.00
					03T	Matrix Code	\$72,451.00
2022	7	1961	6730072	Crossroads Safehouse - Domestic Violence Shelter and Advocacy Program	05G	LWC	\$10,046.35
2022	7	1961	6761808	Crossroads Safehouse - Domestic Violence Shelter and Advocacy Program	05G	LWC	\$13,690.00
2022	7	1961	6796596	Crossroads Safehouse - Domestic Violence Shelter and Advocacy Program	05G	LWC	\$11,550.00
2022	7	1961	6827180	Crossroads Safehouse - Domestic Violence Shelter and Advocacy Program	05G	LWC	\$9,564.65
					05G	Matrix Code	\$44,851.00
2022	9	1963	6727019	Neighbor to Neighbor: Homeless Prevention Program	05Q	LWC	\$19,077.72
2022	9	1963	6758944	Neighbor to Neighbor: Homeless Prevention Program	05Q	LWC	\$15,003.68
2022	9	1963	6794689	Neighbor to Neighbor: Homeless Prevention Program	05Q	LWC	\$19,476.68
2022	9	1963	6827181	Neighbor to Neighbor: Homeless Prevention Program	05Q	LWC	\$1,642.92
					05Q	Matrix Code	\$55,201.00
Total							\$172,503.00

LINE 27 DETAIL: ACTIVITIES INCLUDED IN THE COMPUTATION OF LINE 27

Plan Year	IDIS Project	IDIS Activity	Voucher Number	Activity to prevent, prepare for, and respond to Coronavirus	Activity Name	Grant Number	Fund Type	Matrix Code	National Objective	Drawn Amount
2022	6	1960	6728806	No	Catholic Charities: Shelter	B22MC080008	EN	03T	LWC	\$14,192.01
2022	6	1960	6758124	No	Catholic Charities: Shelter	B22MC080008	EN	03T	LWC	\$14,149.94
2022	6	1960	6758124	No	Catholic Charities: Shelter	B22MC080008	PI	03T	LWC	\$6,986.59
2022	6	1960	6796593	No	Catholic Charities: Shelter	B22MC080008	EN	03T	LWC	\$18,147.46
2022	8	1962	6726842	No	Family Housing Network: Shelter Programs	B22MC080008	PI	03T	LWC	\$6,000.00
2022	8	1962	6758593	No	Family Housing Network: Shelter Programs	B22MC080008	EN	03T	LWC	\$4,975.00
2022	8	1962	6794669	No	Family Housing Network: Shelter Programs	B22MC080008	EN	03T	LWC	\$4,000.00
2022	8	1962	6827083	No	Family Housing Network: Shelter Programs	B22MC080008	EN	03T	LWC	\$3,744.22
2022	8	1962	6827083	No	Family Housing Network: Shelter Programs	B22MC080008	PI	03T	LWC	\$255.78
								03T	Matrix Code	\$72,451.00
2022	7	1961	6730072	No	Crossroads Safehouse - Domestic Violence Shelter and Advocacy Program	B22MC080008	EN	05G	LWC	\$10,046.35
2022	7	1961	6761808	No	Crossroads Safehouse - Domestic Violence Shelter and Advocacy Program	B22MC080008	EN	05G	LWC	\$13,690.00
2022	7	1961	6796596	No	Crossroads Safehouse - Domestic Violence Shelter and Advocacy Program	B22MC080008	EN	05G	LWC	\$11,550.00
2022	7	1961	6827180	No	Crossroads Safehouse - Domestic Violence Shelter and Advocacy Program	B22MC080008	EN	05G	LWC	\$9,564.65
								05G	Matrix Code	\$44,851.00
2022	9	1963	6727019	No	Neighbor to Neighbor: Homeless Prevention Program	B22MC080008	EN	05Q	LWC	\$18,266.76
2022	9	1963	6727019	No	Neighbor to Neighbor: Homeless Prevention Program	B22MC080008	PI	05Q	LWC	\$810.96
2022	9	1963	6758944	No	Neighbor to Neighbor: Homeless Prevention Program	B22MC080008	EN	05Q	LWC	\$15,003.68
2022	9	1963	6794689	No	Neighbor to Neighbor: Homeless Prevention Program	B22MC080008	EN	05Q	LWC	\$19,476.68
2022	9	1963	6827181	No	Neighbor to Neighbor: Homeless Prevention Program	B22MC080008	EN	05Q	LWC	\$1,642.92





LINE 37 DETAIL: ACTIVITIES INCLUDED IN THE COMPUTATION OF LINE 37

Plan Year	IDIS Project	IDIS Activity	Voucher Number	Activity Name	Matrix Code	National Objective	Drawn Amount
2022	1	1969	6705208	CD8G Program Administration FY22	21A		\$5,985.86
2022	1	1969	6713519	CD8G Program Administration FY22	21A		\$10,669.64
2022	1	1969	6727464	CD8G Program Administration FY22	21A		\$21,245.41
2022	1	1969	6737580	CD8G Program Administration FY22	21A		\$11,085.53
2022	1	1969	6749518	CD8G Program Administration FY22	21A		\$16,964.71
2022	1	1969	6761034	CD8G Program Administration FY22	21A		\$14,574.24
2022	1	1969	6774681	CD8G Program Administration FY22	21A		\$14,534.24
2022	1	1969	6778576	CD8G Program Administration FY22	21A		\$13,120.82
2022	1	1969	6797725	CD8G Program Administration FY22	21A		\$28,935.31
2022	1	1969	6807862	CD8G Program Administration FY22	21A		\$22,986.11
2022	1	1969	6817190	CD8G Program Administration FY22	21A		\$29,522.72
2022	1	1969	6833097	CD8G Program Administration FY22	21A		\$23,056.53
2022	1	1969	6835230	CD8G Program Administration FY22	21A		\$10,275.26
<b>Total</b>					<b>21A</b>	<b>Matrix Code</b>	<b>\$222,956.38</b>
							<b>\$222,956.38</b>





Office of Community Planning and Development  
U.S. Department of Housing and Urban Development  
Integrated Disbursement and Information System  
PR26 - CDBG-CV Financial Summary Report  
Fort Collins , CO

DATE: 11-20-23  
TIME: 16:07  
PAGE: 1

**PART I: SUMMARY OF CDBG-CV RESOURCES**

01 CDBG-CV GRANT	1,409,226.00
02 FUNDS RETURNED TO THE LINE-OF-CREDIT	0.00
03 FUNDS RETURNED TO THE LOCAL CDBG ACCOUNT	0.00
04 TOTAL CDBG-CV FUNDS AWARDED	1,409,226.00

**PART II: SUMMARY OF CDBG-CV EXPENDITURES**

05 DISBURSEMENTS OTHER THAN SECTION 108 REPAYMENTS AND PLANNING/ADMINISTRATION	1,404,140.67
06 DISBURSED IN IDIS FOR PLANNING/ADMINISTRATION	0.00
07 DISBURSED IN IDIS FOR SECTION 108 REPAYMENTS	0.00
08 TOTAL EXPENDITURES (SUM, LINES 05 - 07)	1,404,140.67
09 UNEXPENDED BALANCE (LINE 04 - LINE8 )	5,085.33

**PART III: LOWMOD BENEFIT FOR THE CDBG-CV GRANT**

10 EXPENDED FOR LOW/MOD HOUSING IN SPECIAL AREAS	0.00
11 EXPENDED FOR LOW/MOD MULTI-UNIT HOUSING	0.00
12 DISBURSED FOR OTHER LOW/MOD ACTIVITIES	1,404,140.67
13 TOTAL LOW/MOD CREDIT (SUM, LINES 10 - 12)	1,404,140.67
14 AMOUNT SUBJECT TO LOW/MOD BENEFIT (LINE 05)	1,404,140.67
15 PERCENT LOW/MOD CREDIT (LINE 13/LINE 14)	100.00%

**PART IV: PUBLIC SERVICE (PS) CALCULATIONS**

16 DISBURSED IN IDIS FOR PUBLIC SERVICES	1,404,140.67
17 CDBG-CV GRANT	1,409,226.00
18 PERCENT OF FUNDS DISBURSED FOR PS ACTIVITIES (LINE 16/LINE 17)	99.64%

**PART V: PLANNING AND ADMINISTRATION (PA) CAP**

19 DISBURSED IN IDIS FOR PLANNING/ADMINISTRATION	0.00
20 CDBG-CV GRANT	1,409,226.00
21 PERCENT OF FUNDS DISBURSED FOR PA ACTIVITIES (LINE 19/LINE 20)	0.00%





**LINE 10 DETAIL: ACTIVITIES TO CONSIDER IN DETERMINING THE AMOUNT TO ENTER ON LINE 10**

No data returned for this view. This might be because the applied filter excludes all data.

**LINE 11 DETAIL: ACTIVITIES TO CONSIDER IN DETERMINING THE AMOUNT TO ENTER ON LINE 11**

No data returned for this view. This might be because the applied filter excludes all data.

**LINE 12 DETAIL: ACTIVITIES INCLUDED IN THE COMPUTATION OF LINE 12**

Plan Year	IDIS Project	IDIS Activity	Voucher Number	Activity Name	Matrix Code	National Objective	Drawn Amount
2019	13	1924	6398082	Homeward Alliance - Homeless Programs at Murphy Center	03T	LMC	\$11,944.40
			6423433	Homeward Alliance - Homeless Programs at Murphy Center	03T	LMC	\$11,555.60
			6397845	Homeward Alliance - OVOF/CIN Program	03T	LMC	\$11,351.91
			6423438	Homeward Alliance - OVOF/CIN Program	03T	LMC	\$14,398.09
			6497198	Homeward Alliance - Inclement Weather Shelter	03T	LMC	\$15,173.46
		1942	6486495	Family Housing Network - COVID Safe Day Shelter	03T	LMC	\$9,150.00
			6557451	Family Housing Network - COVID Safe Day Shelter	03T	LMC	\$14,746.00
	14	1923	6398081	Homeward Alliance - Homeless Sheltering NACC	03T	LMC	\$31,000.00
			6406739	Non-Congregate Shelter program	03T	LMC	\$9,986.40
			6432647	Non-Congregate Shelter program	03T	LMC	\$6,342.70
			6453804	Non-Congregate Shelter program	03T	LMC	\$5,339.25
			6454409	Non-Congregate Shelter program	03T	LMC	\$7,580.00
			6456140	Non-Congregate Shelter program	03T	LMC	\$6,210.00
			6456871	Non-Congregate Shelter program	03T	LMC	\$8,819.80
			6458970	Non-Congregate Shelter program	03T	LMC	\$54,935.00
			6462829	Non-Congregate Shelter program	03T	LMC	\$6,237.00
			6466702	Non-Congregate Shelter program	03T	LMC	\$4,874.10
		1938	6466707	Non-Congregate Shelter program	03T	LMC	\$6,237.00
			6471624	Non-Congregate Shelter program	03T	LMC	\$6,237.00
			6474692	Non-Congregate Shelter program	03T	LMC	\$31,615.00
			6478834	Non-Congregate Shelter program	03T	LMC	\$2,584.75
			6478835	Non-Congregate Shelter program	03T	LMC	\$4,239.00
			6480698	Non-Congregate Shelter program	03T	LMC	\$432.00
			6482925	Non-Congregate Shelter program	03T	LMC	\$20,755.00
			6507779	Women's Shelter Program - Catholic Charities	03T	LMC	\$21,063.72
			6512635	Women's Shelter Program - Catholic Charities	03T	LMC	\$46,661.04
			6515245	Women's Shelter Program - Catholic Charities	03T	LMC	\$37,572.24
		1939	6435456	Congregate Shelter on Blue Spruce	03T	LMC	\$13,500.00
			6453556	Congregate Shelter on Blue Spruce	03T	LMC	\$14,443.00
			6463093	Congregate Shelter on Blue Spruce	03T	LMC	\$14,443.00
			6463951	Congregate Shelter on Blue Spruce	03T	LMC	\$30,874.70
			6474685	Congregate Shelter on Blue Spruce	03T	LMC	\$51,825.39
			6477933	Congregate Shelter on Blue Spruce	03T	LMC	\$28,886.00
			6487784	Congregate Shelter on Blue Spruce	03T	LMC	\$55,180.73
			6495078	Congregate Shelter on Blue Spruce	03T	LMC	\$33,396.70
			6520651	Homeward Alliance - Homeless Isolation, Quarantine & Recovery (IQR)	03T	LMC	\$38,000.00
			6407042	Neighbor to Neighbor Homeless Prevention Program	05Q	LMC	\$108,805.00





Office of Community Planning and Development  
U.S. Department of Housing and Urban Development  
Integrated Disbursement and Information System  
PR26 - CDBG-CV Financial Summary Report  
Fort Collins , CO

DATE: 11-20-23  
TIME: 16:07  
PAGE: 3

Plan Year	IDIS Project	IDIS Activity	Voucher Number	Activity Name	Matrix Code	National Objective	Drawn Amount
2019	15	1919	6425244	Neighbor to Neighbor Homeless Prevention Program	05Q	LMC	\$118,310.06
		1957	6701202	Neighbor to Neighbor Homeless Prevention Program	05Q	LMC	\$58,978.55
			6726849	Neighbor to Neighbor Homeless Prevention Program	05Q	LMC	\$165,453.57
			6760048	Neighbor to Neighbor Homeless Prevention Program	05Q	LMC	\$161,895.81
			6795534	Neighbor to Neighbor Homeless Prevention Program	05Q	LMC	\$16,269.76
	16	1920	6398092	Meals on Wheels	05Z	LMC	\$9,117.00
			6423444	Meals on Wheels	05Z	LMC	\$20,353.43
			6489545	Meals on Wheels	05Z	LMC	\$1,397.86
			6519758	Meals on Wheels	05Z	LMC	\$6,708.00
			6555600	Meals on Wheels	05Z	LMC	\$10,295.09
			6588292	Meals on Wheels	05Z	LMC	\$6,599.05
		1921	6398097	Volunteers of America - Meal Delivery Program	05A	LMC	\$5,688.23
			6423450	Volunteers of America - Meal Delivery Program	05A	LMC	\$5,688.29
	17	1922	6399416	Crossroads Safehouse - Domestic Violence Shelter and Advocacy Program	05G	LMC	\$10,244.38
			6425245	Crossroads Safehouse - Domestic Violence Shelter and Advocacy Program	05G	LMC	\$10,746.61
<b>Total</b>							<b>\$1,404,140.67</b>

**LINE 16 DETAIL: ACTIVITIES INCLUDED IN THE COMPUTATION OF LINE 16**

Plan Year	IDIS Project	IDIS Activity	Voucher Number	Activity Name	Matrix Code	National Objective	Drawn Amount
2019	13	1924	6398082	Homeward Alliance - Homeless Programs at Murphy Center	03T	LMC	\$11,944.40
			6423433	Homeward Alliance - Homeless Programs at Murphy Center	03T	LMC	\$11,555.60
		1925	6397845	Homeward Alliance - OVOF/CIN Program	03T	LMC	\$11,351.91
			6423438	Homeward Alliance - OVOF/CIN Program	03T	LMC	\$14,398.09
		1941	6497198	Homeward Alliance - Inclement Weather Shelter	03T	LMC	\$15,173.46
		1942	6486495	Family Housing Network - COVID Safe Day Shelter	03T	LMC	\$9,150.00
			6557451	Family Housing Network - COVID Safe Day Shelter	03T	LMC	\$14,746.00
	14	1923	6398081	Homeward Alliance - Homeless Sheltering NACC	03T	LMC	\$31,000.00
		1926	6406739	Non-Congregate Shelter program	03T	LMC	\$9,986.40
			6432647	Non-Congregate Shelter program	03T	LMC	\$6,342.70
			6453804	Non-Congregate Shelter program	03T	LMC	\$5,339.25
			6454409	Non-Congregate Shelter program	03T	LMC	\$7,580.00
			6456140	Non-Congregate Shelter program	03T	LMC	\$6,210.00
			6456871	Non-Congregate Shelter program	03T	LMC	\$8,819.80
			6458970	Non-Congregate Shelter program	03T	LMC	\$54,935.00
			6462829	Non-Congregate Shelter program	03T	LMC	\$6,237.00
			6466702	Non-Congregate Shelter program	03T	LMC	\$4,874.10
			6466707	Non-Congregate Shelter program	03T	LMC	\$6,237.00
			6471624	Non-Congregate Shelter program	03T	LMC	\$6,237.00
			6474692	Non-Congregate Shelter program	03T	LMC	\$31,615.00
			6478834	Non-Congregate Shelter program	03T	LMC	\$2,584.75
			6478835	Non-Congregate Shelter program	03T	LMC	\$4,239.00
			6480698	Non-Congregate Shelter program	03T	LMC	\$432.00
			6482925	Non-Congregate Shelter program	03T	LMC	\$20,755.00
		1938	6507779	Women's Shelter Program - Catholic Charities	03T	LMC	\$21,063.72
			6512635	Women's Shelter Program - Catholic Charities	03T	LMC	\$46,661.04
			6515245	Women's Shelter Program - Catholic Charities	03T	LMC	\$37,572.24
		1939	6435456	Congregate Shelter on Blue Spruce	03T	LMC	\$13,500.00
			6453556	Congregate Shelter on Blue Spruce	03T	LMC	\$14,443.00
			6463093	Congregate Shelter on Blue Spruce	03T	LMC	\$14,443.00
			6463951	Congregate Shelter on Blue Spruce	03T	LMC	\$30,874.70
			6474685	Congregate Shelter on Blue Spruce	03T	LMC	\$51,825.39
			6477933	Congregate Shelter on Blue Spruce	03T	LMC	\$28,886.00
			6487784	Congregate Shelter on Blue Spruce	03T	LMC	\$55,180.73
			6495078	Congregate Shelter on Blue Spruce	03T	LMC	\$33,396.70
		1940	6520651	Homeward Alliance - Homeless Isolation, Quarantine & Recovery (IQR)	03T	LMC	\$38,000.00
	15	1919	6407042	Neighbor to Neighbor Homeless Prevention Program	05Q	LMC	\$108,805.00





Office of Community Planning and Development  
U.S. Department of Housing and Urban Development  
Integrated Disbursement and Information System  
PR26 - CDBG-CV Financial Summary Report  
Fort Collins , CO

DATE: 11-20-23  
TIME: 16:07  
PAGE: 4

Plan Year	IDIS Project	IDIS Activity	Voucher Number	Activity Name	Matrix Code	National Objective	Drawn Amount
2019	15	1919	6425244	Neighbor to Neighbor Homeless Prevention Program	05Q	LMC	\$118,310.06
			6701202	Neighbor to Neighbor Homeless Prevention Program	05Q	LMC	\$58,978.55
		1957	6726849	Neighbor to Neighbor Homeless Prevention Program	05Q	LMC	\$165,453.57
			6760048	Neighbor to Neighbor Homeless Prevention Program	05Q	LMC	\$161,895.81
			6795534	Neighbor to Neighbor Homeless Prevention Program	05Q	LMC	\$16,269.76
	16	1920	6398092	Meals on Wheels	05Z	LMC	\$9,117.00
			6423444	Meals on Wheels	05Z	LMC	\$20,353.43
			6489545	Meals on Wheels	05Z	LMC	\$1,397.86
			6519758	Meals on Wheels	05Z	LMC	\$6,708.00
			6555600	Meals on Wheels	05Z	LMC	\$10,295.09
			6588292	Meals on Wheels	05Z	LMC	\$6,599.05
		1921	6398097	Volunteers of America - Meal Delivery Program	05A	LMC	\$5,688.23
			6423450	Volunteers of America - Meal Delivery Program	05A	LMC	\$5,688.29
	17	1922	6399416	Crossroads Safehouse - Domestic Violence Shelter and Advocacy Program	05G	LMC	\$10,244.38
			6425245	Crossroads Safehouse - Domestic Violence Shelter and Advocacy Program	05G	LMC	\$10,746.61
	Total						

LINE 19 DETAIL: ACTIVITIES INCLUDED IN THE COMPUTATION OF LINE 19

No data returned for this view. This might be because the applied filter excludes all data.



# Public Participation Attachments

CAPER Public Review Period &  
Hearing Public Notice #1

## CONFIRMATION

**FORT COLLINS**  
**COLORADOAN**

1300 Riverside Ave.  
Fort Collins, CO 80524

CITY OF FC-CDBG-LEGAL  
222 LAPORTE AVE  
FORT COLLINS CO 80521-

<u>Account</u>	<u>AD#</u>	<u>Ordered by:</u>	<u>PO#</u>	<u>Total Order Amou</u>	<u>Payment Method</u>	<u>Order Payment Am</u>	<u>Order Amount</u>
FTC-217272	0005860124	Dianne	public notice	\$79.30	Invoice	\$0.00	\$79.30

Sales Rep: KTheodore      Order Taker: KTheodore      Order Created 11/17/2023

<u>Product</u>	<u># Ins</u>	<u>Start Date</u>	<u>End Date</u>
FTC-Coloradoan.com	1	11/22/2023	11/22/2023
FTC-The Coloradoan	1	11/22/2023	11/22/2023

\* ALL TRANSACTIONS CONSIDERED PAID IN FULL UPON CLEARANCE OF FINANCIAL INSTITUTION



Text of Ad: 11/17/2023

**FY2023 CONSOLIDATED ANNUAL  
PERFORMANCE AND EVALUATION  
REPORT (CAPER)  
AVAILABLE FOR PUBLIC REVIEW**

The City of Fort Collins (City) Draft FY2023 Consolidated Annual Performance and Evaluation Report (CAPER) will be available for public review November 24 through December 15, 2023. A Public Hearing for the draft CAPER will be held December 5, 2023 to gather details and feedback available at [www.fcgov.com/sustainability](http://www.fcgov.com/sustainability).

The CAPER is a review of the progress the City of Fort Collins has made in carrying out its Five-Year Consolidated Plan and its Annual Action Plan. The City produces these documents as required by the U.S. Department of Housing and Urban Development (HUD) because the City is a recipient of federal HUD funds.

The CAPER includes a description of the resources made available, the investment of available resources, the geographic distribution and location of investments, the families and persons assisted (including racial and ethnic status of persons assisted), actions taken to Affirmatively Further Fair Housing, and other actions indicated in the Strategic Plan and the Annual Action Plan. The draft document will be available for review on the City's website at [www.fcgov.com/sustainability](http://www.fcgov.com/sustainability).

Written comments on the CAPER may be submitted to the City of Fort Collins Social Sustainability Department, 222 Lovette Ave., P.O. Box 555, 952, by no later than December 15, 2023. For further information, contact the City's Social Sustainability Department at 973-231-5754. Citizens may also choose to meet with staff to personally express their views.

The City of Fort Collins will make reasonable accommodations for access to City services, programs and activities, and will make special communication arrangements for persons with disabilities. Please call 973-434-4254 for assistance. All venues for public input are fully accessible.

This information is available in Spanish or another language or to cost to a person who would like this information translated to or communicated in Spanish or other language. Please call 973-434-4254 or [titles@fcgov.com](mailto:titles@fcgov.com) to make a request for information in Spanish or other languages.

**RENDIMIENTO ANUAL  
CONSOLIDADO E INFORME DE  
EVALUACIÓN AF2023 (CAPER) son  
disponibles en español  
DISPONIBLE PARA REVISIÓN  
PÚBLICA**

El borrador del rendimiento anual consolidado e informe de la evaluación AF2023 (CAPER) de la Ciudad de Fort Collins ("Ciudad") estará disponible para la revisión pública el 24 de noviembre de 2023 al 15 de diciembre, 2023. Una Audiencia Pública para el borrador del CAPER será el 5 de diciembre, 2023 a 2024. Se detalla y el enlace están disponibles en [www.fcgov.com/sustainability](http://www.fcgov.com/sustainability).

El CAPER es una revisión del progreso de la Ciudad de Fort Collins en la realización de su plan cinco años de cinco años y su plan de acción anual. La Ciudad produce estos documentos según lo exige el Departamento de Vivienda y Desarrollo Urbano de EEUU (HUD), por sus leyes en inglés, puesto que la Ciudad es receptora de fondos federales del HUD.

El CAPER incluye una descripción de los recursos disponibles, la inversión de los mismos, la distribución geográfica y lugar de las inversiones, las personas y familias a las que se les ha asistido (incluyendo la raza/etnia, estado y el estatus de las personas a las que se les asistió), las acciones tomadas para impulsar afirmativamente la vivienda justa, y otras acciones indicadas en el plan estratégico y el plan de acción anual. El borrador del documento estará disponible en el sitio web de la ciudad en [www.fcgov.com/sustainability](http://www.fcgov.com/sustainability).

Los comentarios por escrito del CAPER se pueden enviar al departamento de sostenibilidad Social de la Ciudad de Fort Collins en 222 Lovette Ave., P.O. Box 555, Fort Collins 952, antes del 15 de diciembre de 2023. Para más información, contacte al Departamento



de Sostenibilidad Social de la Ciudad al 970.476.4354. Los ciudadanos invitados pueden reunirse personalmente con los funcionarios para expresar sus puntos de vista.

La Ciudad de Fort Collins hará las acomodaciones razonables para asistir a los servicios de la ciudad, programas y actividades y hará acomodaciones especiales de comunicación para personas con discapacidades. Por favor llame al 970.476.4354 para ayuda. Todos los lugares para las reuniones públicas son totalmente accesibles.

Esta información está disponible en español o en otros idiomas sin costo para la persona que desea que esta información sea traducida o comunicada en español o en otro idioma. Favor de llamar al 970.476.4354 o enviar un correo electrónico a [info@ficsw.com](mailto:info@ficsw.com) para solicitar información en español o en otros idiomas.

000000004  
Colofon  
November 22, 2023





CAPER Public Review Period  
& Hearing Public Notice #2

## Order Confirmation

Not an Invoice

Account Number:	1249081
Customer Name:	City Of Fc-Cdbg-Legal
Customer Address:	City Of Fc-Cdbg-Legal Po Box 580 Dianne Tialkens-Social Sustainabilty Fort Collins CO 80522-0580
Contact Name:	L CITY OF FC-CDBG-LEGA
Contact Phone:	
Contact Email:	
PO Number:	

Date:	12/06/2023
Order Number:	9608252
Prepayment Amount:	\$ 0.00

Column Count:	1.0000
Line Count:	156.0000
Height in Inches:	0.0000

### Print

Product	#insertions	Start - End	Category
FTC Fort Collins Coloradoan	1	12/08/2023 - 12/08/2023	Public Notices
FTC coloradoan.com	1	12/08/2023 - 12/08/2023	Public Notices

Order Confirmation Amount	\$78.64
---------------------------	---------

1/2



**Ad Preview**



2/2



## CAPER Public Review Period & Hearing Emails to Partners

**From:** [Dianne Tjalkens](#)  
**To:** [Dianne Tjalkens](#)  
**Cc:** [Hannah Tinklenberg](#)  
**Subject:** RE: CAPER public review period and public hearing information  
**Date:** Wednesday, December 06, 2023 8:33:59 AM  
**Attachments:** [image001.png](#)  
[CAPER FY22 Public Hearing Reschedule Notice.pdf](#)

---

Hello Again Partners,

My sincerest apologies to any of you who tried to attend our online Public Hearing for the CAPER yesterday. Due to technical difficulties with Zoom, we were unable to host the meeting and have, therefore, rescheduled it to December 19, 2:00-3:00pm. A new Zoom link will be available on December 12 at [fcgov.com/socialsustainability](https://fcgov.com/socialsustainability) in the Announcements section. We are also extending our Public Review period through December 19. Should you experience any difficulty joining the meeting, see the webpage for updates and/or email me at [dtjalkens@fcgov.com](mailto:dtjalkens@fcgov.com). An updated Public Notice is attached.

Thank you for your patience!

\*\*\*\*\*  
**DIANNE TJALKENS**  
Grants Program Administrator  
[City of Fort Collins](#)  
970-221-6734 office

---

**From:** Dianne Tjalkens  
**Sent:** Tuesday, November 21, 2023 1:48 PM  
**Subject:** CAPER public review period and public hearing information

Hello Partners!

At the end of each fiscal year, the City of Fort Collins develops a report for the Department of Housing and Urban Development (HUD) on how the federal funds we received were used during the year to achieve our 5-year Consolidated Plan goals. This report is called the **CAPER** (Consolidated Annual Performance Evaluation Report). **The draft FY22 CAPER will be available for public review and comments from November 24 through December 15, 2023.** A **Public Hearing** will be held online **December 5, 1:00-2:00pm**. Read the full public notice and draft document (attached), and learn how to participate in the public hearing by visiting [fcgov.com/socialsustainability](https://fcgov.com/socialsustainability). Please share this information with your clients and let me know if you have any questions.

Thank you!

\*\*\*\*\*  
**Dianne Tjalkens**  
Pronouns: she/her  
Sr Specialist, Social Sustainability  
[City of Fort Collins](#)  
222 LAPORTE (222 LAPORTE AVE.)  
970-221-6734 office  
[dtjalkens@fcgov.com](mailto:dtjalkens@fcgov.com)








[all](#)

## Announcements




**Environmental Review for 2155 West Plum**

The subject property is located in an area characterized by a mix of residential and commercial uses. The subject property is bound by West Plum Street and multifamily residential uses to the north, and multifamily residential uses to the east, south, and west.

**Description of the Proposed Project [24 CFR 50.12 & 58.32; 40 CFR 1508.25]:**  
Housing Catalyst is proposing to conduct minor rehabilitation activities at an existing 15-unit multifamily residential development located at 2155 West Plum Street in Fort Collins, Colorado. The affordable apartment complex, constructed in 1982, consists of a single two story building on an approximately 0.54-acre parcel (Parcel Number 9716131901).

Onsite improvements include asphalt-paved parking, concrete sidewalks, and associated landscaping. Ingress and egress for the subject property are from West Plum Street. The building is currently owned by Housing Catalyst and



**Notice of Public Review and Public Hearing**

At the end of each fiscal year, the City of Fort Collins develops a report for the Department of Housing and Urban Development (HUD) on how the federal funds received were used during the year to achieve our 5-year Consolidated Plan goals. This report is called the CAPER (Consolidated Annual Performance Evaluation Report). The draft FY22 CAPER will be available for public review and comments until December 19, 2023. Details on how to provide comment are included within full Public Notice below.

**Public Review Period:**  
November 24 - December 19, 2023

A Public Hearing for the draft CAPER will be held online December 19, 2:00 – 3:00pm.

CAPER Public Hearing Zoom Link:  
<https://fcgov.zoom.us/j/97205837965>

[View the Full Public Notice](#)

United Way of Larimer County

**2-1-1**

Get Connected

United Way of Larimer County  
\*\*\*Information for County residents regarding rent, food or utility assistance.\*\*\*

Also includes resources for seniors, small business health support, unemployment, needs.

[United Way of Larimer County 2-1-1](#)

[Rent assistance for neighbors](#)



CAPER Public Hearing  
Events Calendar Notice

FC Event Calendar - City of Fort Collins x +

← → ↻ 🏠 🔒 fcgov.com/events/ 🔍 📄 ☆ K. ⋮

📅 Managed bookmarks ★ Bookmarks 👤 City of Fort Collins... »

10	11	12	13	14	15	16	17	18	19	20	21	22
Holiday Village The Nutcracker 2023 11:00 AM LT The Nutcracker 2023 4:00 PM LT	Holiday Village DIRTAC Meeting Future Committee (CANCELLED) Menorah Lighting Bicycle Safety Committee	Holiday Village DIRTAC Meeting Future Committee (CANCELLED) Menorah Lighting Bicycle Safety Committee	Holiday Village DIRTAC Meeting Future Committee (CANCELLED) Menorah Lighting Bicycle Safety Committee	Holiday Village DIRTAC Meeting Future Committee (CANCELLED) Menorah Lighting Bicycle Safety Committee	Holiday Village DIRTAC Meeting Future Committee (CANCELLED) Menorah Lighting Bicycle Safety Committee	Holiday Village DIRTAC Meeting Future Committee (CANCELLED) Menorah Lighting Bicycle Safety Committee	Holiday Village DIRTAC Meeting Future Committee (CANCELLED) Menorah Lighting Bicycle Safety Committee	Holiday Village DIRTAC Meeting Future Committee (CANCELLED) Menorah Lighting Bicycle Safety Committee	Holiday Village DIRTAC Meeting Future Committee (CANCELLED) Menorah Lighting Bicycle Safety Committee	Holiday Village DIRTAC Meeting Future Committee (CANCELLED) Menorah Lighting Bicycle Safety Committee	Holiday Village DIRTAC Meeting Future Committee (CANCELLED) Menorah Lighting Bicycle Safety Committee	Holiday Village DIRTAC Meeting Future Committee (CANCELLED) Menorah Lighting Bicycle Safety Committee

**CAPER Public Hearing**

**Location:**  
see fcgov.com/socialsustainability for Zoom link, Online

**Date:**  
Tuesday December 19, 2023 2:00 PM

**Web address:**  
<https://www.fcgov.com/socialsustainability/>

**Contact Info:**  
Doreen Tjellens  
Phone: 1-877-221-6734  
E-mail address: dtjellens@fcgov.com

**Details:**  
At the end of each fiscal year, the City of Fort Collins develops a report for the Department of Housing and Urban Development (HUD) on how the federal funds received were used during the year to achieve our 5-year Consolidated Plan goals. This report is called the CAPER (Consolidated Annual Performance Evaluation Report). The draft FY22 CAPER will be available for public review and comments until December 19, 2023. Visit [fcgov.com/socialsustainability](https://www.fcgov.com/socialsustainability/) for the full Public Notice and details on how to submit comments.

**Public Review Period:** November 28 - December 19, 2023

A **Public Hearing** for the draft CAPER will be held **online** December 19, 2:00 – 3:00pm. Zoom link will be available at [fcgov.com/socialsustainability](https://www.fcgov.com/socialsustainability/).

[Add event to your calendar](#) ("vCal" Format)

[Direct link](#)

Close



**CAPER Public Review Period &  
Hearing Notice to All Grantees**

**From:** [Adam Molzer](#)  
**Subject:** Human Services Grants Update - December 2023  
**Date:** Saturday, December 02, 2023 8:19:00 AM  
**Attachments:** [December Grant Program Updates - FY23.pdf](#)  
[CAPER FY22 Public Review & Hearing Notice.pdf](#)  
[FY22 CAPER Public Review Draft.pdf](#)  
[Y2024 First Annual NoCo Regional Career Expo & Hiring Event.pdf](#)

---

Good Morning!

Attached you will find a number of reminders and updates as they pertain to your FY23 grant funding from the City of Fort Collins, as well as other resources and opportunities relevant to local nonprofits.

Please take a few minutes to read through the attached document and if you need clarification or have questions, connect back with me at any time.

Thanks!

.....  
**ADAM MOLZER**  
Human Services Program Manager  
Social Sustainability Department  
[City of Fort Collins](#)  
970-221-6757 office  
.....



CAPER Public Hearing  
Attendance and Comments

**Public Hearing 12/19/2023**

**Attendance**

Andy Sprain, Outreach Fort Collins


Annette Zaccharias, Family Housing Network

**Comments**

No comments on the document or specific projects funded. Interest in learning more about anticipated outcomes versus actuals. Will provide via email and include in future presentations. Appreciation given for information and funding for projects, and excitement expressed about number of housing units completed.



## CAPER Public Hearing Presentation



**City of Fort Collins**

Competitive Process

**What is it?**  
Funding to Nonprofit Human Service Providers and Affordable Housing Providers

**How much?**  
EY21 ~\$1M Human Services  
~\$2M Affordable Housing

**How does it happen?**

1. Application
2. Presentation (Housing only)
3. Review (AHS and HSHF Board)
4. Recommendations (HSHF Board)
5. Council Decision

2

**City of Fort Collins**

Overview of Funding Sources

**CDBG: Community Development Block Grant**

Purpose: Improve the physical, economic, and social conditions for low income people

Source: US Department of Housing and Urban Development

Eligible Uses: Projects must: principally benefit low and moderate income persons, aid in the elimination of slums or blight, and/or meet an urgent or unanticipated community need

3

**City of Fort Collins**

Overview of Funding Sources

**HOME: HOME Investments Partnerships Program**

Purpose: Increase the supply of safe and sanitary housing affordable to low income people

Source: US Department of Housing and Urban Development

Eligible Uses: Acquisition of real property, soft costs associated with housing development, relocation expenses, site improvements, housing construction, housing rehabilitation, housing reconstruction, code enforcement, homeownership assistance

4

**City of Fort Collins**

Overview of Funding Sources

**AHF: Affordable Housing Fund**

Purpose: Increase the supply of housing affordable to low income people

Source: City of Fort Collins General Fund and KFCG

Eligible Uses: Acquisition of real property, soft costs associated with housing development, relocation expenses, site improvements, housing construction, housing rehabilitation, homeownership assistance

5

**City of Fort Collins**

Overview of Funding Sources

**HSP: Human Services Program**

Purpose: Provide social services to low income people

Source: City of Fort Collins General Fund and KFCG

Eligible Uses: Public services

\* Participate in BFO—Prioritize how your tax dollars are used

**KFCG: Keep Fort Collins Great**

Purpose: Sales tax was passed in November 2010 to fund critical services and programs for the community

Source: .85 percent sales tax

Eligible Uses: Road improvement projects, increased staffing and facilities for our emergency responders, diverse needs in our Parks and Recreation Department, and other community priorities

6



City of Fort Collins

### Human Service Funding Sources FY22

Human Service Program: City and Federally Funded Projects

Funding and Clients Served

Agency	Expenditure	Clients Served
Agape House	\$ 20,000.00	140
Boys & Girls Clubs of Larimer County	\$ 32,500.00	994
CASA of Larimer County, CASA	\$ 37,500.00	179
CASA of Larimer County, Ramsey House	\$ 48,000.00	305
Catholic Charities, Senior House*	\$ 33,476.00	698
Catholic Charities, Senior Services	\$ 27,500.00	40
ChildSafe Colorado	\$ 36,000.00	555
Crossroads Safehouse, Road to Home	\$ 22,000.00	18
Crossroads Safehouse, Shelter*	\$ 8,881.00	126
Disabled Person's Services	\$ 20,000.00	110
Domestic Violence	\$ 13,000.00	40
Domestic Violence Program	\$ 20,000.00	75
Family Housing Network, Shelter*	\$ 18,975.00	194
Family Housing Network, Menorah House	\$ 13,000.00	75
Food Bank for Larimer County, Kids Cafe	\$ 20,000.00	3478
Homeward Alliance, Family Services	\$ 32,000.00	1008
Homeward Alliance, Murphy Center	\$ 32,000.00	2179
La Cocina	\$ 20,000.00	88

City of Fort Collins

### Human Service Funding Sources FY22

Human Service Program: City and Federally Funded Projects, cont.

Funding and Clients Served

Agency	Expenditure	Clients Served
Rocky Mountain, Inc.	\$ 15,800.00	1,538
Wheels on Wheels for Fort Collins	\$ 27,500.00	533
Neighbor to Neighbor, Homeless Prevention Coordination	\$ 30,800.00	96
Neighbor to Neighbor, Homeless Prevention*	\$ 16,761.00	61
Project Self-Sufficiency	\$ 30,800.00	148
Respite Care	\$ 12,800.00	54
SASA Center, Victim Services	\$ 27,800.00	430
Teaching Tree Early Childhood Learning Center	\$ 75,800.00	51
The Crawford Child Advocacy Center	\$ 17,800.00	296
The Family Center La Familia	\$ 70,800.00	36
The Growing Project	\$ 15,800.00	221
The Mothers House	\$ 18,800.00	49
The Quarter Project	\$ 15,800.00	148
The Salvation Army	\$ 15,800.00	134
United Way of Larimer County, Children's Scholarships	\$ 20,800.00	3
United Way of Larimer County, CMPS	\$ 20,800.00	834
Volunteer Food	\$ 21,800.00	7953
Volunteers of America, Handyman Program	\$ 18,800.00	120
Volunteers of America, Home Delivered Meals	\$ 25,800.00	81
<b>Total</b>	<b>\$ 1,874,511.00</b>	<b>21,185</b>

City of Fort Collins

### Housing Funding Sources FY22

FY22 Housing Projects	Expected Units	Funded	CDSG HOME	AMF
Housing Catalyst: Inglewood Housing Project	82 rentals	\$1,900,000	X	X
Habitat for Humanity: Powder Build #0	1 ownership home	\$68,900	X	
Housing Catalyst: Village on Bryan Rehabilitation	27 rentals	\$226,197	X	X



FY21 Housing Projects Completed in FY22

	Units	Funded	CDSG HOME	AMF
Neighbor to Neighbor: Coachlight Plaza Rehabilitation	3 rentals	\$906,000	X	X
Housing Catalyst: Village on Bryan Rehabilitation	28 rentals	\$906,000	X	

City of Fort Collins

### Inputs into Decision Making Process

#### Housing Strategic Plan

Vision: Everyone has healthy, stable housing they can afford.

Strategies:

- Increase housing supply and affordability
- Increase housing diversity and choice
- Increase stability and/or renter protections
- Improve housing equity
- Preserves existing affordable housing
- Increase accessibility




City of Fort Collins

### Inputs into Decision Making Process

#### 2020-2024 Consolidated Plan

Goals:

- Increase the supply of affordable housing units
- Preserve existing affordable housing
- Provide emergency sheltering and services
- Provide housing stabilization services
- Increase access to services



City of Fort Collins

### Inputs into Decision Making Process

#### Social Sustainability Strategic Plan

Theme Areas:

- **Community Wellness:** Access and opportunities for optimal physical and mental health for all community members
- **Equity and Inclusion:** A welcoming, inclusive community where all residents and visitors feel valued, safe, and connected.
- **Community Prosperity:** All community members have access to resources for stability and self-sufficiency
- **Housing:** All citizens have access to quality housing that is affordable to them and meets their needs



## Questions?

Too shy to ask now? Contact me later:

Dianne Tjalkens  
Grants Program Administrator  
[dtjalkens@focgov.com](mailto:dtjalkens@focgov.com)  
970-221-6734