

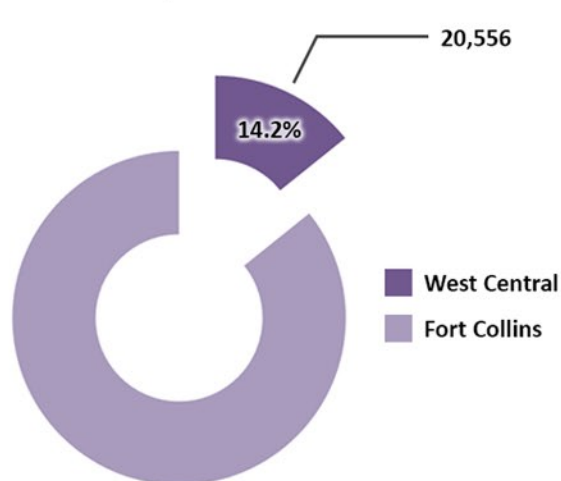
West Central Quick Facts

	West Central	Fort Collins
Population	20,556	144,329
Median Age (yrs.)	22.9	29.3
Gender		
Female	51.1%	50.0%
Male	48.9%	50.0%
Race		
White	80.6%	82.5%
Black or African American	2.6%	1.2%
Hispanic or Latino	8.4%	10.3%
Asian	4.7%	2.8%
Other Race	3.7%	3.2%
Commuting Patterns		
Car (Alone)	55.4%	72.0%
Carpool	7.3%	8.6%
Public Transportation	4.5%	1.4%
Walk	12.1%	3.6%
Other (including Bicycling)	14.6%	8.0%
Work from home	6.1%	6.4%

	West Central	Fort Collins
Housing Units	7,593	59,422
Avg. Yr. of Construction	1979	1983
Housing Unit Type (%)		
Single Family Detached	32.5%	57.4%
Single Family Attached	5.0%	8.3%
Two Family (Duplex)	0.6%	0.6%
Multifamily	61.6%	29.1%
Other	0.2%	2.4%
Housing Tenure (%)		
Owner-Occupied	21.8%	53.2%
Renter-Occupied	73.4%	42.2%
Vacancy	4.8%	4.6%
Income		
Median Household Income	\$28,286	\$53,359
Median Family Income	\$50,866	\$76,341

Note: Data includes CSU Main Campus & Student Population
 Source: US Census, American Community Survey (2012)

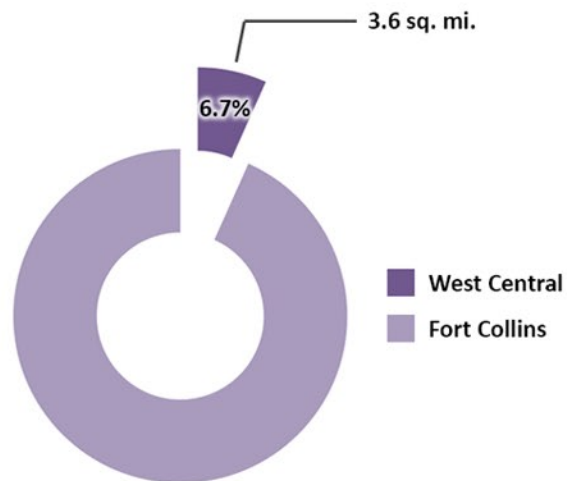
Population



Population

West Central	20,556
Fort Collins	144,329

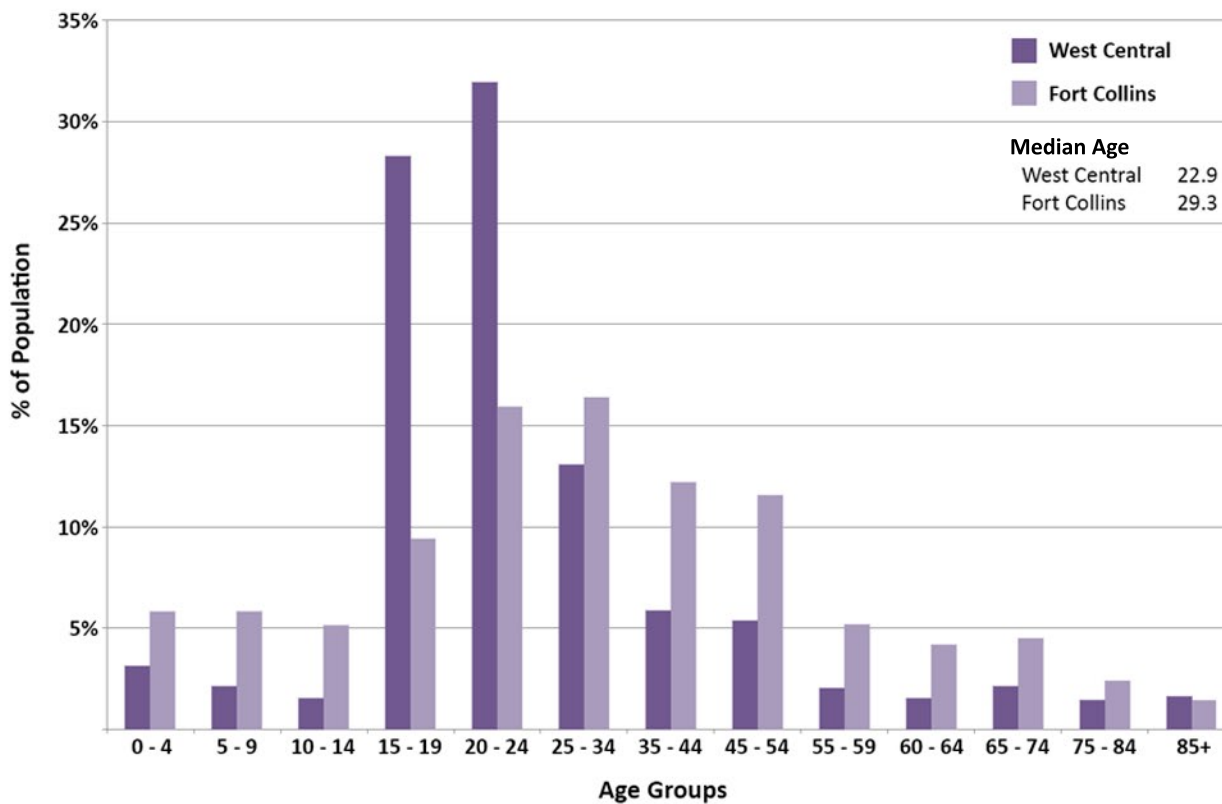
Land Area



Land Area

West Central	3.6 sq. mi.
Fort Collins	54.3 sq. mi.

Percentage of Population by Age



Note: Data includes CSU Main Campus & Student Population
 Source: US Census, American Community Survey (2012)