




Student Housing Rental Survey 2012







Description:













Date Created: 2/13/2012 7:26:41 AM


















Date Range: 3/19/2012 12:00:00 AM - 4/4/2012 11:59:00 PM

Total Respondents: 260

Q1. Gender:			
Count	Percent		
88	33.85%		Male
169	65.00%		Female
3	1.15%		Transgender
260	Respondents		

Q2. Age:			
Count	Percent		
0	0.00%		Under 18
44	16.92%		18-19
124	47.69%		20-21
60	23.08%		22-23
13	5.00%		24-25
19	7.31%		26+
260	Respondents		

Q3. Class year:															
Count	Percent														
0	0.00%		Freshman												
74	28.46%		Sophomore												
73	28.08%		Junior												
103	39.62%		Senior												
8	3.08%		Post Baccalaureate												
2	0.77%		Other (please specify)												
<table border="1"> <thead> <tr> <th>Count</th> <th>Percent</th> <th></th> <th></th> </tr> </thead> <tbody> <tr> <td>1</td> <td>50.00%</td> <td></td> <td>alumni</td> </tr> <tr> <td>1</td> <td>50.00%</td> <td></td> <td>super senior</td> </tr> </tbody> </table>				Count	Percent			1	50.00%		alumni	1	50.00%		super senior
Count	Percent														
1	50.00%		alumni												
1	50.00%		super senior												
260	Respondents														




















Q4. In which type of living arrangement do you currently live?																							
Count	Percent																						
28	10.77%		On-campus housing																				
98	37.69%		Off-campus apartment																				
42	16.15%		Off-campus condo/duplex/townhome																				
88	33.85%		Off-campus house																				
4	1.54%		Other (please specify)																				
<table border="1"> <thead> <tr> <th>Count</th> <th>Percent</th> <th></th> <th></th> </tr> </thead> <tbody> <tr> <td>1</td> <td>25.00%</td> <td></td> <td>off campus house with parent</td> </tr> <tr> <td>1</td> <td>25.00%</td> <td></td> <td>sorority</td> </tr> <tr> <td>1</td> <td>25.00%</td> <td></td> <td>Sorority house</td> </tr> <tr> <td>1</td> <td>25.00%</td> <td></td> <td>study abroad</td> </tr> </tbody> </table>				Count	Percent			1	25.00%		off campus house with parent	1	25.00%		sorority	1	25.00%		Sorority house	1	25.00%		study abroad
Count	Percent																						
1	25.00%		off campus house with parent																				
1	25.00%		sorority																				
1	25.00%		Sorority house																				
1	25.00%		study abroad																				

260 Respondents





Q5. How many bedrooms would you prefer in your housing?

Count	Percent		
31	11.92%		1 bedroom
76	29.23%		2 bedrooms
95	36.54%		3 bedrooms
58	22.31%		More than 3 bedrooms
260	Respondents		

Q6. Do you currently:

Count	Percent		
11	4.23%		Own
219	84.23%		Rent
14	5.38%		Live with family members
16	6.15%		Other (please specify)
Count	Percent		
2	12.50%		dorm
1	6.25%		dorms
1	6.25%		Durward Hall
1	6.25%		I live in the dorms.
1	6.25%		In dorm
1	6.25%		Live in dorms
1	6.25%		Live on campus
1	6.25%		RA
1	6.25%		RA in Dorm
1	6.25%		RA on campus
1	6.25%		res hall
1	6.25%		residence hall
1	6.25%		Residence Halls
1	6.25%		sorority
1	6.25%		study abroad
260	Respondents		

Q7. How far do you currently live from campus?

Count	Percent		
127	48.85%		Less than 1 mile from campus
75	28.85%		1 - 2 miles from campus
35	13.46%		3 - 4 miles from campus
23	8.85%		More than 4 miles from campus
260	Respondents		

Q8. Which method of transportation do you use most frequently when commuting to campus?

Count	Percent		
78	30.00%		Drive personal vehicle
62	23.85%		Bike

50	19.23%		Take the bus																				
7	2.69%		Carpool																				
59	22.69%		Walk																				
4	1.54%		Other (please specify)																				
<table border="1"> <thead> <tr> <th>Count</th> <th>Percent</th> <th></th> <th></th> </tr> </thead> <tbody> <tr> <td>1</td> <td>25.00%</td> <td></td> <td>Bike, Take the bus, and Carpool</td> </tr> <tr> <td>1</td> <td>25.00%</td> <td></td> <td>I live on campus</td> </tr> <tr> <td>1</td> <td>25.00%</td> <td></td> <td>longboard</td> </tr> <tr> <td>1</td> <td>25.00%</td> <td></td> <td>Longboard</td> </tr> </tbody> </table>				Count	Percent			1	25.00%		Bike, Take the bus, and Carpool	1	25.00%		I live on campus	1	25.00%		longboard	1	25.00%		Longboard
Count	Percent																						
1	25.00%		Bike, Take the bus, and Carpool																				
1	25.00%		I live on campus																				
1	25.00%		longboard																				
1	25.00%		Longboard																				
260 Respondents																							

Q9. Please indicate how important each of the following is to you when choosing a rental: - Exercise facility

Count	Percent		
25	9.88%		Extremely important
29	11.46%		Very important
56	22.13%		Moderately important
44	17.39%		Slightly important
83	32.81%		Not at all important
16	6.32%		Not applicable
253 Respondents			







Q10. Please indicate how important each of the following is to you when choosing a rental: - Green/Environmentally-friendly building

Count	Percent		
20	7.91%		Extremely important
36	14.23%		Very important
72	28.46%		Moderately important
66	26.09%		Slightly important
52	20.55%		Not at all important
7	2.77%		Not applicable
253 Respondents			







Q11. Please indicate how important each of the following is to you when choosing a rental: - Number of bedrooms

Count	Percent		
95	37.55%		Extremely important
108	42.69%		Very important
32	12.65%		Moderately important
9	3.56%		Slightly important
4	1.58%		Not at all important
5	1.98%		Not applicable
253 Respondents			



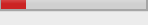



Q12. Please indicate how important each of the following is to you when choosing a rental: - Pet-friendly

Count	Percent		
63	24.90%		Extremely important
44	17.39%		Very important
43	17.00%		Moderately important
28	11.07%		Slightly important
61	24.11%		Not at all important
14	5.53%		Not applicable
253	Respondents		







Q13. Please indicate how important each of the following is to you when choosing a rental: - On-site car parking

Count	Percent		
146	57.71%		Extremely important
69	27.27%		Very important
24	9.49%		Moderately important
6	2.37%		Slightly important
2	0.79%		Not at all important
6	2.37%		Not applicable
253	Respondents		







Q14. Please indicate how important each of the following is to you when choosing a rental: - On-site bike parking

Count	Percent		
80	31.62%		Extremely important
61	24.11%		Very important
44	17.39%		Moderately important
22	8.70%		Slightly important
33	13.04%		Not at all important
13	5.14%		Not applicable
253	Respondents		







Q15. Please indicate how important each of the following is to you when choosing a rental: - Parking garage

Count	Percent		
14	5.53%		Extremely important
21	8.30%		Very important
61	24.11%		Moderately important
42	16.60%		Slightly important
95	37.55%		Not at all important
20	7.91%		Not applicable
253	Respondents		



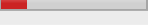



Q16. Please indicate how important each of the following is to you when choosing a rental: - Price of rental unit

Count	Percent		
210	83.00%		Extremely important
32	12.65%		Very important
6	2.37%		Moderately important
2	0.79%		Slightly important
0	0.00%		Not at all important
3	1.19%		Not applicable
253	Respondents		







Q17. Please indicate how important each of the following is to you when choosing a rental: - Proximity to public transportation (i.e. bus and rapid transit)

Count	Percent		
72	28.46%		Extremely important
63	24.90%		Very important
63	24.90%		Moderately important
23	9.09%		Slightly important
27	10.67%		Not at all important
5	1.98%		Not applicable
253	Respondents		

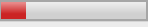





Q18. Please indicate how important each of the following is to you when choosing a rental: - Proximity to campus (driving distance)

Count	Percent		
89	35.18%		Extremely important
80	31.62%		Very important
46	18.18%		Moderately important
17	6.72%		Slightly important
11	4.35%		Not at all important
10	3.95%		Not applicable
253	Respondents		






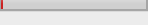
Q19. Please indicate how important each of the following is to you when choosing a rental: - Proximity to campus (walking/biking distance)

Count	Percent		
125	49.41%		Extremely important
66	26.09%		Very important
37	14.62%		Moderately important
18	7.11%		Slightly important
3	1.19%		Not at all important
4	1.58%		Not applicable
253	Respondents		







Q20. Please indicate how important each of the following is to you when choosing a rental: - Proximity to retail services (e.g., grocery store, bank, restaurants)

Count	Percent		
44	17.39%		Extremely important
87	34.39%		Very important
79	31.23%		Moderately important
31	12.25%		Slightly important
9	3.56%		Not at all important
3	1.19%		Not applicable
253	Respondents		







Q21. Please indicate how important each of the following is to you when choosing a rental: - Size of unit

Count	Percent		
52	20.55%		Extremely important
107	42.29%		Very important
74	29.25%		Moderately important
13	5.14%		Slightly important
3	1.19%		Not at all important
4	1.58%		Not applicable
253	Respondents		

Q22. Please indicate how important each of the following is to you when choosing a rental: - Type of amenities offered in unit (e.g., washer/dryer, microwave, fireplace)

Count	Percent		
106	41.90%		Extremely important
95	37.55%		Very important
46	18.18%		Moderately important
3	1.19%		Slightly important
0	0.00%		Not at all important
3	1.19%		Not applicable
253	Respondents		

Q23. Please indicate how important each of the following is to you when choosing a rental: - Energy efficient building

Count	Percent		
38	15.02%		Extremely important
61	24.11%		Very important
78	30.83%		Moderately important
45	17.79%		Slightly important
28	11.07%		Not at all important
3	1.19%		Not applicable
253	Respondents		

1	1.27%	<input type="checkbox"/>	a playground, and a safe place for children
1	1.27%	<input type="checkbox"/>	Area around the apartment complex clean and safe
1	1.27%	<input type="checkbox"/>	Attitude of landlord and willingness to work with renters
1	1.27%	<input type="checkbox"/>	availability of information about units - quality of housing company website and the way they advertise properties
1	1.27%	<input type="checkbox"/>	Availability of information regarding finding the right place to rent from. Availability of housing.
1	1.27%	<input type="checkbox"/>	Back yard
2	2.53%	<input type="checkbox"/>	Bar
1	1.27%	<input type="checkbox"/>	Clean
1	1.27%	<input type="checkbox"/>	Cleanliness!
1	1.27%	<input type="checkbox"/>	Cleanliness,
1	1.27%	<input type="checkbox"/>	Complacent property management that will never check up on you, unless you ask them to. PRIVACY
1	1.27%	<input type="checkbox"/>	cost and location are my top 2
1	1.27%	<input type="checkbox"/>	Deposit amount!
1	1.27%	<input type="checkbox"/>	Extra amenities, such as pool, hot tub, club house, etc.
1	1.27%	<input type="checkbox"/>	Hh
1	1.27%	<input type="checkbox"/>	How is the noise level? I want a quiet place to live with no parties and good neighbors.
1	1.27%	<input type="checkbox"/>	How loud your neighbors are
1	1.27%	<input type="checkbox"/>	How safe the area is.
1	1.27%	<input type="checkbox"/>	I believe safety and location of a unit in a neighborhood is important. Updated appliances that are energy efficient to help with electric bills. Realistic rental rates for young working student who "do it on their own." and extensive roommate matching.
1	1.27%	<input type="checkbox"/>	I'm all about location and price...and neither coincide. for good prices you have to live on the outskirts of town, and if you want to be near campus you have to pay a ridiculous amount of money on top of a ridiculous amount of tuition...it sucks.
1	1.27%	<input type="checkbox"/>	If it's a safe location.
1	1.27%	<input type="checkbox"/>	If there is a yard or green space and if there are certain rules such as HOAs often have for paint colors and other things.
1	1.27%	<input type="checkbox"/>	Just the feel of the complex is important.
1	1.27%	<input type="checkbox"/>	Kitchen counter space, washer and dryer hookups
1	1.27%	<input type="checkbox"/>	Layout of apartment, size of bedrooms, natural lighting, number of bathrooms, required upkeep (lawn, snow shoveling)
1	1.27%	<input type="checkbox"/>	Location and roommates
1	1.27%	<input type="checkbox"/>	maximum occupancy lease terms
1	1.27%	<input type="checkbox"/>	Move in date; lease terms; utilities
1	1.27%	<input type="checkbox"/>	Must have a garage
5	6.33%	<input type="checkbox"/>	n/a
2	2.53%	<input type="checkbox"/>	N/A
1	1.27%	<input type="checkbox"/>	Neighbors
1	1.27%	<input type="checkbox"/>	Neighbors, neighborhood, pool
1	1.27%	<input type="checkbox"/>	Neighbors, quality of the property and rooms
1	1.27%	<input type="checkbox"/>	Nice Landlord, close to parks, friendly/safe neighborhood, cost of utilities
1	1.27%	<input type="checkbox"/>	No
1	1.27%	<input type="checkbox"/>	No breed restrictions - it's hard to find a place as I own a rottweiler.
1	1.27%	<input type="checkbox"/>	Noise levels of neighbors
1	1.27%	<input type="checkbox"/>	Noise levels, activity levels, safety of location, security of building

1	1.27%	<input type="checkbox"/>	Not having to sign a joint lease
1	1.27%	<input type="checkbox"/>	nothing
1	1.27%	<input type="checkbox"/>	Number of bathrooms and sizes of individual rooms (some are much bigger or smaller than others)
1	1.27%	<input type="checkbox"/>	Overall Quality of the place.
1	1.27%	<input type="checkbox"/>	Price is always most important!
1	1.27%	<input type="checkbox"/>	Proximity to recreational areas such as bike paths and trails and parks
1	1.27%	<input type="checkbox"/>	Quality neighborhood, bike lanes, safety
1	1.27%	<input type="checkbox"/>	Quality of amenities
1	1.27%	<input type="checkbox"/>	Quality of roommates!
1	1.27%	<input type="checkbox"/>	residential neighborhood or close proximity to other college leased apartments/houses
1	1.27%	<input type="checkbox"/>	Roommate support
1	1.27%	<input type="checkbox"/>	Roommates
1	1.27%	<input type="checkbox"/>	Roommates
1	1.27%	<input type="checkbox"/>	Roommates and Pools/Tennis Courts.
1	1.27%	<input type="checkbox"/>	Safe area, and close to natural spaces.
1	1.27%	<input type="checkbox"/>	Safety
1	1.27%	<input type="checkbox"/>	safety of neighborhood
1	1.27%	<input type="checkbox"/>	Security is important to me. I like to live on the second story of a house or in an apartment. Especially being in a college town, I prefer not to live at garden level or on the first level.
1	1.27%	<input type="checkbox"/>	Size of bedrooms and number of bathrooms
1	1.27%	<input type="checkbox"/>	size of rooms
1	1.27%	<input type="checkbox"/>	Slum Landlords.... like my last one which I now have to sue... better warning system for shitty landlords, especially for students... maybe like the CSU Teacher Ratings but Landlords....
1	1.27%	<input type="checkbox"/>	The cooperation of the landlord/staff in working with the tenants and communicating with them in a timely manner about things that need to be fixed/adjusted.
1	1.27%	<input type="checkbox"/>	The neighborhood conditions, and surrounding areas
1	1.27%	<input type="checkbox"/>	The neighbors (friendly, rowdy, noisy, ect)
1	1.27%	<input type="checkbox"/>	the quality of the building and atmosphere
1	1.27%	<input type="checkbox"/>	The quality of the neighborhood
1	1.27%	<input type="checkbox"/>	The socio-economic group of people I have to call my neighbors.
1	1.27%	<input type="checkbox"/>	The type of tenants that will be in the surrounding area, so like reputation of the area I guess.
1	1.27%	<input type="checkbox"/>	type of neighborhood. dog park nearby
1	1.27%	<input type="checkbox"/>	Unnecessary or burdensome restrictions, such as a prohibition on firearms (which the university Apartment Life system does). There's no good reason to deny residents the ability to responsibly keep their own property in their home.
1	1.27%	<input type="checkbox"/>	Utilities included in rent
1	1.27%	<input type="checkbox"/>	When looking at houses, it's very important to know how many units are in that house. Some homes in Old Town contain three or four separate apartments. That's an important factor to consider because it can affect noise, parking space, and utilities (e.g., the apartments are on the same utility bill rather than separate ones).
1	1.27%	<input type="checkbox"/>	Whether you are living around other college students or not, meaning the type of neighborhood. This matters because of noise and disturbances.

79 Respondents

Q29. Given the following living options, please rank your 1st, 2nd, 3rd, 4th and 5th choice: - Residence Hall

Count	Percent		
9	3.56%		1st
4	1.58%		2nd
12	4.74%		3rd
28	11.07%		4th
200	79.05%		5th
253	Respondents		

Q30. Given the following living options, please rank your 1st, 2nd, 3rd, 4th and 5th choice: - On-campus apartment

Count	Percent		
9	3.56%		1st
19	7.51%		2nd
26	10.28%		3rd
171	67.59%		4th
28	11.07%		5th
253	Respondents		

Q31. Given the following living options, please rank your 1st, 2nd, 3rd, 4th and 5th choice: - Off-campus apartment complex

Count	Percent		
54	21.34%		1st
36	14.23%		2nd
139	54.94%		3rd
20	7.91%		4th
4	1.58%		5th
253	Respondents		

Q32. Given the following living options, please rank your 1st, 2nd, 3rd, 4th and 5th choice: - Off-campus condo/duplex/townhome

Count	Percent		
53	20.95%		1st
150	59.29%		2nd
29	11.46%		3rd
16	6.32%		4th
5	1.98%		5th
253	Respondents		

Q33. Given the following living options, please rank your 1st, 2nd, 3rd, 4th and 5th choice: - House in neighborhood

Count	Percent		
128	50.59%		1st
44	17.39%		2nd
47	18.58%		3rd
18	7.11%		4th
16	6.32%		5th
253	Respondents		

Q34. Please indicate your comfort level with regard to living in a building with the following number of floors: - Building with 1-3 floors

Count	Percent		
206	84.08%		Very comfortable
24	9.80%		Somewhat comfortable
14	5.71%		Neither comfortable nor uncomfortable
0	0.00%		Somewhat uncomfortable
1	0.41%		Very uncomfortable
245	Respondents		

Q35. Please indicate your comfort level with regard to living in a building with the following number of floors: - Building with 4-7 floors

Count	Percent		
87	35.51%		Very comfortable
79	32.24%		Somewhat comfortable
51	20.82%		Neither comfortable nor uncomfortable
22	8.98%		Somewhat uncomfortable
6	2.45%		Very uncomfortable
245	Respondents		

Q36. Please indicate your comfort level with regard to living in a building with the following number of floors: - Building with 8 or more floors

Count	Percent		
72	29.39%		Very comfortable
33	13.47%		Somewhat comfortable
59	24.08%		Neither comfortable nor uncomfortable
50	20.41%		Somewhat uncomfortable
31	12.65%		Very uncomfortable
245	Respondents		







Q37. Please indicate how important each of the following rental amenities is when choosing a rental: - Large bedroom

Count	Percent		
49	20.00%		Extremely important
83	33.88%		Very important
89	36.33%		Moderately important
19	7.76%		Slightly important
4	1.63%		Not at all important
1	0.41%		Not applicable
245	Respondents		







Q38. Please indicate how important each of the following rental amenities is when choosing a rental: - Kitchenette

Count	Percent		
22	8.98%		Extremely important
55	22.45%		Very important
74	30.20%		Moderately important
36	14.69%		Slightly important
39	15.92%		Not at all important
19	7.76%		Not applicable
245	Respondents		







Q39. Please indicate how important each of the following rental amenities is when choosing a rental: - Full kitchen

Count	Percent		
116	47.35%		Extremely important
86	35.10%		Very important
24	9.80%		Moderately important
15	6.12%		Slightly important
2	0.82%		Not at all important
2	0.82%		Not applicable
245	Respondents		







Q40. Please indicate how important each of the following rental amenities is when choosing a rental: - Upscale kitchen

Count	Percent		
23	9.39%		Extremely important
41	16.73%		Very important
72	29.39%		Moderately important
64	26.12%		Slightly important
42	17.14%		Not at all important
3	1.22%		Not applicable
245	Respondents		







Q41. Please indicate how important each of the following rental amenities is when choosing a rental: - Closets/storage

Count	Percent		
87	35.51%		Extremely important
101	41.22%		Very important
43	17.55%		Moderately important
12	4.90%		Slightly important
1	0.41%		Not at all important
1	0.41%		Not applicable
245	Respondents		







Q42. Please indicate how important each of the following rental amenities is when choosing a rental: - Air conditioning

Count	Percent		
53	21.63%		Extremely important
61	24.90%		Very important
55	22.45%		Moderately important
40	16.33%		Slightly important
34	13.88%		Not at all important
2	0.82%		Not applicable
245	Respondents		







Q43. Please indicate how important each of the following rental amenities is when choosing a rental: - Views

Count	Percent		
15	6.12%		Extremely important
40	16.33%		Very important
72	29.39%		Moderately important
70	28.57%		Slightly important
46	18.78%		Not at all important
2	0.82%		Not applicable
245	Respondents		







Q44. Please indicate how important each of the following rental amenities is when choosing a rental: - Balcony/deck

Count	Percent		
27	11.02%		Extremely important
46	18.78%		Very important
75	30.61%		Moderately important
65	26.53%		Slightly important
30	12.24%		Not at all important
2	0.82%		Not applicable
245	Respondents		







Q45. Please indicate how important each of the following rental amenities is when choosing a rental: - Study area

Count	Percent		
34	13.88%		Extremely important
60	24.49%		Very important
73	29.80%		Moderately important
47	19.18%		Slightly important
27	11.02%		Not at all important
4	1.63%		Not applicable
245	Respondents		







Q46. Please indicate how important each of the following rental amenities is when choosing a rental: - Large living room

Count	Percent		
51	20.82%		Extremely important
85	34.69%		Very important
83	33.88%		Moderately important
22	8.98%		Slightly important
2	0.82%		Not at all important
2	0.82%		Not applicable
245	Respondents		







Q47. Please indicate how important each of the following rental amenities is when choosing a rental: - Spacious bathroom

Count	Percent		
35	14.29%		Extremely important
66	26.94%		Very important
100	40.82%		Moderately important
35	14.29%		Slightly important
7	2.86%		Not at all important
2	0.82%		Not applicable
245	Respondents		







Q48. Please indicate how important each of the following rental amenities is when choosing a rental: - Private bathroom

Count	Percent		
55	22.45%		Extremely important
60	24.49%		Very important
65	26.53%		Moderately important
36	14.69%		Slightly important
25	10.20%		Not at all important
4	1.63%		Not applicable
245	Respondents		







Q49. Please indicate how important each of the following rental amenities is when choosing a rental: - Washer/dryer in unit

Count	Percent		
106	43.27%		Extremely important
81	33.06%		Very important
31	12.65%		Moderately important
21	8.57%		Slightly important
4	1.63%		Not at all important
2	0.82%		Not applicable
245	Respondents		







Q50. Please indicate how important each of the following rental amenities is when choosing a rental: - Free Wi-Fi

Count	Percent		
81	33.06%		Extremely important
61	24.90%		Very important
42	17.14%		Moderately important
28	11.43%		Slightly important
26	10.61%		Not at all important
7	2.86%		Not applicable
245	Respondents		







Q51. Please indicate how important each of the following rental amenities is when choosing a rental: - Exercise facility

Count	Percent		
36	14.69%		Extremely important
21	8.57%		Very important
64	26.12%		Moderately important
56	22.86%		Slightly important
61	24.90%		Not at all important
7	2.86%		Not applicable
245	Respondents		







Q52. Please indicate how important each of the following rental amenities is when choosing a rental: - Dog run

Count	Percent		
24	9.80%		Extremely important
21	8.57%		Very important
33	13.47%		Moderately important
46	18.78%		Slightly important
93	37.96%		Not at all important
28	11.43%		Not applicable
245	Respondents		







Q53. Please indicate how important each of the following rental amenities is when choosing a rental: - Clubhouse

Count	Percent		
11	4.49%		Extremely important
14	5.71%		Very important
40	16.33%		Moderately important
58	23.67%		Slightly important
107	43.67%		Not at all important
15	6.12%		Not applicable
245	Respondents		







Q54. Please indicate how important each of the following rental amenities is when choosing a rental: - Garden space

Count	Percent		
11	4.49%		Extremely important
21	8.57%		Very important
52	21.22%		Moderately important
57	23.27%		Slightly important
89	36.33%		Not at all important
15	6.12%		Not applicable
245	Respondents		







Q55. Please indicate how important each of the following rental amenities is when choosing a rental: - Parking garage

Count	Percent		
9	3.67%		Extremely important
23	9.39%		Very important
58	23.67%		Moderately important
61	24.90%		Slightly important
78	31.84%		Not at all important
16	6.53%		Not applicable
245	Respondents		







Q56. Please indicate how important each of the following rental amenities is when choosing a rental: - Car parking

Count	Percent		
135	55.10%		Extremely important
65	26.53%		Very important
27	11.02%		Moderately important
8	3.27%		Slightly important
5	2.04%		Not at all important
5	2.04%		Not applicable
245	Respondents		





Q57. Please indicate how important each of the following rental amenities is when choosing a rental: - Bike parking

Count	Percent		
78	31.84%		Extremely important
52	21.22%		Very important
47	19.18%		Moderately important
29	11.84%		Slightly important
28	11.43%		Not at all important
11	4.49%		Not applicable
245	Respondents		





Q58. Of the amenities that are important to you, how much more of your portion of the rent would you be willing to pay for them?

Count	Percent		
16	6.61%		0%
55	22.73%		Up to 5%
100	41.32%		Up to 10%
45	18.60%		Up to 15%
21	8.68%		Up to 20%
5	2.07%		Above 20%
242	Respondents		



Q59. How much can you afford to pay monthly for your portion of the rent?

Count	Percent		
5	2.07%		Under \$200
22	9.09%		\$200-300
91	37.60%		\$301-400
84	34.71%		\$401-500
30	12.40%		\$501-600
10	4.13%		\$601 and above
242 Respondents			



















Q60. Based on your answer in the previous questions, how many roommates would you prefer to live with?

Count	Percent		
26	10.74%		None
67	27.69%		1 roommate
74	30.58%		2 roommates
44	18.18%		3 roommates
31	12.81%		4 or more roommates
242 Respondents			

Q61. Do you stay in Fort Collins during the summer months?




Count	Percent		
167	69.01%		Yes
75	30.99%		No
242 Respondents			

Q62. Which lease length do you prefer?

Count	Percent																						
65	26.86%		Academic year																				
131	54.13%		12-month																				
14	5.79%		30 day (month-to-month)																				
15	6.20%		6 month																				
13	5.37%		9 month																				
4	1.65%		Other (please specify)																				
<table border="1"> <thead> <tr> <th>Count</th> <th>Percent</th> <th></th> <th></th> </tr> </thead> <tbody> <tr> <td>1</td> <td>25.00%</td> <td></td> <td>10 month</td> </tr> <tr> <td>1</td> <td>25.00%</td> <td></td> <td>10 months</td> </tr> <tr> <td>1</td> <td>25.00%</td> <td></td> <td>3 years</td> </tr> <tr> <td>1</td> <td>25.00%</td> <td></td> <td>a variety of academic year, 12 month and 1 semester</td> </tr> </tbody> </table>				Count	Percent			1	25.00%		10 month	1	25.00%		10 months	1	25.00%		3 years	1	25.00%		a variety of academic year, 12 month and 1 semester
Count	Percent																						
1	25.00%		10 month																				
1	25.00%		10 months																				
1	25.00%		3 years																				
1	25.00%		a variety of academic year, 12 month and 1 semester																				
242 Respondents																							







Q63. How would you prefer to pay for utilities?

Count	Percent		
161	66.53%		Included in monthly rent
49	20.25%		Separate from monthly rent
29	11.98%		Unsure
3	1.24%		Other (please specify)

Count	Percent	
1	33.33%	 average per month with rent
1	33.33%	 I am ok with included in monthly and separate from monthly!
1	33.33%	 Some are included, some aren't







242 Respondents

Q64. If there were adequate sound barriers within the walls and floors, how willing would you be to live in a larger, high-density complex?

Count	Percent	
68	28.33%	 Extremely willing
109	45.42%	 Moderately willing
27	11.25%	 Neither willing nor unwilling
28	11.67%	 Moderately unwilling
7	2.92%	 Extremely unwilling
1	0.42%	 Not applicable







240 Respondents











Q65. How important is it to you to live with a pet?

Count	Percent	
41	17.08%	 Extremely important
28	11.67%	 Very important
57	23.75%	 Moderately important
37	15.42%	 Slightly important
58	24.17%	 Not at all important
19	7.92%	 Not applicable

240 Respondents

Q66. How much extra money would you be willing to pay per to live with a pet?

Count	Percent	
110	45.83%	 \$0 per month
88	36.67%	 Up to \$50 per month
15	6.25%	 Up to \$100 per month
2	0.83%	 Up to \$150 per month
3	1.25%	 Up to \$200 per month
22	9.17%	 Other (please specify)

Count	Percent	
1	4.55%	 \$100 one-time deposit
1	4.55%	 \$15/month if no pet deposit
1	4.55%	 \$20
1	4.55%	 \$20 a month
1	4.55%	 \$200 total deposit
1	4.55%	 \$25 per month
1	4.55%	 \$25/mo
1	4.55%	 \$300 flat rate for the year like most companies do
1	4.55%	 10
1	4.55%	 15 per month

1	4.55%	<input type="checkbox"/>	20
1	4.55%	<input type="checkbox"/>	A pet deposit is reasonable, pet rent is ridiculous
1	4.55%	<input type="checkbox"/>	Currently pay about 400 more
1	4.55%	<input type="checkbox"/>	Downpayment
1	4.55%	<input type="checkbox"/>	No care.
1	4.55%	<input type="checkbox"/>	One time \$60 dollars
1	4.55%	<input type="checkbox"/>	one time deposit of 100-200
1	4.55%	<input type="checkbox"/>	one time payment under \$150
1	4.55%	<input type="checkbox"/>	Only an initial deposit.
1	4.55%	<input type="checkbox"/>	Up to \$25 per month
1	4.55%	<input type="checkbox"/>	Up to \$500 per month
1	4.55%	<input type="checkbox"/>	up to 30 per month

240 Respondents

Q67. Please indicate how important it is for you to live within/near each of the following: - Within walking/biking distance to work/school

Count	Percent		
129	53.75%	<input type="checkbox"/>	Extremely important
59	24.58%	<input type="checkbox"/>	Very important
33	13.75%	<input type="checkbox"/>	Moderately important
14	5.83%	<input type="checkbox"/>	Slightly important
5	2.08%	<input type="checkbox"/>	Not at all important
0	0.00%	<input type="checkbox"/>	Not applicable

240 Respondents

Q68. Please indicate how important it is for you to live within/near each of the following: - Within walking/biking distance to commercial/retail areas of town

Count	Percent		
51	21.25%	<input type="checkbox"/>	Extremely important
72	30.00%	<input type="checkbox"/>	Very important
76	31.67%	<input type="checkbox"/>	Moderately important
27	11.25%	<input type="checkbox"/>	Slightly important
14	5.83%	<input type="checkbox"/>	Not at all important
0	0.00%	<input type="checkbox"/>	Not applicable

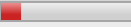






240 Respondents

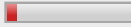




Q69. Please indicate how important it is for you to live within/near each of the following: - Near public transportation

Count	Percent		
62	25.83%	<input type="checkbox"/>	Extremely important
66	27.50%	<input type="checkbox"/>	Very important
50	20.83%	<input type="checkbox"/>	Moderately important
38	15.83%	<input type="checkbox"/>	Slightly important
24	10.00%	<input type="checkbox"/>	Not at all important
0	0.00%	<input type="checkbox"/>	Not applicable

240 Respondents



Q70. Which mode(s) of transportation do you use to get to and from campus? (Check all that apply)

Count	Respondent %	Response %	
139	57.92%	23.24%	 Walk
146	60.83%	24.41%	 Bike
150	62.50%	25.08%	 Personal car
52	21.67%	8.70%	 Carpool
91	37.92%	15.22%	 Bus
14	5.83%	2.34%	 I live on campus
6	2.50%	1.00%	 Other (please specify)








Count	Percent	
1	16.67%	 longboard
1	16.67%	 Longboard
1	16.67%	 Scooter
1	16.67%	 skateboard
2	33.33%	 Skateboard












240 Respondents

598 Responses

Count	Percent	
197	82.08%	 Yes
43	17.92%	 No

240 Respondents

Count	Respondent %	Response %	
110	56.12%	13.46%	 To get to classes
112	57.14%	13.71%	 To get to CSU for night and weekend activities
188	95.92%	23.01%	 To get around Fort Collins for errands
128	65.31%	15.67%	 To get to Old Town
151	77.04%	18.48%	 To go home
117	59.69%	14.32%	 To get to work
11	5.61%	1.35%	 Other (please specify)

Count	Percent	
1	9.09%	 Everything and where
1	9.09%	 get to the airport
1	9.09%	 liquor
1	9.09%	 required for my job- loading materials on the job
1	9.09%	 To get literally anywhere
1	9.09%	 to get outside ft collins
1	9.09%	 to get to foothills campus
1	9.09%	 To give other people rides
1	9.09%	 To go to Denver
1	9.09%	 to go to volunteer
1	9.09%	 to go work out

196 Respondents

817 Responses

Q73. Would you pay more to live near: - Old Town (Cherry to Laurel)

Count	Percent		
91	38.08%		Yes
118	49.37%		No
30	12.55%		Unsure
239	Respondents		

Q74. Would you pay more to live near: - Campus (Laurel to Prospect)

Count	Percent		
151	63.18%		Yes
74	30.96%		No
14	5.86%		Unsure
239	Respondents		

Q75. Would you pay more to live near: - Mid Town (Prospect to Harmony)

Count	Percent		
21	8.79%		Yes
197	82.43%		No
21	8.79%		Unsure
239	Respondents		

Q76. Would you pay more to live near: - Rural

Count	Percent		
21	8.79%		Yes
191	79.92%		No
27	11.30%		Unsure
239	Respondents		


Q77. Please rate your preference among each of the following communities, with 1 as your top choice: - Living in a neighborhood/complex of students, faculty and staff

Count	Percent		
43	18.07%		1
93	39.08%		2
102	42.86%		3
238	Respondents		





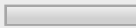

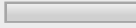




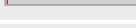




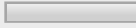
Q78. Please rate your preference among each of the following communities, with 1 as your top choice: - Living in a neighborhood/complex of students and long-term residents

Count	Percent		
113	47.48%		1
86	36.13%		2
39	16.39%		3
238	Respondents		

Q79. Please rate your preference among each of the following communities, with 1 as your top choice: - Living in a neighborhood/complex of only students

Count	Percent		
82	34.45%		1
59	24.79%		2
97	40.76%		3
238	Respondents		

Q80. Please provide any additional comments you may have here:

Count	Percent		
20	100.00%		
Count	Percent		
1	5.00%		CSU apartments and daycare are more expensive than neighborhood apartments and daycare, making it less convenient for low-income students that are parents.
1	5.00%		Dorms suck. The rules are ridiculous and there is no space or privacy.
1	5.00%		I LOVE LIVING OFF CAMPUS! Houses are the best. I definitely would NOT live one campus again. More freedom living off campus. Close to campus and Old Town is still the best though. That's it.
1	5.00%		I prefer homey neighborhoods with more families
1	5.00%		I realize that im in college and might not be able to live in my dream house so im not extremaly picky.
1	5.00%		I'm a quiet neighbor and I strongly prefer quiet neighbors.
1	5.00%		it would be nice if utilities could be in better conditions (toilet, bath sink, stove)
1	5.00%		My answers for this survey are probably skewed since I am a non traditional student. I own my own home where I live with my kids, pets, boyfriend etc.
3	15.00%		n/a
2	10.00%		N/A
2	10.00%		none
1	5.00%		Security is a bonus at apartment complexes
1	5.00%		Students need AFFORDABLE housing!!!
1	5.00%		The communities aren't as important as location price and amenities
1	5.00%		The prices of living near campus are much too high. Perhaps if tuition would stop rising every semester I could afford to live closer to campus, but as of now I can't live anywhere near campus because it's all so outrageously priced. Every semester/year my living situation becomes a huge problem because each time I'm having to move further and further away from campus
1	5.00%		U+2 sucks
20	Respondents		