



# NATURAL AREAS OBSERVATIONAL AND INTERCEPT SURVEYS

---

THE CITY OF FORT COLLINS, COLORADO – 2006

Prepared for:

The City of Fort Collins

Prepared by:

Corona Research, Inc.  
1630 Welton Street, Suite 525, Denver, CO 80202  
Phone: 303-894-8246, Fax: 303-894-9651  
E-Mail: [kevin@coronaresearch.com](mailto:kevin@coronaresearch.com)  
Web Site: [www.coronaresearch.com](http://www.coronaresearch.com)

**TABLE OF CONTENTS**

**INTRODUCTION ..... 2**

**KEY FINDINGS ..... 6**

**SECTION 1 OBSERVATIONAL SURVEY - TOTAL VISITATION BY SEASON, TIME OF DAY, AND DAY OF WEEK ..... 8**

**SECTION 2 VISITATION BY RECREATION ACTIVITY (OBSERVATIONAL SURVEY) ..... 17**

**SECTION 3 HOURLY OBSERVATIONS (OBSERVATIONAL SURVEY) ..... 20**

**SECTION 4 INTERCEPT SURVEY FINDINGS ..... 22**

**APPENDIX A (LIST OF OBSERVATIONAL SURVEY SITES) OBSERVATIONAL SURVEY ..... 46**

**APPENDIX B (OBSERVATIONAL SURVEY) EXHIBIT 2-1 – “OTHER” VISITORS ..... 48**

**APPENDIX C (INTERCEPT SURVEY) QUESTION 4 (EXHIBIT 4.4) - SURVEY RESPONSES ..... 50**

**APPENDIX D (INTERCEPT SURVEY) QUESTION 5B (EXHIBIT 4-5A) - SURVEY RESPONSES ..... 56**

**APPENDIX E (INTERCEPT SURVEY) QUESTION 6 (EXHIBIT 4-6) - SURVEY RESPONSES ..... 62**

**APPENDIX F (INTERCEPT SURVEY) QUESTION 8 (EXHIBIT 4-8) - SURVEY RESPONSES ..... 67**

**APPENDIX G – INTERCEPT SURVEY QUESTION 9B (EXHIBIT 4-9B) – SURVEY RESPONSES ..... 70**

**APPENDIX H – INTERCEPT SURVEY QUESTION 9B (EXHIBIT 4-9C) – SURVEY RESPONSES ..... 74**

**APPENDIX I – INTERCEPT SURVEY QUESTION 18 (EXHIBIT 4-18) – SURVEY RESPONSES ..... 77**

**APPENDIX J – OBSERVATIONAL SURVEY DATA COLLECTION FORM ..... 81**

**APPENDIX K INTERCEPT SURVEY INSTRUMENT ..... 83**

# FORT COLLINS NATURAL AREAS OBSERVATIONAL AND INTERCEPT SURVEYS

## INTRODUCTION

### BACKGROUND AND OBJECTIVES

In April of 2006, Corona Research was retained by the City of Fort Collins (CO) Natural Area Program to design and analyze an observational survey to determine the number of annual visits to natural areas owned and managed by the City of Fort Collins Natural Areas Program. The purpose of the observational survey was to accurately estimate the total number of annual visits to Fort Collins Natural Areas, as well as developing estimates of certain activity types. Additionally, Corona Research was subsequently retained by the City of Fort Collins to design and analyze an intercept survey of Natural Area visitors which examined visitors' perceptions, recreational usage preferences and overall satisfaction towards the natural areas. This report describes the results of the observational and intercept surveys.

### SURVEY POPULATIONS

The survey populations for both the observational and intercept surveys were visitors to City of Fort Collins Natural Areas.

### METHODOLOGY – OBSERVATIONAL SURVEYS

Observational surveys were conducted at 48 different natural area sites over a 28-week period beginning the week of May 22nd and ending the week of November 27th. A list of the sites used in the observational survey can be found in Appendix A. A “site” was defined for research purposes to be an acknowledged or official entrance to a Fort Collins Natural Area boundary where data collectors could easily observe visitors entering into a specific natural area. It should be noted that a “visit” describes a person entering a natural area and a “visitor” is a person who visits Fort Collins Natural Areas. A “visitor” can have multiple “visits” to Fort Collins Natural Areas annually. During the development of the final sampling plan, Corona Research visited all potential geographic sampling areas in order to select a representative and reliable sample of all potential natural areas.<sup>1</sup>

---

<sup>1</sup> The sites selected specifically undersampled some potential entry points that appeared to be very low in traffic counts, in order to avoid “zero count” entry points. This was considered in the development of the final attendance estimates.

Observations were conducted at each site a total of 12 times, representing 2 weekday types (weekdays vs. weekends), 3 times of day (morning, afternoon, and evening), and 2 seasons (summer/no college in session, Non-Summer). This was undertaken to ensure that the random selection of sites did not skew the findings by time of day, day of week, or season. The “Summer/no college in session” season sample included observations from the week of May 22<sup>nd</sup> to August 14<sup>th</sup>, and the “Non-Summer” season sample included observations from August 21<sup>st</sup> to November 27<sup>th</sup>.

With minor exceptions, trained employee data collectors were in charge of collecting the observational data throughout the project, under the supervision of the City of Fort Collins. Each observation period was 30 minutes in duration. Data collectors were instructed to record data for each group they saw entering a natural area from their designated vantage point (natural area site). The data collection form included sections to record total visitors, adults vs. children, and a variety of different recreational activities visitors undertook upon entering the natural area (hiking, jogging, biking, etc.). It was stressed to data collectors to record all persons who entered the natural area boundaries during their observational period, and to exclude persons who were already in the area or who were leaving. By doing so, accurate counts of total number of annual visits could be developed.

In addition to the observations detailed above, a separate set of hourly observations were also conducted to examine visitation throughout the course of a single day. In total, ten specific days were set aside to collect observational data every hour at a designated site. Ten different sites were used to collect this hourly data. When collecting hourly data, data collectors were asked to collect observational data for 30 minutes within every hour. The information gathered during the hourly observations was the same as the regular observational data (total number of visitors per group, types of activities visitors were engaging in, etc.).

In order to most accurately and reliably estimate the total number of annual visits to the City of Fort Collins Natural Areas, Corona developed unique weighting factors for each observation to correct for possible underrepresentations of total visitation numbers. Specifically, Corona adjusted each observation according to the total number of possible entrances into that specific natural area to ensure that each site reflected all formal points of entry into an area.

Potential weaknesses in the approach were minimized, but unavoidable.

- First, for practical reasons, observations could not be conducted at every possible entry point at every possible time. While the model corrects for the raw number of entry points that are not observed, some margin of error exists due to the possibility that a particularly busy entry point could have been missed, or that the selected entry points are not representative in their totality. Setting aside the following point, this source of error is more likely to cause an underestimation than an overestimation.
- Second, it is known immediately that an upward bias in the raw figures exists since entry points that were (by observation) believed to have very low entry counts. This leads to an overestimation in the raw counts. The use of the midpoint of the various estimates developed will to a great extent correct for this.

- Third, the observational surveys were only conducted from May through November, and so may exclude some winter/spring seasonal effects. Observations from May through November are assumed to be representative of year-round attendance, though the model corrects for the number of daylight hours. The impact of this source of error is unknown.
- Fourth, it is possible that some people enter natural areas via means other than formal trailheads or entry points. This source of error will lead to an underestimation of visitor counts, though the extent is not known.
- Fifth, observations could not be conducted at night, and therefore exclude nighttime visitation. This source of error will lead to an underestimation of visitor counts, though the extent is not known and is likely small.

Once all data was collected, Corona developed a range of possible annual visits to Fort Collins Natural Areas. The estimated range of visits was based on the weighting factors attributed to each observation. The low end of the range was unweighted and did not take into consideration any additional visitors entering natural areas from other entrances. The middle and upper ranges were weighted (based on the number of possible entrances into a natural area, as described above), and the middle range was used in the final development of the annual visits to Fort Collins Natural Areas.

#### **METHODOLOGY – INTERCEPT SURVEYS**

Intercept surveys were conducted at 23 different natural areas sites, which served as a representative sample of all natural areas. Intercept surveying took place equally across both time sessions (summer and Non-Summer) and were also equally dispersed between weekdays and weekends. Unlike the observational surveys which were 30 minutes in duration, each intercept survey time period was 60 minutes in durations. The goal for each specified hour of intercept surveying was to obtain a minimum of 5 completed surveys (per site).

The intercept survey itself was a two-page survey, consisting of 18 total questions. The survey took approximately 10 minutes for visitors to complete. A copy of the visitor survey can be viewed in Appendix K.

The intercept survey was also weighted to more accurately reflect any differences in visitors based on seasonality. Using the seasonal visitor estimates developed from the observational survey, weights were developed and applied to individual responses based on the season responses were

obtained (summer or Non-Summer).<sup>2</sup> Overall, the weight factors applied were minor, but they did help dilute any under or overrepresentations based on seasonality.

#### **MARGINS OF ERROR – INTERCEPT SURVEY**

A total of 196 intercept surveys were completed, resulting in a margin of error of (plus or minus) 6.9 percent with a 95 percent confidence level in the results. This represents a weak to moderate one-time survey, and essentially helps capture a snap-shot of perceptions and behaviors in Fort Collins Natural Areas. The margin of error was calculated using the estimate of total unique annual visitors to natural areas as the potential universe of respondents.

---

<sup>2</sup> The raw data was examined by time of day, day of week, and seasons (summer/no college vs. Non-Summer). Seasonal differences caused the greatest variation in responses, so weightings were developed based on that measure.

## KEY FINDINGS

While this report provides interesting information and details on a number of topics, certain key findings stand out. These include:

### Key Findings – Observational Study

1. **KEY FINDING 1.** City of Fort Collins Natural Areas receive an estimated 3.7 million visits annually. An estimated 65 percent of all visits came on weekdays, and an estimated 35 percent of all visits occurred during the weekend. During the weekend, visits were most likely to occur in Fort Collins Natural Areas during the Afternoon (58 percent) and visits were least likely to occur during the evening (4 percent). Weekday visits were also most likely to occur during the afternoon (44 percent), but afternoon visits were significantly lower during weekdays than weekends. Sources: *Exhibits 1-1, 1-2.*
2. **KEY FINDING 2.** Weekend visitation was relatively constant throughout the year, being only slightly higher during the summer season. Interestingly, 37 percent of all visits during the Non-Summer season came on the weekends, while only 29 percent of all visits during the summer season came on weekends. Similarly, weekday visitation was higher during the summer season and lower during the Non-Summer season. Sources: *Exhibits 1-3, 1-5.*
3. **KEY FINDING 3.** Overall, a number of notable differences were observed in Fort Collins Natural Area visitation by the time of day and the season. During the Summer season, visitation tends to be later during weekdays (77 percent of all visits occurred in the morning and afternoon), while on weekends 90 percent of visitation is during those time periods. During the Non-Summer season, weekend visitation is predominantly in the afternoon (63 percent of weekend visits) as compared to weekday afternoons (47 percent of weekday visits). Source: *Exhibits 1-4, 1-6.*
4. **KEY FINDING 4.** When visitation by recreation activity was examined, bikers and hikers/walkers made up the highest percentage of recreational users at Fort Collins Natural Areas. In total, Fort Collins Natural Areas receives an estimated 1.5 million visits by bikers and an estimated 1.4 million visits by hikers/walkers (annually). Fort Collins Natural Area also receives an estimated 500,000 visits by joggers and an estimated 500,000 visits from people with their dog(s) on a leash. Roughly 93 percent of dogs are leashed. Source: *Exhibits 2-1.*
5. **KEY FINDING 5.** Analysis was also conducted on recreational visits per daylight hour, which examined the estimated number of recreational visits (by recreation type) in Fort Collins Natural Areas for each daylight hour. Overall, Fort Collins Natural Areas have an estimated 340 biking visits and 325 hiking/walking visits each daylight hour (in all Fort Collins Natural Areas). Source: *Exhibit 2-1.*

## Key Findings – Intercept Survey

6. **KEY FINDING 6.** Hiking was the recreational activity most frequently engaged in by intercept survey respondents (70 percent). Biking (50 percent), viewing wildlife (43 percent), running/jogging (43 percent) and dog walking (41 percent) were other activities frequently selected by intercept survey respondents when they were asked why they visit natural areas in Fort Collins. *Source: Exhibits 4-1.*
7. **KEY FINDING 7.** Over half of all intercept survey respondents indicated that they had visited Fort Collins Natural Areas more than 50 times during the past year (or at least once a week). In total, less than 15 percent of all respondents had visited natural areas less than 10 total times during the past year, and the overwhelming majority indicated they had visited Fort Collins Natural Areas more than 10 times during the past year. Also of interest, the average intercept survey respondent had visited Fort Collins Natural Areas approximately 80 times in the past 12 months. *Source: Exhibits 4-2.*
8. **KEY FINDING 8.** When survey respondents were asked what they enjoyed about visiting Fort Collins Natural Areas, the solitude, peacefulness and relaxing elements of the natural areas were most frequently cited (25 percent). Enjoying nature/wildlife (18 percent) and the well maintained trails/natural areas (14 percent) were also frequently cited. *Source: Exhibits 4-4.*
9. **KEY FINDING 9.** Satisfaction with Fort Collins Natural Areas was very high amongst intercept survey respondents. In total, over three-fourths of all respondents indicated they were very satisfied with the natural areas they had visited, and 95 percent indicated they were either somewhat or very satisfied. Less than five percent of all respondents were dissatisfied. *Source: Exhibits 4-5.*
10. **KEY FINDING 10.** Survey respondents also did not feel excessively crowded at Fort Collins Natural Areas. Overall, 60 percent indicated they were not crowded at all and less than 10 percent felt either moderately or very crowded when visiting Fort Collins Natural Areas. *Source: Exhibits 4-7.*
11. **KEY FINDING 11.** A majority of intercept survey respondents did not report having any unpleasant experiences in Fort Collins Natural Areas during the past year (79 percent). *Source: Exhibits 4-8.*
12. **KEY FINDING 12.** Support/opposition towards dog restriction was mixed. When asked whether they supported or opposed dogs not being permitted in a few Fort Collins Natural Areas, 44 percent of all respondents supported these restrictions while another 38 percent opposed dogs being not permitted in a few natural areas. Not surprisingly, support or opposition of this dog restriction was significantly affected by dog ownership. In general, dog owners were significantly more likely to oppose restriction in a few natural areas and non-dog owners were significantly more likely to support such restrictions in a few natural areas. *Source: Exhibits 4-9, 4-9a, 4-9b and 4-9c.*



**SECTION 1**  
**OBSERVATIONAL SURVEY - TOTAL VISITATION BY SEASON,**  
**TIME OF DAY, AND DAY OF WEEK**

This section of the report examines the total number of visits to Fort Collins Natural Areas across different seasons (Summer, Non-Summer), different times of the day (morning/afternoon/evening), and different days of the week (weekdays and weekends).

**FORT COLLINS NATURAL  
AREAS RECEIVE AN  
ESTIMATED 3.7 MILLION  
VISITS ANNUALLY**

The total number of annual visits to City of Fort Collins Natural Areas was estimated at 3,735,805. (For precision reasons, it is reasonable to truncate this figure to 3.7 million.) Of course, this figure represents total visits as opposed to unique visitors; an estimate of unique visitors is provided later in the report.

Weekday visits made up an estimated 65 percent of total yearly visitation, while 35 percent of yearly visits came during the weekend.

**Note:** The estimated visitorship excludes some natural areas that were specifically excluded from the study at the City's request. These sites were excluded primarily due to site closures or major road construction projects that would have likely lead to skewed and unreliable observational data.

**Exhibit 1-1  
Total Visitation  
Observational Survey**

<b>Total Visits (Weekdays and Weekends)</b>			
	<b>Total Count</b>	<b>Visits per-day</b>	<b>Percent</b>
<b>Total Weekday Visits</b>	2,439,185	9,346	65%
<b>Total Weekend Visits</b>	1,296,620	12,468	35%
<b><i>Total Annual Visits</i></b>	3,735,805	10,235	100%

**NOTABLE DIFFERENCES  
WERE OBSERVED BETWEEN  
WEEKDAY-WEEKEND  
VISITATION**

Approximately twice as many visits occur on weekdays than on weekends. However, this is because there are more weekday days than weekend days. On a daily basis, visitorship is higher on weekends.

Within these time periods, differences also occur by time of day. On weekdays, a larger proportion of visits occur in the mornings and the evenings. On weekends, afternoons tend to be busier.

Weekdays were defined as Monday through Friday, and weekends were Saturday and Sunday.

“Mornings” were from 6:00 AM – 11:00 AM, “Afternoons” were from 11:00 AM – 5:00 PM, and Evenings were from 5:00 PM to sunset (length of time differed during the different seasons).

**Exhibit 1-2  
Visitation by Time of Day and Day of Week  
Observational Survey**

<b>Total Weekday Visits (Time of Day)</b>			
	<b>Total Count</b>	<b>Visits per-day</b>	<b>Percent</b>
Morning	1,060,150	4,062	43%
Afternoon	1,078,740	4,133	44%
Evening	300,295	1,151	12%
<b>Total</b>	<b>2,439,185</b>	<b>9,346</b>	<b>100%</b>

<b>Total Weekend Visits (Time of Day)</b>			
	<b>Total Count</b>	<b>Visits per-day</b>	<b>Percent</b>
Morning	485,810	4,671	37%
Afternoon	753,324	7,244	58%
Evening	57,486	553	4%
<b>Total</b>	<b>1,296,620</b>	<b>12,468</b>	<b>100%</b>

**THE BULK OF SUMMERTIME VISITS OCCUR ON WEEKDAYS**

The City of Fort Collin Natural Areas receive an estimated 1.15 million visits during the three-month Summer season.

Over 70 percent of all Summer visits came during the weekday. However, when considered on a daily basis, visitorship is very similar by weekdays and weekends in the Summer season, with no real difference in daily counts.

Proportional visitation during the weekend was lower during the Summer (29 percent) than during the Non-Summer (37 percent, see exhibit 1-5 in this section).

**Exhibit 1-3  
Summer Visitation by Day of Week  
Observational Survey**

<b>Summer Visits (Weekdays and Weekends)</b>			
	<b>Total Count</b>	<b>Visits per-day</b>	<b>Percent</b>
Summer Weekday Visits	814,737	12,534	71%
Summer Weekend Visits	334,880	12,880	29%
<i>Total Summer Visits</i>	1,149,617	12,633	100%

**WEEKDAY AND WEEKEND  
VISITATION DIFFERED  
DURING THE SUMMER**

Following the overall theme, visitation during the evenings was higher on Summer weekdays than Summer weekends.

Summer weekend visits were most likely to occur in the morning or the afternoons.

**Exhibit 1-4  
Summer Visitation by Time of Day and Day of Week  
Observational Survey**

<b>Summer Weekday Visits (Time of Day)</b>			
	<b>Total Count</b>	<b>Visits per-day</b>	<b>Percent</b>
Morning	320,125	4,925	39%
Afternoon	313,560	4,824	38%
Evening	181,052	2,785	22%
<i>Total</i>	814,737	12,534	100%

<b>Summer Weekend Visits (Time of Day)</b>			
	<b>Total Count</b>	<b>Visits per-day</b>	<b>Percent</b>
Morning	155,480	5,980	46%
Afternoon	148,200	5,700	44%
Evening	31,200	1,200	9%
<i>Total</i>	334,880	12,880	100%

**WEEKEND VISITATION WAS PROPORTIONALLY HIGHER DURING THE NON-SUMMER SEASON**

The City of Fort Collin Natural Areas receive an estimated 2.6 million visits during the “Non-Summer” season.

Overall, 37 percent of all visits during the Non-Summer season came during the weekend. Weekend visits make up a significantly higher percentage of Non-Summer season visitation (37 percent) than Summer season visitation (29 percent).

On a daily basis, weekends saw significantly higher visitation than weekdays. In total, an estimated 4,000 more visits occurred daily during Non-Summer weekends.

**Exhibit 1-5  
Non-Summer Visitation by Day of Week  
Observational Survey**

<b>Non-Summer Visits (Weekdays and Weekends)</b>			
	<b>Total Count</b>	<b>Visits per-day</b>	<b>Percent</b>
Non-Summer Weekday Visits	1,624,448	8,331	63%
Non-Summer Weekend Visits	961,740	12,330	37%
<i>Total Non-Summer Visits</i>	2,586,188	9,473	100%

**WEEKDAY AND WEEKEND VISITATION DIFFERED IN THE NON-SUMMER SEASONS**

Overall, 63 percent of all Non-Summer weekend visits occurred during the afternoon, a much higher proportion than that seen in the Summer season.

On weekdays, visitorship was highly concentrated in the mornings and afternoons. A significantly higher proportion of Non-Summer weekday visits occurred during the mornings (46 percent) as compared to morning visits during the weekend (34 percent).

It should also be noted that evening visitation was very low during both weekdays and weekends during the Non-Summer season. This was likely due to the shortening of daylight hours during the Non-Summer months, leaving fewer hours to visit during those times. (Since these estimates also include Spring, for which no direct data were collected, estimates were adjusted to account for the number of daylight hours in each season.)

**Exhibit 1-6  
Non-Summer Visitation by Time of Day and Day of Week  
Observational Survey**

<b>Non-Summer Weekday Visits (Time of Day)</b>			
	<b>Total Count</b>	<b>Visits per-day</b>	<b>Percent</b>
Morning	740,025	3,795	46%
Afternoon	765,180	3,924	47%
Evening	119,243	612	7%
<i>Total</i>	1,624,448	8,331	100%

<b>Non-Summer Weekend Visits (Time of Day)</b>			
	<b>Total Count</b>	<b>Visits per-day</b>	<b>Percent</b>
Morning	330,330	4,235	34%
Afternoon	605,124	7,758	63%
Evening	26,286	337	3%
<i>Total</i>	961,740	12,330	100%

**ESTIMATED ANNUAL VISITATION TOTALS VARIED BY NATURAL AREA**

Attendance at individual natural areas varied widely. Annual visitation estimates were largest at the Ross (554,723 visits), Pineridge (525,631 visits), Mallard's Nest (498,631 visits) and Maxwell (325,780 visits) natural areas. Estimated annual visitation numbers were lowest at Magpie Meander, Redwing Marsh and River's Edge.

**CAVEAT:** It should be noted that annual visitation estimates for individual natural areas could have very large margins of error due to possible observational anomalies that could possibly have occurred during the study. As a whole, the observational survey provided reliable and valid numbers for total visits, but on an individual natural area basis, error is likely to exist due to small sample sizes at that level. Therefore, the individual natural area annual visitation estimates shown in exhibit 1-7 could possibly vary widely from the actual visitation numbers.

**Exhibit 1-7  
Estimated Annual Visitation Totals per Natural Area  
Observational Survey**

<b>Estimated Annual Visits per Natural Area</b>	
<b>Natural Area</b>	<b>Total Annual Estimated Visits</b>
Arapaho Bend	90,838
Butterfly Woods	73,673
Cathy Fromme Prarie	268,671
Cattail Chorus	159,435
Coyote Ridge	41,830
Fischer	265,594
Gustav Swanson	80,199
Kingfisher	21,840
Mallard's Nest	498,631
Magpie Meander	6,835
Maxwell	325,780
McMurry	107,059
Nix	67,421
North Shields Pond	13,594
Pineridge	525,631
Prospect Ponds	88,696
Red Fox Meadows	41,746
Redwing Marsh	11,811
Reservoir Ridge	52,566
Riverbend Ponds	43,350
River's Edge	12,896
Ross	554,723
Salyer	31,434
Springer	132,539
Two Creeks	179,695
Williams	39,319
<i>Total</i>	3,735,805



**FORT COLLINS NATURAL  
AREAS RECEIVE AN  
ESTIMATED 46,893 UNIQUE  
VISITORS ANNUALLY**

The “Unique” visitor estimate was developed from the estimates derived from the observational and the intercept surveys. As detailed in exhibit 1-1, an estimated 3.7 million visits annually. From the intercept survey (exhibit 4-2) the estimated average number of visits per year was approximately 80 per visitor.

The estimated number of unique visitors therefore was based on the total number of annual visits and the average number of visits per visitor. Therefore, of the estimated 3.7 million annual visits, an estimated 47,000 visitors are unique and many visitors visit Fort Collins Natural Areas numerous times throughout the course of a year.

**Exhibit 1-8  
“Unique” Visitor Estimates  
Observational Survey**

<b>Unique Visitors Estimate</b>	
<b>Estimate Type</b>	<b>Estimated number of Visitors</b>
Estimated Total Number of Annual Visits	3,735,805
Estimated Average Annual Number of Visits (per visitor)	80
<b><i>Estimated Number of Unique Visitors</i></b>	<b>46,893</b>

**SECTION 2  
VISITATION BY RECREATION ACTIVITY (OBSERVATIONAL  
SURVEY)**

This section of the report details the estimated number of annual visits by recreational activity type (hiking, biking, jogging, etc). Also included in this section is the breakdown of estimated annual adult and child visits to Fort Collins Natural Areas.

**BIKERS AND HIKERS /  
WALKERS MADE UP THE  
MAJORITY OF NATURAL AREA  
VISITS**

Biking and hiking/walking visits made up the overwhelming majority of all observed natural area visits. In total, it was estimated that more than 2.8 million visits were from either bikers or hikers / walkers.

There were also a notable number of estimated annual jogging visits. A list of all “other” visits can be viewed in Appendix B.

The “Recreational visits per daylight hour” column in exhibit 2-1 details how many recreational visits (on average) occurred at Fort Collins Natural Areas during each daylight hour. On average, there are 340 biking visits to Fort Collins Natural Areas during a typical hour.

An estimated 500,000 natural areas visits occurred annually with dogs on a leash. Contrarily, an estimated 40,000 dog visits occurred with unleashed dogs.

**Exhibit 2-1  
Visitation by Recreation Activity  
Observational Survey**

<b>Total Estimated Recreational Users and Rates</b>		
	<b>Total Annual Estimated Recreational Visits</b>	<b>Recreational Visits Per Daylight Hour</b>
<b>Biking Visits</b>	1,472,316	340
<b>Hiker / Walker Visits</b>	1,407,064	325
<b>Jogging Visits</b>	507,821	117
<b>"Other" Visits</b>	179,631	41
<b>Fishing Visits</b>	56,551	13
<b>Skateboarding - Rollerblading Visits</b>	46,344	11
<b>Horseback Visits</b>	14,183	3
<b>Boating Visits</b>	8,940	2
<b>Wheelchair Visits</b>	3,510	1
<b>Campers - Loitering Visits</b>	0	0
<b>Visits With Dogs on Leash</b>	497,008	115
<b>Visits with Dogs not on Leash</b>	39,234	9

**ADULTS MADE UP THE  
MAJORITY OF NATURAL AREA  
VISITS**

In total, over 90 percent of City of Fort Collins Natural Area annual visits were made by adults. Adults annually visit natural areas an estimated 3.4 million times.

Children under 18 made up less than 10 percent of all visits (roughly 320,000). It should be noted that age was estimated visually, and so age calculations will have some unavoidable error.

**Exhibit 2-2  
Visitation by Recreation Activity  
Observational Survey**

<b>Total Estimated Annual Visits by Children and Adults</b>		
	<b>Total Estimated Visits</b>	<b>Recreational Visits Per Daylight Hour</b>
Total Adults	3,406,847	787
Total Children	328,957	76
<i>Total</i>	3,735,805	863

**SECTION 3**  
**HOURLY OBSERVATIONS (OBSERVATIONAL SURVEY)**

Section 3 details the findings from the hourly observations undertaken throughout the study. Hourly observations were taken at ten total sites and were meant to gather an in-depth look at how visitation fluctuated throughout the course of a day. The percent of visitors per hour and the estimated total number of visits (annually) are shown in this section.

**ONE-THIRD OF ALL VISITS  
WERE OBSERVED BETWEEN  
4:00 PM AND 7:00 PM**

As an augment to the full survey, hourly surveys were conducted at a sample of sites to develop hourly visitation estimates.

Visitation was fairly consistent between 10:00 AM to 7:00 PM. Hourly observations were notably lower before 9:00 AM and after 7:00 PM. Overall, 32 percent of all observed visits came between 4:00 – 7:00 PM during the hourly observation study.

Note that these figures are unweighted and should be used for hourly comparisons only, as compared to the full data presented elsewhere in the report.

**Exhibit 3-1  
Hourly Observations  
Observational Survey**

<b>Estimated Hourly Visitation Rates</b>		
	<b>Percentage of Visitors</b>	<b>Estimated Visits Per Hour</b>
Before 7:00 AM	0.5%	17,111
7:00 - 8:00 AM	2%	62,739
8:00 - 9:00 AM	4%	136,884
9:00 - 10:00 AM	7%	262,362
10:00 - 11:00 AM	9%	342,211
11:00 - 12:00 PM	9%	319,397
12:00 - 1:00 PM	9%	330,804
1:00 - 2:00 PM	7%	268,065
2:00 - 3:00 PM	8%	313,694
3:00 - 4:00 PM	7%	273,769
4:00 - 5:00 PM	11%	399,246
5:00 - 6:00 PM	9%	347,915
6:00 - 7:00 PM	12%	456,281
7:00 - 8:00 PM	5%	176,809
After 8:00 PM	1%	28,518
<i>Total</i>	100%	3,735,805

**SECTION 4  
INTERCEPT SURVEY FINDINGS**

Detailed findings from the Intercept Survey are examined in Section 4. In this survey, natural areas users were actually stopped and asked questions about their usage, as opposed to the observational surveys presented in previous sections of the report.

The following areas are analyzed: The types of recreation activities survey respondents use Natural Areas for, how frequently respondents visit Natural Areas, satisfaction with Natural Areas, and general demographic characteristics of Natural Areas visitors.

Exhibit numbers for Section 4 correlate to the survey question numbers for the Intercept Survey and begin with question 1 from the survey.

**HIKING WAS THE MOST FREQUENT RECREATIONAL ACTIVITY IN NATURAL AREAS**

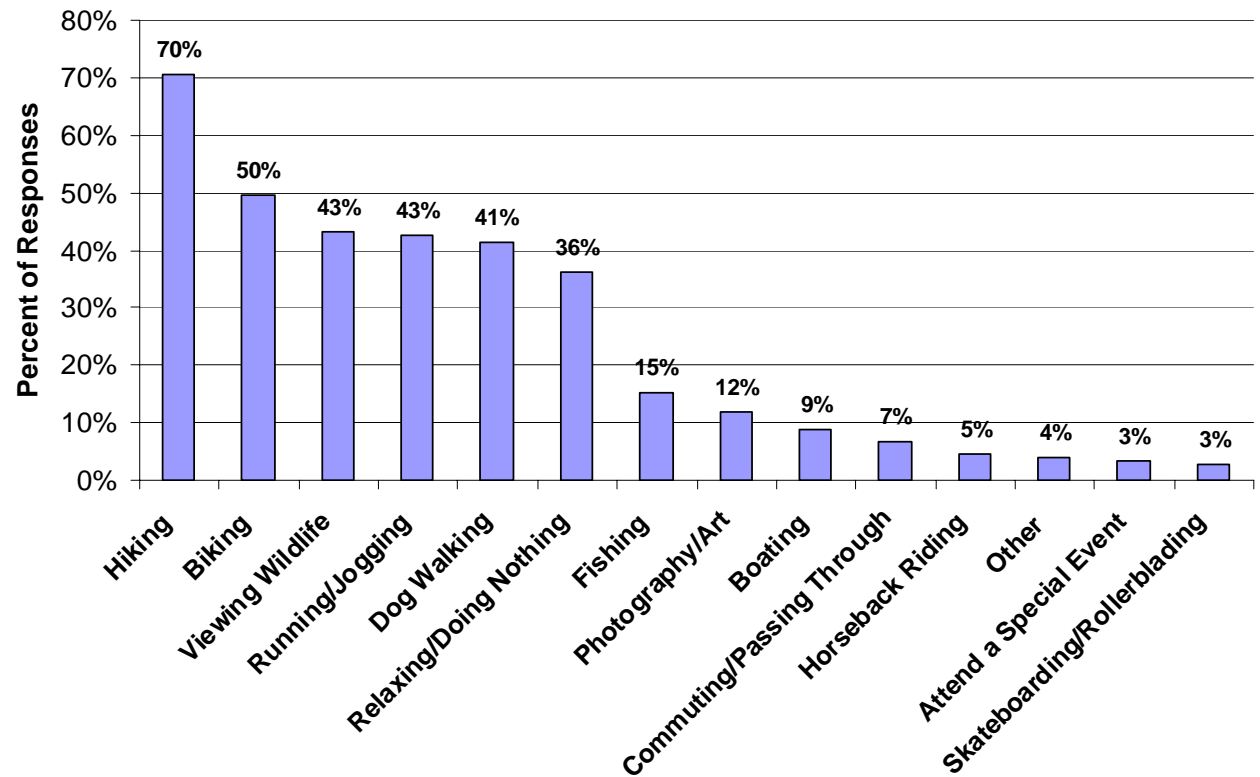
Overall, 70 percent of all survey respondents indicated that they hike in natural areas in Fort Collins. Other activities in which survey respondents frequently participated were: Biking (50 percent), Viewing Wildlife (43 percent), Running / Jogging (43 percent), Dog Walking (41 percent) and Relaxing (36 percent).

It should be noted that biking was possibly underrepresented in the intercept survey, as bikers were less likely to stop (biking) to take the survey. The observational surveys actually showed nearly equal proportions of bikers and walkers.

Interestingly, just 7 percent of survey respondents indicated that they used natural areas for commuting. Lower reported use of natural areas for commuting purposes may also have been affected by biker underrepresentation in the intercept survey.

**Exhibit 4-1  
Intercept Survey Findings  
Intercept Survey**

(Why do you visit natural areas in the city of Fort Collins? Check all that apply.)



Note that respondents could provide more than one response, so the figures add up to more than 100 percent. The average respondent listed 3.4 activities.



Other Responses to survey  
question 1

“Other” responses to survey  
question 1 are shown in Exhibit 4-  
1a.

**Exhibit 4-1a**  
**Intercept Survey Findings**  
**Intercept Survey**

(Why do you visit natural areas in the city of Fort Collins? Check all that apply.)  
[Other Responses]

---

**Q1: Other Responses**

---

House borders Riverbend NA

---

Meditation

---

Rock climbing bouldering

---

Viewing wildflowers

---

Unicycling

---

Family nature walks

---

Swimming

---

**ONE-THIRD OF ALL SURVEY RESPONDENTS VISITED NATURAL AREAS MORE THAN 100 TIMES IN THE PAST YEAR**

Overall, over half of all survey respondents indicated that they had visited City of Fort Collins Natural Areas more than 50 times within the past year, indicating weekly use or higher on average.

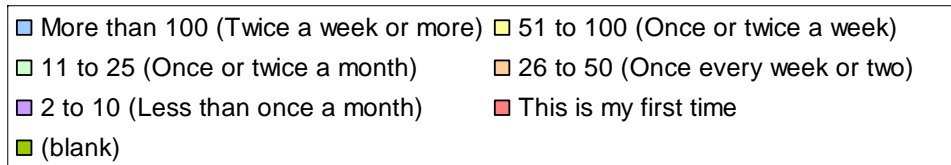
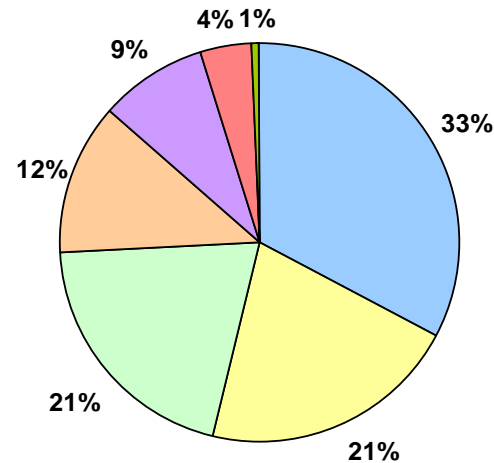
Also, over 85 percent of all survey respondents said they visited natural areas at least once or twice a month.

Only four percent of respondents were visiting a City of Fort Collins Natural Area for the first time.

On average, survey respondents had visited City of Fort Collins Natural Areas approximately 80 times in past 12 months. This indicates a strong core of frequent users.

**Exhibit 4-2  
Intercept Survey Findings  
Intercept Survey**

(During the PAST 12 MONTHS, about how often have you visited a City of Fort Collins natural area (see site list)?)



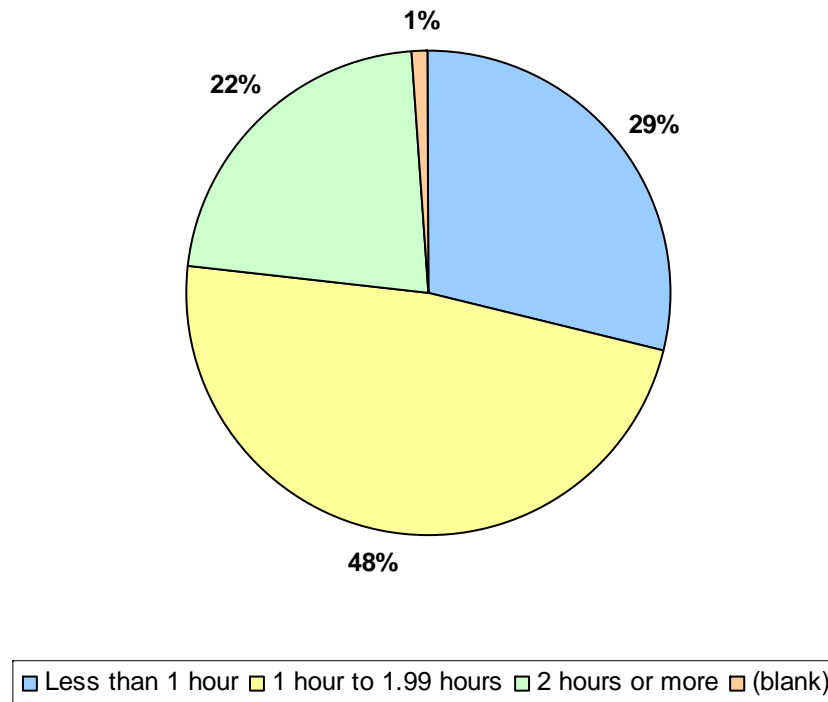
**A MAJORITY OF SURVEY  
RESPONDENTS SPENT OVER  
ONE HOUR IN THE NATURAL  
AREA**

In total, 70 percent of all survey respondents had spent more than an hour in the natural area on the day they were surveyed.

Only 29 percent spent less than an hour in the natural area.

**Exhibit 4-3  
Intercept Survey Findings  
Intercept Survey**

(How much time did you spend in the natural area(s) today?)



**RELAXING AND ENJOYING THE SOLITUDE OF NATURAL AREAS WERE THE MOST COMMON SOURCES OF ENJOYMENT**

When asked what they enjoyed about visiting City of Fort Collins Natural Areas, survey respondents most frequently cited the solitude, peacefulness and relaxation that comes from visiting natural areas (25 percent).

Other common themes mentioned by survey respondents were: Enjoying nature/wildlife (18 percent), well maintained trails or natural areas (14 percent), and a place for physical activity / outdoor recreation (13 percent).

Note: Survey respondents were asked to provide open ended responses to these questions. Responses were then placed into the categories shown in Exhibit 4-4. A full list of survey respondents' verbatim responses can be viewed in Appendix C.

**Exhibit 4-4  
Intercept Survey Findings  
Intercept Survey**

(What do you enjoy about visiting City of Fort Collins natural areas?)

<b>What do you enjoy about visiting City of Fort Collins Natural Areas</b>	
<b>Attribute</b>	<b>Percent</b>
<b>Solitude / Peaceful / Relaxing</b>	25%
<b>Enjoy Nature / wildlife</b>	18%
<b>Great or Well-maintained trails / natural areas</b>	14%
<b>A place for physical activity / outdoor recreation</b>	13%
<b>Beautiful environment</b>	8%
<b>Close to home</b>	8%
<b>Open Space</b>	6%
<b>Other</b>	5%
<b>An area to walk my dog/pet</b>	4%
<b>Total</b>	100%

**OVER THREE-FOURTHS OF ALL SURVEY RESPONDENTS WERE VERY SATISFIED WITH FORT COLLINS NATURAL AREAS**

Satisfaction with City of Fort Collins Natural Areas was high among the intercept survey respondents.


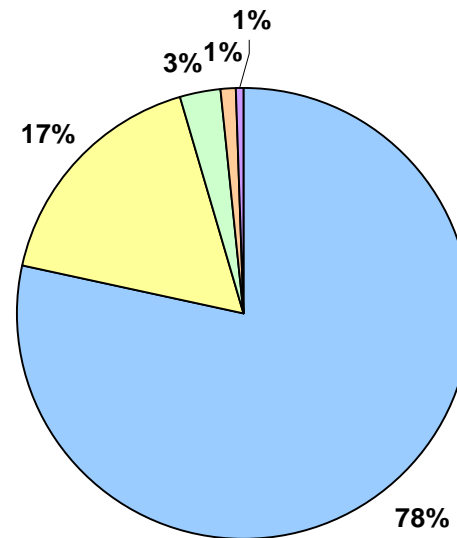
In total, 95 percent of all survey respondents indicated that they were either somewhat or very satisfied with the natural areas they have visited in Fort Collins.

Only 2 percent of all survey respondents indicated they were dissatisfied with City of Fort Collins Natural Areas.

It should be noted, though, that persons dissatisfied with the areas may not use them, so satisfaction would naturally be relatively high.

**Exhibit 4-5  
Intercept Survey Findings  
Intercept Survey**

(How would you rate your overall satisfaction with the natural areas you have visited?)



**CLEANLINESS AND GENERAL POSITIVE COMMENTS WERE MOST FREQUENTLY CITED IN RATING FORT COLLINS NATURAL AREAS**

When asked why they rated Fort Collins Natural Areas (as satisfied or dissatisfied), survey respondents most frequently cited relatively ambiguous general positive comments about City of Fort Collins Natural Areas (26 percent).

General cleanliness of Fort Collins Natural Areas (18 percent) and enjoying recreation in natural areas/nature (18 percent) were also frequently mentioned as specific reasons. Well maintained trails and accessibility to natural areas was also cited.

Contrarily, 14 percent of survey respondents had general negative comments about Fort Collins Natural Areas.

Survey respondents' full verbatim responses to this question can be viewed in Appendix D.

**Exhibit 4-5a  
Intercept Survey Findings  
Intercept Survey**

(How would you rate your overall satisfaction with the natural areas you have visited?)  
[Why did you rate them that way?]

<b>Why did you rate [Fort Collins] Natural Areas that way?</b>	
<b>Attribute</b>	<b>Percent</b>
<b>Overall Positive comments</b>	26%
<b>Clean / Area well taken care of</b>	18%
<b>Love recreating in natural areas / nature</b>	18%
<b>Overall Negative comments</b>	14%
<b>Other Comments</b>	9%
<b>Well maintained trails</b>	8%
<b>Accessible / Close to home</b>	7%
<b>Total</b>	100%

**SURVEY RESPONDENTS  
FREQUENTLY SUGGESTED  
TRAIL IMPROVEMENTS**

Overall, 25 percent of survey respondents' suggestions did not fit into a category. To view these "other" suggestions in greater detail, please see Appendix E.

Specific changes cited most frequently by survey respondents included: trail improvement suggestions (21 percent), no changes / keeping natural areas the same (21 percent), and dog oriented suggestions (16 percent).

Suggestions regarding bathrooms, bikers, and horses were also cited by a small but notable proportion of respondents.

**Exhibit 4-6  
Intercept Survey Findings  
Intercept Survey**

(What ONE change would make your visits more enjoyable?)

<b>What ONE change would make your visits more enjoyable</b>	
<b>Suggestions</b>	<b>Percent</b>
"Other" Suggestions	<b>25%</b>
Trail Improvement Suggestions (mow areas, increase trails, etc.)	<b>21%</b>
No changes / keep it the same	<b>21%</b>
Dog Oriented Suggestions (more "off leash" areas, enforce leash laws, clean up after dogs, etc.)	<b>16%</b>
Bathroom / Trash Receptacle Suggestions	<b>8%</b>
Biker Suggestion (Slow down, fewer bikers, etc)	<b>5%</b>
Horse Specific Suggestions (separate trails, clean up after horses)	<b>4%</b>
Total	<b>100%</b>

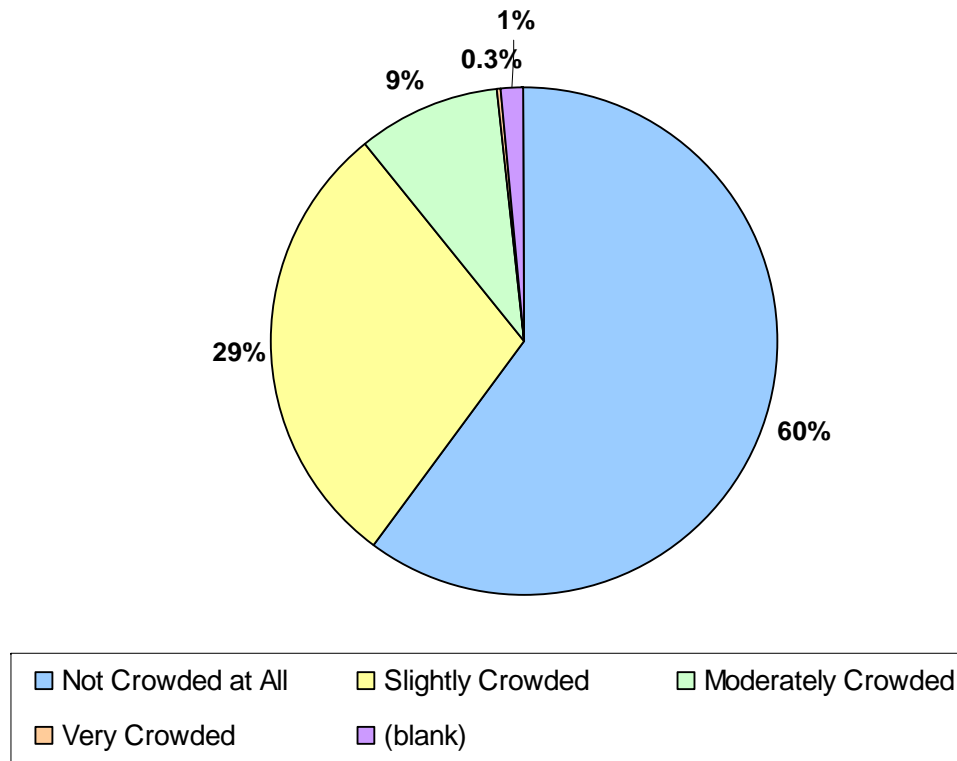
**A MAJORITY OF  
RESPONDENTS DID NOT FEEL  
CROWDED IN FORT COLLINS  
NATURAL AREAS**

Overall, 60 percent of survey respondents felt no crowding while visiting Fort Collins Natural Areas.

Another 29 percent indicated they felt slightly crowded. Less than 10 percent felt either moderately or very crowded in Fort Collins Natural Areas.

**Exhibit 4-7  
Intercept Survey Findings  
Intercept Survey**

(While visiting natural areas in Fort Collins, do you feel crowded?)





**A MAJORITY OF SURVEY RESPONDENTS HAD NO UNPLEASANT EXPERIENCES**

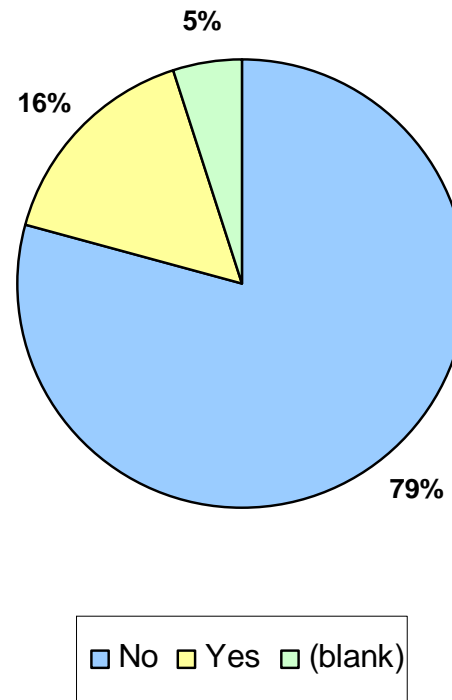
In total, 79 percent of all survey respondents had not had any unpleasant experiences in any Fort Collins Natural Areas during the past 12 months.

Even so, one in six respondents (16 percent) indicated that they had an unpleasant experience in the past year. Five percent of all respondents gave no answer for this question.

Descriptions of survey respondents' specific unpleasant experiences can be viewed in Appendix F, reported verbatim.

**Exhibit 4-8  
Intercept Survey Findings  
Intercept Survey**

(During the PAST 12 Months, have you had any potential unpleasant experiences in any City of Fort Collins natural area?)



**SURVEY RESPONDENTS WERE DIVIDED ON DOG RESTRICTION**

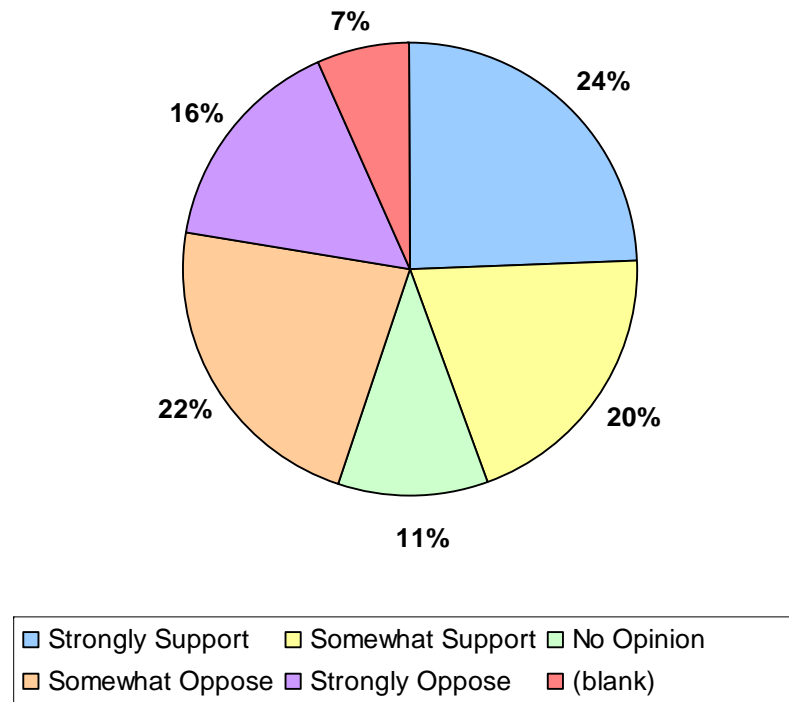
Overall, opinions towards dog restriction were mixed. When asked if they supported or opposed dogs not being permitted in a few Fort Collins Natural Areas, 44 percent of respondents either somewhat or strongly supported this dog restriction.

In contrast, 38 percent of respondents either somewhat or strongly opposed dogs not being permitted in a few Fort Collins Natural Areas.

Eleven percent of all respondents had no opinion towards these restrictions and 7 percent gave no answer for this question.

**Exhibit 4-9  
Intercept Survey Findings  
Intercept Survey**

(In a few City of Fort Collins natural areas, dogs are not permitted. Do you support or oppose this regulation?)



**DOG OWNERS AND NON-DOG OWNERS DISAGREED ON DOG RESTRICTIONS**

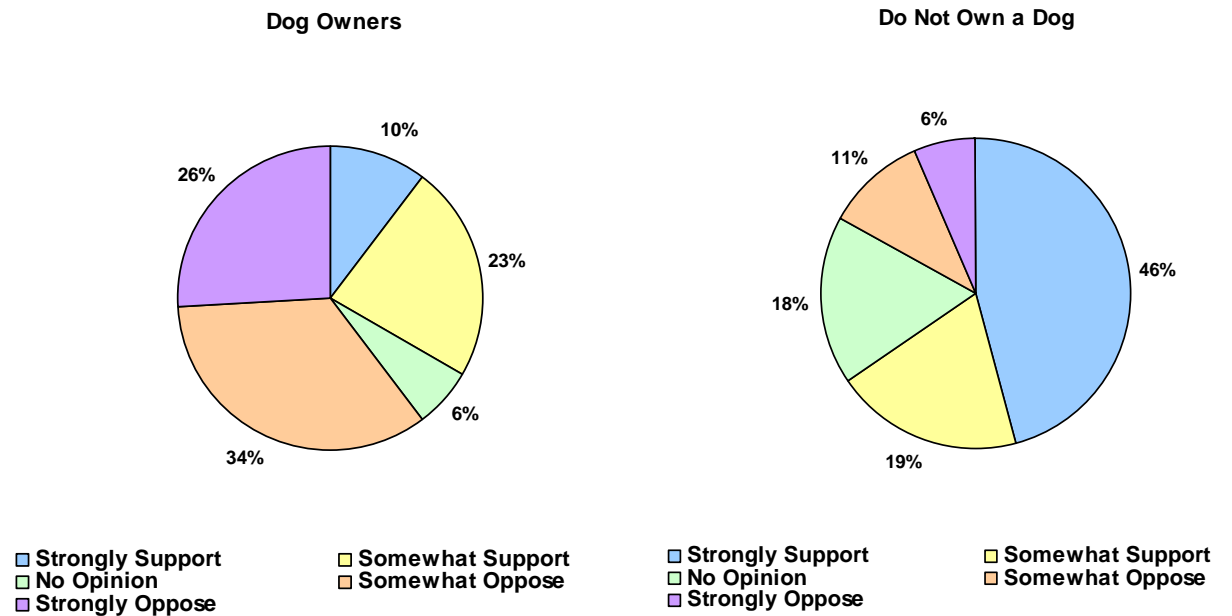
As expected, dog owners and non-dog owners had contrasting opinions towards dogs not being permitted in a few Fort Collins Natural Areas.

In general, dog owners (60 percent) were significantly more likely to oppose dog restrictions than non-dog owners (17 percent).

Similarly, non-dog owners were significantly more likely to support dog restrictions in a few Fort Collins Natural Areas (65 percent) than dog owners (33 percent).

**Exhibit 4-9a  
Intercept Survey Findings  
Intercept Survey**

(In a few City of Fort Collins natural areas, dogs are not permitted. Do you support or oppose this regulation?)



**DOG DISTURBANCE OF HUMANS AND WILDLIFE WAS MOST FREQUENTLY CITED**

Overall, the most frequently cited reason cited by survey respondents who supported not permitting dogs in a few Fort Collins Natural Areas was that dogs often disturb humans and wildlife (40 percent).

Survey respondents who favored dog restriction also gave the following reasons for dog restriction: some areas should be human only (19 percent), dog owners often to not clean up after their dogs (11 percent) and dog owners do not obey the leash law (9 percent).

See Appendix G in order to view survey respondents' full responses to question 9b.

**Note:** Only responses for survey respondents who supported dog restrictions were examined in Exhibit 4-9b (N = 74).

**Exhibit 4-9b  
Intercept Survey Findings  
Intercept Survey**

(In a few City of Fort Collins natural areas, dogs are not permitted. Do you support or oppose this regulation?)

[Please explain why you answered the way you did:]

**Please explain why you support Dog Restriction**

<b>Reasons for support</b>	<b>Percent</b>
Dogs disturb humans / wildlife	40%
"Other" Reasons	21%
Some areas should be human only	19%
Dog owners do not clean up after their dogs	11%
Dog owners don't obey the leash law	9%
<b>Total</b>	<b>100%</b>
	<b>N = 74</b>

**DOG OWNERS ENJOY RECREATING WITH THEIR DOGS IN NATURAL AREAS**

Survey respondents who opposed not permitting dogs in a few Fort Collins Natural Areas most frequently indicated that they had a dog and enjoyed recreating with their dog in Fort Collins Natural Areas (36 percent).

A number of respondents who opposed dog restriction also felt that leashed dogs should be permitted (23 percent) and that dog owners are responsible (or should be responsible) for their own dogs in natural areas (18 percent).

See Appendix H in order to view survey respondents' full responses to question 9b.

**Note:** Only responses for survey respondents who opposed dog restrictions were examined in Exhibit 4-9c (N = 61).

**Exhibit 4-9c  
Intercept Survey Findings  
Intercept Survey**

(In a few City of Fort Collins natural areas, dogs are not permitted. Do you support or oppose this regulation?)

[Please explain why you answered the way you did:]

<b>Please explain why you oppose Dog Restriction</b>	
<b>Reason Opposed to Dog Regulation</b>	<b>Percent</b>
I have a dog / enjoy being with my dog in natural areas	36%
Leashed dogs should be permitted	23%
Dog owners are responsible / need to be responsible	18%
Dogs enjoy them, need places to play / exercise	11%
General - Dogs should just be allowed	6%
"Other" reasons opposed to dog regulation	6%
<b>Total</b>	<b>100%</b>
	<b>N = 61</b>

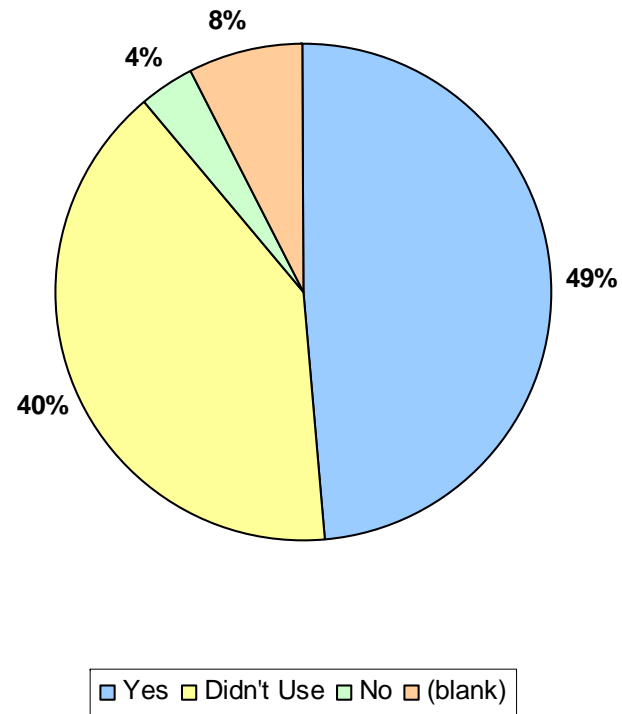
**VERY FEW RESPONDENTS  
HAD ANY ISSUES WITH  
SIGNAGE OR OTHER  
INFORMATION**

Overall, only 4 percent of all survey respondents felt the information provided on maps, brochures, or signs at the site they were visiting were inadequate for their visit.

The majority of survey respondents either felt the information was adequate (49 percent) or did not use information of this sort (40 percent).

**Exhibit 4-10  
Intercept Survey Findings  
Intercept Survey**

(Was the information provided on maps, brochures, or signs at this site adequate for your visit today?)

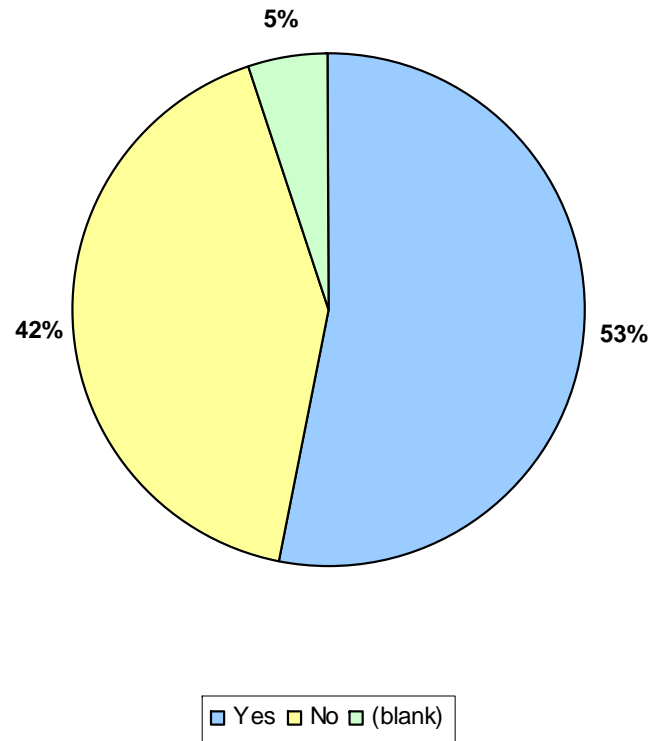


**ROUGHLY HALF OF ALL  
SURVEY RESPONDENTS OWN  
A DOG**

In total, 53 percent of survey respondents said they currently owned one or more dogs. Contrarily, 42 percent did not currently own a dog.

**Exhibit 4-11  
Intercept Survey Findings  
Intercept Survey**

(Do you currently own one or more dogs?)




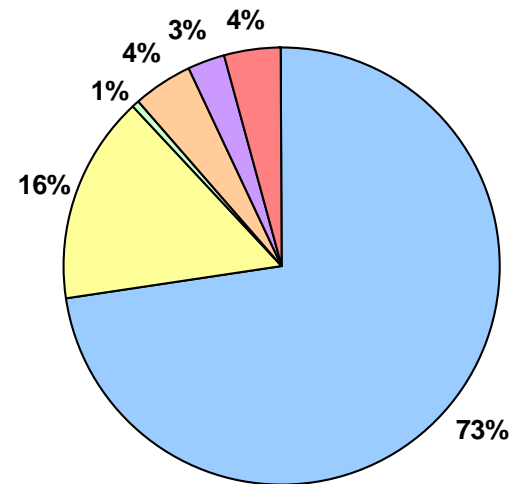
**NEARLY THREE-FOURTHS OF ALL RESPONDENTS RESIDE IN FORT COLLINS**

Overall, 73 percent of all survey respondents currently lived within the Fort Collins city limits. Another 16 percent lived in another location in Larimer County. Another four percent currently resided in Loveland.

The remaining eight percent either lived outside Colorado, in another location in Colorado, or did not answer the question.

**Exhibit 4-12  
Intercept Survey Findings  
Intercept Survey**

(Where do you currently RESIDE?)





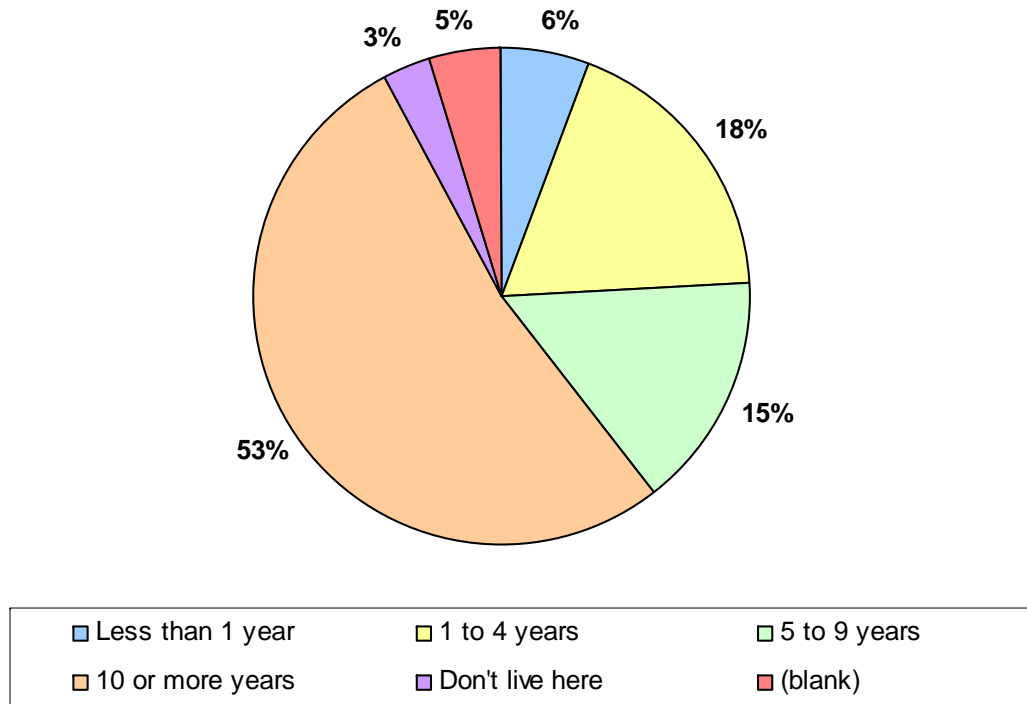
**HALF OF ALL RESPONDENTS  
HAVE LIVED IN THE AREA  
FOR 10 OR MORE YEARS**

In total, 53 percent of all survey respondents indicated that they had lived in Fort Collins, Loveland, or Larimer County for 10 or more years. In contrast, only 6 percent of respondents had lived in Fort Collins, Loveland, or Larimer County for less than a year.

Eight percent of all survey respondents indicated that they did not live in Fort Collins, Loveland, or Larimer County or did answer the question.

**Exhibit 4-13  
Intercept Survey Findings  
Intercept Survey**

(How long have you lived in Fort Collins, Loveland, or Larimer County?)



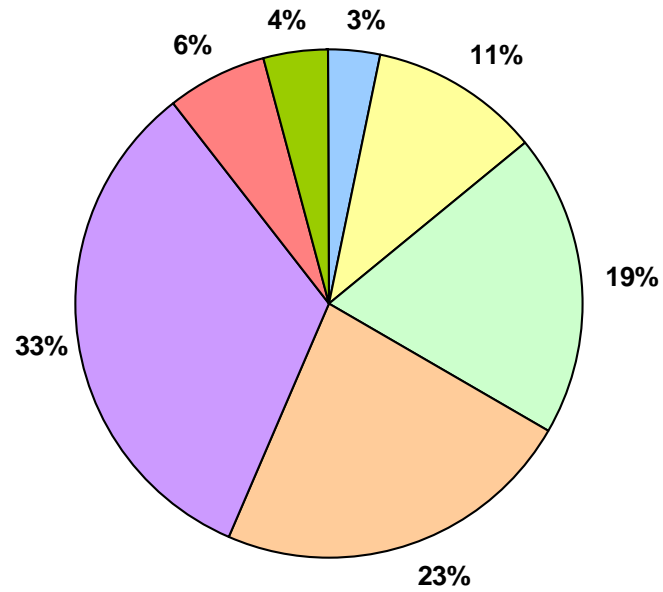
**OVER HALF OF ALL  
RESPONDENTS WERE  
BETWEEN 35 AND 64 YEARS  
OLD**

Over half (56 percent) of all respondents were 35 to 64 years old. Another 30 percent were between 18 and 34 years old.

Only 6 percent of all respondents were older than 65.

**Exhibit 4-14  
Intercept Survey Findings  
Intercept Survey**

(Which category includes your age?)



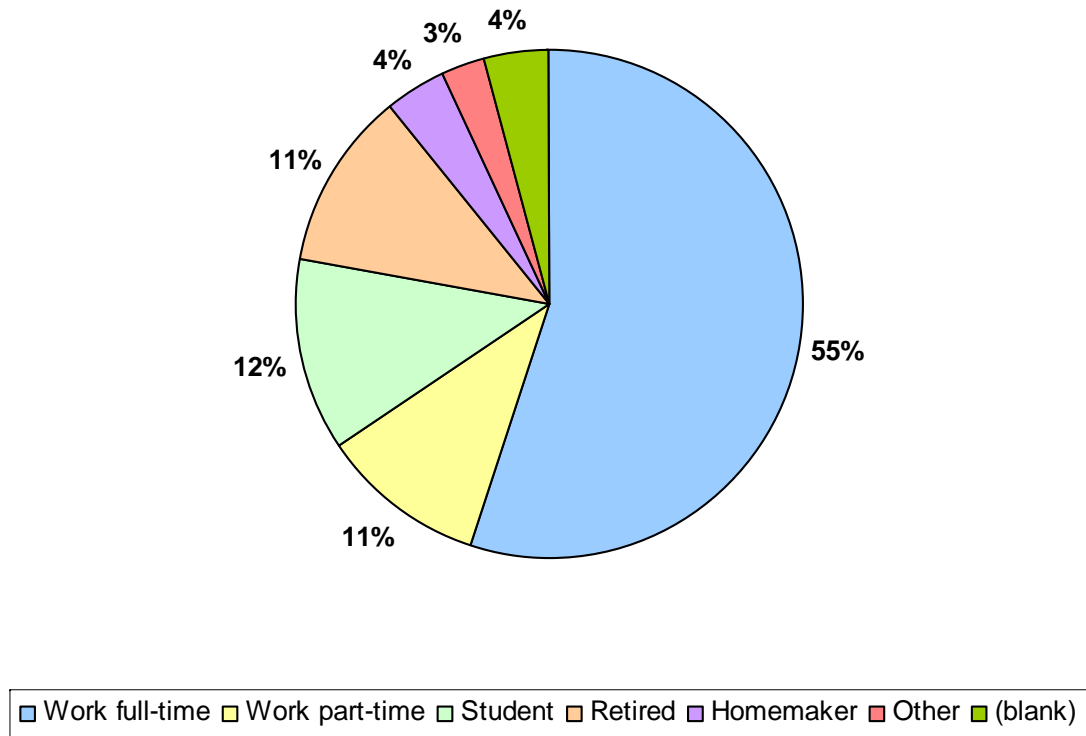
Under 18 18 to 24 25 to 34 35 to 44 45 to 64 65 or older (blank)

**A MAJORITY OF ALL  
RESPONDENTS WORK FULL-  
TIME**

More than half (55 percent) of all respondents were full-time workers. Twelve percent of all respondents were students.

**Exhibit 4-15  
Intercept Survey Findings  
Intercept Survey**

(Which best describes your PRIMARY occupation?)

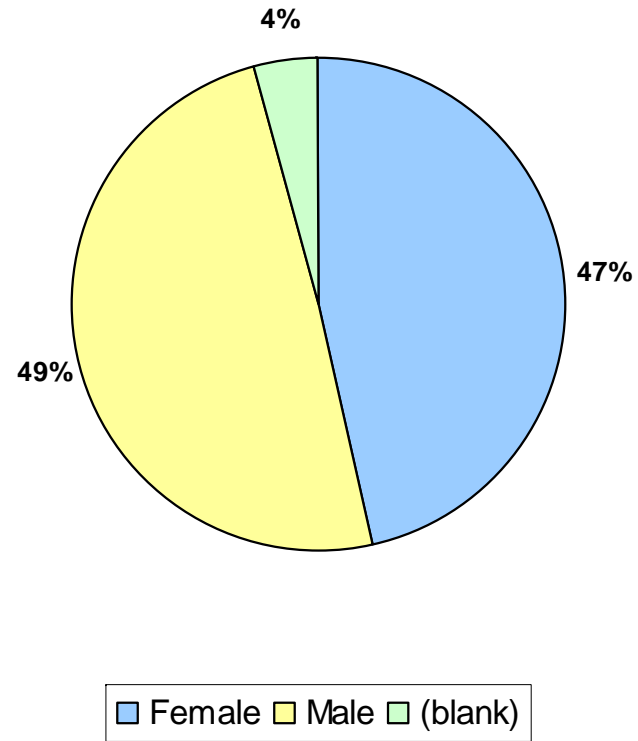


**SURVEY PARTICIPANTS WERE DIVIDED EQUALLY WITH REGARDS TO GENDER**

Overall, 47 percent of all respondents were female and 49 percent were males. An additional 4 percent did not indicate their gender on the intercept survey.

**Exhibit 4-16  
Intercept Survey Findings  
Intercept Survey**

(What is your GENDER?)



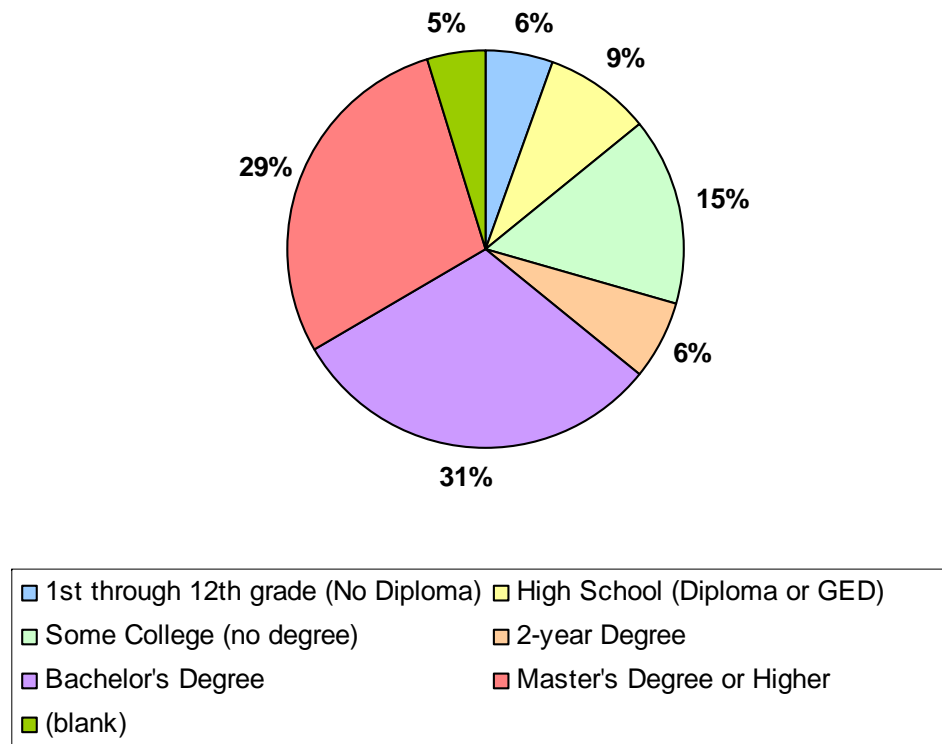
**A MAJORITY OF ALL RESPONDENTS HAD A BACHELOR'S DEGREE OR HIGHER**

In total, 60 percent of all survey respondents had achieved an educational level of a Bachelor's degree or higher. Nearly half of those hold a master's degree or higher.

An additional 21 percent had at least some college experience and only 6 percent of all respondents had not graduated from High School.

**Exhibit 4-17  
Intercept Survey Findings  
Intercept Survey**

(What is the highest level of education you have completed?)



**A MAJORITY OF FINAL COMMENTS WERE POSITIVE GENERAL COMMENTS ABOUT NATURAL AREAS**

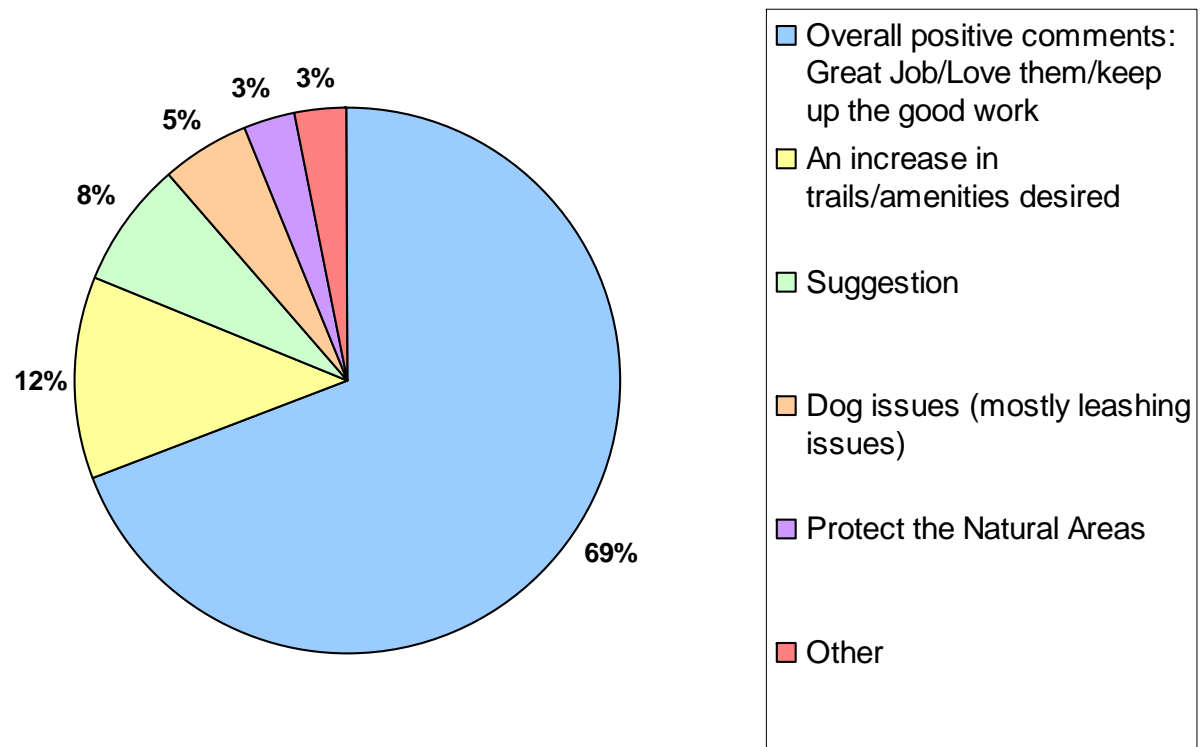
Respondents were given an opportunity at the end of the survey to provide any comments they wanted. In total, 69 percent of all final comments about City of Fort Collins Natural Areas were positive in scope (great job, love them, etc).

Another 12 percent of respondents' final comments regarded a desired increase in trails or amenities in natural areas. Eight percent of survey respondents' final comments were suggestions for Fort Collins Natural Areas.

A detailed list of all survey respondents' comments can be viewed in Appendix I.

**Exhibit 4-18  
Intercept Survey Findings  
Intercept Survey**

(What else would you like to say about City of Fort Collins Natural Areas?)



**APPENDIX A (LIST OF OBSERVATIONAL SURVEY SITES)  
OBSERVATIONAL SURVEY**

Appendix A contains the full list sites used for the observational survey. A description of each site is also provided.

Number	Site	Location of site
1	Reservoir Ridge Site 1	Located at the West Parking along the trail
2	Maxwell Site 3	Located at the East neighborhood access area (at Banyan and Prospect).
3	Cattail Chorus Site 1	Located at the Hiking trail junction at the NE section of the park. Labeled PE 17.
4	Gustav Swanson Site 1	Located on the trailhead at the South parking area (off of Linden St)
5	Kingfisher Site 1	Located on the Southeast side of the bidge/walkway on the small hill. Observer should be able to see parking
6	Springer Site 2	Located at the NW access point of Springer off of Mulberry St.
7	Pineridge Site 2	Located at the east access entrance along the trail (at the trail sign)
8	Cattail Chorus Site 2	Located on the south border of Cattail Chorus. Labeled SE 12 along the bike trail
9	Two Creeks Site 1	Located at the North/Northeastern neighborhood access point
10	The Coterie Site 2 (OMITTED)	Located at near the SE section of the park, where the East Spring Creek Bike Trail crosses the creek.
11	Butterfly Woods Site 1	From the Lions Park Parking area off of Overland Trail road hike or bike south/south east to the boarder of Butterfly Woods NA. Observe recreational users from this Northwest border of Butterfly Woods.
12	Gustav Swanson Site 2	Located in between Coy Pond West and Coy Pond East at the north end of the natural area
13	Kingfisher Site 2	Located at the southern parking are off of Timberline Rd (near Canvasback Pond).
14	Riverbend Ponds Site 2	Cherly entrance
15	Two Creeks Site 2	Located at the west access area off of Fossil Creek PKWY (West of Fossil Creek Park)
16	Maxwell Site 1	Located inside Maxwell Natural Area east of the West parking area (off of county road 23) by the Natural Area
17	North Shields Pond	Located at the trail right off of the parking area (located at the SE end of the natural area)
18	Red Fox Meadows Site 1	Located along the North access point of the natural area. Park at Prospect and Westridge and survey where the
19	Fischer Site 2	Located at the north trail junction where hike and bike path meet
20	Red Fox Meadows Site 2	Located by the South Natural Area Signpost.
21	Arapaho Bend Site 2	This is located at the trail junction 200-300 yards away from the SE parking lot
22	Arapaho Bend Site 1	This is located in the NW parking lot. Trail Junction 100 yards from parking lot
23	Cathy Fromme Prairie Site 2	Located on the trail accessed from the NE neighborhood entry/access point
24	Prospect Ponds Site 2	Located by the NW parking area where the hiking and bike trails meet.
25	Riverbend Ponds Site 1	Timberline entrance
26	Maxwell Site 2	Located at the south access point of Maxwell Natural Area
27	Salyer Site 1	Located at the Southeast trail junction inside Salyer Natural Area. Observers will enter from Legacy park into the
28	River's Edge	Located at the west access area off of Woodlawn road
29	Cathy Fromme Prairie Site 1	Located on the trail closest to the North parking area.
30	Fischer Site 1	Located at the hiking/biking trail junction at the south end of the park. Observers will enter from Rolland Moore
31	Mallard's Nest Site 2	Located at the NE corner of the natural area, where the East Spring Creek Bike Trail enters the natural area.
32	Arapaho Bend Site 3	Located at the trail junction nearest the West Parking lot
33	Cathy Fromme Prairie Site 3	Located on the trail closest to the East parking area near the Raptor Observatory
34	Coyote Ridge Site 1	Located at the main parking area (in the Southeast section of the park).
35	Mallard's Nest Site 1	Located at SW corner of the natural area (labeled SE 3 on map) on the East Spring Creek Bike Trail
36	Springer Site 1	Located east of Lemay Avenue where the bike path enters into the Natural Area
37	Ross Site 1	Located at the trail junction at the north entry point for the Natural area. Observers will enter from Rolland Moore
38	Williams	Located at the corner of Mulberry and Lemay Ave.
39	Magpie Meander Site 1	Located at the bridge just inside Magpie Natural area
40	Pineridge Site 3	Located on the trail just east of the SE parking area
41	Pineridge Site 1	Located at the NW parking area/restrooms by the trailhead sign
42	The Coterie Site 1	Located at the NE corner of the natural area, where the East Spring Creek Bike Trail enters the natural area.
43	Ross Site 2	Located at the Bridge near the South parking area of Ross Natural Area
44	Prospect Ponds Site 1	Located at the trail accessed from the South Parking are
45	McMurry Site 2	Located 100 - 200 yards west of the NE parking lot
46	Reservoir Ridge Site 2	Located at the east access point from Michaud Ln
47	McMurry Site 1	Located in the SE corner of the natural area where the trail enters from Salyer natural Area
48	Redwing Marsh	Located at the trail junction just northeast of Agape Way entrance
49	Nix Site 1	Located at maker point PE 11, on the trail just north of the Natural Area cabin



**APPENDIX B (OBSERVATIONAL SURVEY)  
EXHIBIT 2-1 – “OTHER” VISITORS**

Appendix B contains the full list “Other” visitors described in exhibit 2-1 (of the observational study).

All responses are reproduced verbatim in this appendix, with no editing of content, spelling, or grammar.

### Exhibit 2-1 (Observational Study) "Other" Visitors

- \*Activity not marked
  - 1 scooter
  - 2 kids in river by dam
  - 2 Looking @ kiosk map for Blue Sky Trail
  - 3 ladies walked from Legacy parking lot top bridge, admired our big pump and walked back the way they came. They were there for 2 minutes at the most.
  - camera on tripod w/ clipboards
  - Child in backpack
  - child in stroller
  - Child towed in stroller
  - City employee in truck
  - City guys picking up trash
  - eat lunch
  - FC workers in truck
  - frog capture/release
  - High School Cross-Country Team
  - in car talking
  - lunch
  - lunch break
  - Made phone calls in auto
  - One Child in stroller
  - One child towed in stroller
- Parked vehicle but remained in car
  - Photography
  - playing guitar
  - Playing in creek-fishing out lost volleyball
  - Ranger
  - Reading
  - Roller Skating
  - sit in shade and read
  - sitting and thinking
  - Sleeping in auto
  - This group was trying to find the Medieval Festival
  - Trikkes
  - tubing
  - use restrooms
  - wading in river
  - Wildlife photography
  - work outside
  - Xcel energy trucks

**APPENDIX C (INTERCEPT SURVEY)  
QUESTION 4 (EXHIBIT 4.4) - SURVEY RESPONSES**

Appendix C contains the full list of open-ended survey responses for question 4 of the current member survey. (*What do you enjoy about visiting City of Fort Collins natural areas?*)

All responses are reproduced verbatim in this appendix, with no editing of content, spelling, or grammar.

#### Intercept Survey – Question 4

*(What do you enjoy about visiting City of Fort Collins natural areas?)*

- A place I can walk my dog and see the different water fowl
  - Hiking with my dog.
  - Less people - dogs like natural setting.
  - Nice uncrowded area for dog walking, personal walking, etc.
  - Peaceful and away from city noise. Enjoy wildlife and watching my dogs play (they like the smells).
  - Walking dogs, riding bikes, seeing open space
  - A place to ride and run.
  - Exercise with scenery
  - Good place to run
  - I can run while my daughter rides her bike. We also like watching the birds, prairie dogs, and occasionally rattle snakes.
  - I like to jog on trails, be outdoors, see wildlife
  - Just walking
  - Natural (open)space to commune with nature and exercise
  - Place to ride and bike with little pedestrian traffic
- Running on trails
  - Running/jogging area free from traffic/pollution. Enjoy wildlife, soft running surface, trees
  - Walking away from road noise
  - Walking in the woods while not having to go 50 miles to do so
  - Somewhere nice to walk.
  - To exercise and being outside
  - Being able to fish close to home!
  - Bike single track
  - Fishing close to home
  - Hiking
  - Horseback riding on Poudre/Spring creek trails
  - Large enough to handle many different activities.
  - Maxwell-Shoreline-Michaud are (were) a world class Mtn. biking route. Irriodifications to shoreline section to wider, smoother and remove obstacles has severely degraded it for Mtn. bikes. Its now a bridle path and little more.
  - Mountain biking close to house

- Trying to find some good fishing
- The trails
- Well maintained
- Well maintained trails/links easy access/ parking
- Wonderfully done. Nice trails. Love it.
- Well maintained, nice trails
- Well marked trails. The new parking will be sweet
- They have good paths
- Trails and see the animals
- Trails are great for moderate to long trips.
- Trails both dirt for walking/hiking and cement for rollerblading. Trees at Spring Creek.
- Use of trails
- View, trails
- Awesome paths, majestic views, quietness, wildlife.
- Clean and beautiful
- Clean and not to crowded
- Clean Park, well maintained, but not urbanized your still feel like you are outside
- Clean trails, close location
- Dirt trails, no traffic
- Good trails, lots of options for length and difficulty
- Great facilities, trails in good condition

- Great trail
- I like the trail, canal
- It is clean and quiet
- Nature trails
- Nice Trails
- They are clean and well preserved
- Very clean and always in beautiful condition. Great wildlife viewing and finshing opportunities
- That they are natural
- The animals sounds
- View Wildlife, sunsets
- View/wildlife
- viewing wildlife and flora, being able to get away without traveling too far.
- Wildlife and scenic areas.
- Wildlife and senery
- Wildlife, free-flowing river
- The lake - wildlife - fresh air nice area to hike
- The wildlife is cute and I like that this isn't completely a city, but still natural.
- Trees, oh the trees!
- See animals and birds
- seeing the natural habitats and animals in them. Being able to be in it.

- Being outdoors
- Being outside
- Birds
- Enjoy the wildlife and views
- Fresh air, mountains and clouds, everything
- Fresh air, paths, beauty, wildflowers
- I love the prairie and to have the mountains. The background is inspiring! It's "soul food"
- Lots of space and wildlife viewing
- Natural and still well maintained
- Nature vs. urban parks
- Nature's calibration for the spirit
- Observing nature, getting away from crowds. Clean and well maintained.
- Outdoors
- Outdoors - access to wildlife
- Outdoors, natural setting, dirt trails, away from crowds, out with wildlife and nature.
- plants, vistas, quiet, exercise
- River, trees, animals, solitude (sometimes)
- Access to native plant communities, combination of paved and dirt paths.
- Country beauty and serenity with easy access
- Beautiful environment, good workout.

- scenery
- Scenery, Quality of trails
- Scenery, well-kept, safe
- The beauty and serenity of the Foothills, nice breeze and viewing the wildlife
- The beauty, escape, outside, exercise etc.
- The pristine beauty
- The scenic beauty - wild life - peace fullness of being out doors
- The view
- They're beautiful and well maintained
- Views, Scenery
- Escape from traffic - great place to walk the dog, easy close area
- Feels out of town Love Pineridge too.
- Frequent solitude/scenery
- Meet other people and very relaxing and wildlife
- Nice to get out of the city
- No cars; nature
- No traffic to contend with
- Time and space away from cars, views, wildlife
- Very few people
- Get away from city, scenery, wildlife, fresh air exercise

- Get out of town, exercise, fresh air
- Getting away from people
- Getting away from the concrete and pave
- Getting out of city atmosphere
- Getting out of the city, seeing birds and animals relaxing , getting exercise.
- Getting out/great weather
- It's quiet. Peaceful and no traffic
- It's tree, beautiful, natural, zen-like, relaxing
- Its very peaceful
- Peace and quiet relaxing
- Peace, nature, wildlife
- Peace, serenity - wildlife
- Peaceful
- Peaceful trails
- Peaceful and quite , dirt trails
- Peaceful, not the chaotic environment you deal with all day.
- Peaceful, Quiet
- Peacefulness
- Peacefulness, beauty, getting away from noise and trash, being in nature.
- Place to relax and exercise
- Quiet and relaxing

- Quiet time, relaxing, exercise
- Quiet, wildlife
- Quiet, wildlife, plant life
- Quiet, wildlife, sunsets
- Quite
- Relaxation, wildlife, exercise
- Relaxing
- They are vary relaxing and fun to watch the wildlife
- Close Access Natural Beauty
- Close and easy to get to but feels like you leave the city behind
- Close to downtown - out door
- Close to our home. Not crowded.
- Close to town - good trails
- Convenient as not too many people
- Proximaty
- Proximity to my house (FTC) and work
- Proximity to town - multi use trails
- The area is close by and easy to get to
- The locations, the upkeep of the trails.
- Peace close to the city
- Available open areas as opposed to built up places
- I like the preserved open spaces.

- Open space!
- Open spaces
- Open spaces, bike trails
- open spaces, wildness
- The open space
- The open-air feeling - like being far from the city without needing to go far to get there.
- The open-ness and the peaceful surroundings
- Everything

- Everything trails, air, flora and fona
- Friendly people, beautiful scenery, dog parks, nice trail, water
- Pedestrian friendly - well maintained. Peaceful! No motor vehicles
- Safety, nature, trails
- Spending quality family time. Great place to run and ride bikes.
- The existence of them
- Variety, proximatry



**APPENDIX D (INTERCEPT SURVEY)  
QUESTION 5B (EXHIBIT 4-5A) - SURVEY RESPONSES**

Appendix D contains the full list of open-ended survey responses for question 5b of the intercept survey. (How would you rate your overall satisfaction with the natural areas you have visited? **Why did you rate them that way?**)

All responses are reproduced verbatim in this appendix, with no editing of content, spelling, or grammar.

### Intercept Survey – Question 5b

(Why did you rate them that way?)

- They are well kept
  - They're nice and well kept.
  - They're not trashed
  - Very clean and well maintained. It's nice that nature doesn't take a back seat in Fort Collins.
  - Well kept
  - well maintained, diverse terrain, options in difficulty
  - well maintained, clean
  - Well maintained, open space, love
  - Well maintained, very accessible
  - Well maintained, very scenic
  - Well maintained, wide selection of areas
  - Always clean, clearly marked, beautiful
  - Always seem clean and well kept.
  - Beautiful and cared for
  - Clean
  - Clean - controlled
  - Clean and Uncrowded
  - Clean/safe
- Generally kept clean and the mosquitos kept to a minimum
  - Kept up nicely (except for overgrown grass on CFT) people who use them are usually pleasant and respectful. Nice to have them so close to where we live.
  - Nicely maintained, plenty of trails, water features
  - Nice bathrooms
  - Pristine nature, no litter, not a lot of people, close to my home.
  - Same as #4 well kept - not many towns care about such things - also like having pop bags.
  - Scenery, well-kept
  - Because they are well maintained and clean
  - I think this area is maintained pretty well - clean
  - No fees, easy access, good maintainance.
  - Access, parking, road noise re issues at some
  - Accessible, clean, not overused.
  - availability
  - Close to downtown - outdoor trails and safety

- Close to home
- Close to my home - love walking
- Easy access and usually not too many people. Tend to go when there are less people
- Easy access, wildlife, good trails
- Happy with view, easy access
- I enjoy the trails being close to home
- I have enjoyed fishing them every time I go
- Pretty enjoyable
- Satisfied
- Satisfies #4 nicely convenient.
- They are a great, well kept area for exercise and fun.
- They rock
- We regularly visit and spend time here. Most users respect the rules and regulations. Well maintained.
- Because I enjoy it and it is a beautiful area, lots of nature and great trails. I am an outdoor person now.
- Because I think they are great
- Because its natural
- Because its rad. I love the outdoors
- I always leave with a happy and positive mood
- I enjoy being outside and the scenery in CO is beautiful. My only complaint is the leash laws.
- I enjoy my time in them - trash free, gentle trails

- I enjoy them immediately
- I feel refreshed afterwards, love seeing the wildlife
- I had a good time on my hike today
- I like nature
- I like nature and a nice sunny day.
- I like the view and open space.
- I like wild-life and quiet nature.
- I love Nature and Water
- I love walking in the natural areas!
- I make good use of them.
- I truly enjoy them.
- I use and enjoy them almost daily.
- I use them to run and walk and the paths for doing this are well maintained.
- Just appreciative of having it.
- Love the riding see below
- 20 mile bike path/single track loops
- Always been happy with up keep
- There are miles and miles of trails so I'm never bored.
- Trails are clear, maintained, challenging for exercise
- Trails are greaat and clean
- Trails are well maintained. River is beautiful.

- We have the most excellent trails of any city in America
- Fort Collins has done an awesome job with trails - what a great way to "get out of the city" get some exercise and enjoy the beautiful scenery and wildlife.
- Friendly Rangers and great upkeep of the area
- Good trails
- Great diversity, great trails, relatively low use (not crowded)
- Great Trails
- Horse trails are great! Beautiful river and scenery. Fellow hikers and bikers are friendly.
- Lots of trails
- Love the new trails added this year immensely.
- There was nothing that I didn't like
- They are a great place to get away
- They are comfortable and easy
- They are nice.
- They are quiet and well priced
- They are wonderful and lush
- Very cool and relaxing
- Very enjoyable, relaxing, beautiful
- Very nice.
- We're very lucky to have such an extensive network of trails. I try to walk 4 miles a day various places.

- Step above to Texas
- The area is beautiful
- Beautiful river etc.
- Because as far as I am concerned they are as good as they can get.
- Because I like the area.
- Because of wildlife, soft running surface
- Because they are all relaxing and quiet
- Enjoy the quietness of the trail
- Enjoy the variety and different experiences
- Feel very fortunate to live near an area like this where
- Gives me an opportunity to walk in an open natural area without any hassles.
- Glad the city acquired the lands
- Great place for nature
- I am glad the city has resources to keep land open for the public to enjoy
- I am pretty satisfied - would like to see more
- I can't think of how to improve them.
- I didn't find any other place the same.
- I'm just glad they are around
- It was a beautiful day
- It works well
- Lots of space with few people

- Lots of trees, and water.
- Much better than back home in PA
- Nice scenery, good place to walk dog, not over crowded
- Nice variety of terrain.
- Nice way to walk my dogs and watch wildlife
- No comparison
- No problems
- Not crowded/river/shade trees
- Outstanding place to hike
- Quiet, pretty area.
- So far people are keeping them good and respecting the rules
- Because I feel there are too many restrictions
- Because of too many people, horses, and motor boats
- Concerned about trail/area closure.
- Could be more trash cans
- Doesn't seem well kept
- Dog owners need to clean up, but so do horse owners
- I think too much is not always a good thing
- I would like to see more trails
- It's hard to raise money and keep them that way
- Leash laws are unreasonable and fees are stupid. Build one less fighter jet and have free use.

- litter
- More river trails
- Need better quality fishing with additional habitat and more enforcement of regulations. Consider at least one catch and release pond.
- Need to make sure there are dirt trails next to the paved trails. My knees won't last on pavement - I'm 60 years old
- Rough and Rocky trails not well maintained. Prairie dogs ruin landscape, grass and carry disease.
- Seems like all the fun riding trails get closed to bikers
- Some areas worn down on trails
- Some of the trail closures
- Some of them are getting overused and looking worn down. Being "loved to death" I guess.
- Too many of users abuse the areas
- Trails need some graveled areas for inclement weather use.
- Unannounced trail modifications have ruined the quality of shoreline
- Would enjoy some more technical trails
- Areas are enjoyable spots to get away from suburban, semi-urban life
- Because we need more of them
- Especially since there are more conservation areas
- General maintenance

- Horse friendly
- It seems they are very protected.
- Left Natural
- Like as they are. Keep southeast corner trail - it's the best!!

- Native vegetation retained
- No problems except looks like development
- See above.
- The way they are laid out - via walking paths
- Wish tax dollars paid for entrance fee

**APPENDIX E (INTERCEPT SURVEY)  
QUESTION 6 (EXHIBIT 4-6) - SURVEY RESPONSES**

Appendix E contains the full list of open-ended survey responses for question 6 of the intercept survey. (*What ONE change would make your visits more enjoyable?*)

All responses are reproduced verbatim in this appendix, with no editing of content, spelling, or grammar.

### Intercept Survey – Question 6

(What ONE change would make your visits more enjoyable?)

- No changes needed.
  - None
  - Nothing
  - Nothing - just keep evaluating, sensible changes like the recent Horsetooth Rock site etc.
  - Doing good, maybe more areas.
  - Nothing come to mind
  - Nothing, I love it! Open come more trails!
  - Can't think of anything
  - Can't think of one - I love it.
  - Don't charge anything
  - Fine
  - I don't think anything.
  - Keep the way it is.
  - Keep up good work - keep adding space to keep up with population.
  - Can't think of specifics - sometimes when roller-blading bridges and asphalt can be a problem.
  - A "voice command" dog park - like Boulder
- Off leash area with pond for dog swimming.
  - Off leash days for dogs.
  - Wish you would allow dogs at Coyote Ridge and other areas that are restricted
  - Too many unleashed dogs. Dog owners not picking up after their dogs.
  - Allow dogs off leash if under voice command
  - Because I have dogs. Maybe more trash receptacles along the way.
  - Enforce leash laws
  - Have more "off leash" areas for dog walking
  - Have pet-owners keep pets leashed, a few more trash cans (or something) for trash dog waste, etc.
  - I wish everyone would keep their dogs on leashes. Open up the top closed off section of Pineridge. The protected plants do not grow on the trail.
  - I wish more people would clean up after their dogs.
  - If people would pick up their dog's waste
  - Less Strict about dogs (on the less-busy trails up along the dams)



- The lwash laws. I have well behaved mellow dogs. It would be more enjoyable for us if they could walk on their own.
- More places where dogs can play off leash
- More water (pond and streams) in the dog parks
- More garbage can for dog poop bags
- More rest rooms.
- More water fountains
- Restroom
- Restrooms
- I don't like the prairie dogs; cleaner restrooms
- Bathrooms
- Better trash and litter removal at Pineridge/Dixon Reservoir
- Here (CFP) a bathroom facility.
- Invite Natural Areas to install permanent toilets at parking area. The portable is nasty and smells and is unsightly.
- A few more benches for sitting
- Better fishing, interconnect trails
- Better trail heads
- Better trail maps!
- Better usage between walkers and bikers. Walkers tend to take up the whole road on occasion.

- More hiking trails with loops - not there and back. Mountain bike safety enforcement.
- More natural trails, less streets and cars.
- More trails
- More trails because the trails are very good otherwise
- Mow a bit along either side of trail/cement
- Mow the sides of the CF trail more than once during the summer (like 2x month) during snake season. They love to hide in the grass next to the trail.
- New trails
- Old "A " trail being reopened
- Open some more trails for cycling
- Perhaps some water stations if possible, along the upper trail
- Somehow create water stops maybe at the trail heads.
- The paved bike trails are now being made too wide so that runners and horses are forced to be on concrete, which is not particularly good for either.
- Trail that goes around all of horsetooth
- Cut down the weeds and tall grass
- Doesn't seem well kept
- Increased skill level of trails
- Interconnect all trails bike or walk paths
- Keep trails open
- More clean-up on trail during ranch season

- Learn the challenging single track that way. Create separate easy trails for users that want those!
- Limit trail closures
- Make sure to keep the grass mowed low about 2-3 inches on each of the trails. This makes it easier to spot snakes.
- More clarified maps of area - what it connects to (see Platte River Trail signs in Denver)
- Fewer mountain bikers - nearly getting runover sometimes. Definitely takes away from the "slowing down and getting away from all concept.
- Fix ruts
- Get rid of some bikers. The bikers tend to overuse and wear out trails. If the route gets to bumpy they just widen the trail
- Less people and machines
- Slower mountain bikers!
- Enforce horse riders to clean up the horse pies on the trail! If do owners have to clean theirs up - whats the difference
- Horse back riders required to clean up after their horses
- Less horse manure.
- More horse trails - separated from bike, skateboard traffic
- Bigger area with more animals
- Bigger areas and more of them.

- cleaner
- Closer to my home not having to drive
- Coming back on the spring or summer
- Don't know
- If I was in better shape.
- If they let the river fun free
- If they started stocking fish
- make more natural areas
- More area's and larger areas.
- More enforcement presence
- More fish
- More fish in Poudre River
- More fishing opportunities.
- More grounds cleaning
- More open space
- More space, all spaces in city and county open to pets.
- more trees
- NA
- No rangers
- OHV access
- Open 24 hrs. a day for fishing.
- Prospect entrance open!
- Reduce the prairie dog count at CRN

- Remove prairie dogs
- see 5 b
- Stock larger fish

- Warmer swimming water.
- Water access at Parking or Gathering area
- Water stops

**APPENDIX F (INTERCEPT SURVEY)  
QUESTION 8 (EXHIBIT 4-8) - SURVEY RESPONSES**

Appendix F contains the full list of open-ended survey responses for question 8 of the former member survey. **(During the PAST 12 Months, have you had any potential unpleasant experiences in any City of Fort Collins natural area?)**

All responses are reproduced verbatim in this appendix, with no editing of content, spelling, or grammar.

### Intercept Survey – Question 8

(During the PAST 12 Months, have you had any potential unpleasant experiences in any City of Fort Collins natural area?)

- A creepy-looking guy followed me for a few minutes. Bearded, older, rough. She also mentioned she avoids GSN because of the people that hang out around there.
  - Bike riders going through tunnels while horses are in them.
  - Do wish dog owners would be more responsible - control their dogs and pick up waste.
  - Dog ticket
  - Dog ticket at McMurry
  - Dog waste... even on paved trails
  - Dogs not on leash, keep them on leash
  - Dogs off leash
  - Felt like we were being followed on north Poudre trail (don't know if that's considered a natural area) by two men who appeared out of nowhere and we were concerned they wanted to rob us. We go off the trail until they passed us.
  - Guy went psycho on us about our dog
  - Horse pies on trail. Bike riders are not considerate and about to run you over
  - I don't like seeing rangers. Just let people enjoy.
- I fell and hurt my leg.
  - I found a sign that said this area is under servelence.
  - Joggers don't give way to horses
  - Just getting startled by rattle snakes and that's ok - they were here first.
  - Just overnite camping - 2 crackheads around parking area.
  - Late night parties naking noise around midnight on weekends in the summer.
  - Loose dogs - rereley
  - Motor boats while I'm kyaking in the resiovoir.
  - Mountain bikers sometimes are aggressive/inconsiderate. People with dogs off leash.
  - Nothing major - just a few mountain bikers who pass dangerously fast.
  - Occasional dog poop lift on the trail
  - One creepy guy in the bushes bothering passerbys.
  - Only the trail modifications. All visitor to visitor experiences have been positive
  - People being rude and not respecting the land.
  - Rattlesnakes - any chance of getting rid of them?

- Rude runners
- Some drug use. Early morning creepy guy in black sports car. (This guy is a repeater)
- Someone walking his pittbull unleashed
- Sometimes transients downtown

- Too many closed trails, re-route trails
- Worry about snakes at Cathy Froome - could mow sides better. I got a ticket for no day pass at Horsetooth. It seemed unnecessary to have to pay.

**APPENDIX G – INTERCEPT SURVEY  
QUESTION 9B (EXHIBIT 4-9B) – SURVEY RESPONSES**

Appendix G contains the full list of responses to Question 9b of the intercept survey? **(Please explain why you answered the way you did [SUPPORT dog regulation])**

All responses are reproduced verbatim in this appendix, with no editing of content, spelling, or grammar.

**Intercept Survey – Question 9b (Exhibit 4-9b)**

**(Please explain why you SUPPORT dog regulation)**

- Just that people should be able to be in areas where dogs are not chasing / scaring off wildlife
  - may disturb wildlife, there are dog parks in Fort Collins
  - Not all people like dogs. They should have some trails they can go to where they won't be bothered by them.
  - Not everyone loves dogs.
  - Not everyone loves dogs. Some owners do not keep them controlled even on a leash. Dogs can be dangerous to children.
  - Potential danger to dog and trail user
  - Running loose
  - See more wildlife without dogs and while some areas can permit dogs many shouldn't
  - Some areas have sensitive vegetation and animals that don't need dog traffic.
  - Some breeds are inherently more aggressive to strangers, and many dog owners don't pick up after their dogs.
  - Some people don't like being around dogs.
  - They are annoying and unpredictable.
- They chase wildlife.
  - Too many dogs in one area can have negative impact on wildlife, plants, terrain.
  - Dangerous for bike riders. Dog feces. Disturb prairie dogs.
  - Depending on the natural area species - dogs aren't always compatible.
  - Dogs can be intimidating.
  - Dogs can sometimes be a disturbance to natural areas
  - Dogs especially dogs off leash, disturb wildlife and other users.
  - Dogs off leash (even if they aren't supposed to be) harass wildlife and sometimes people. Plus some irresponsible owners don't pick up poop.
  - Don't like being around loose dogs (and their clueless owners) or dog poop or dog fights.
  - Give the wildlife some rest. Keep dogs on leashes where and when permitted.
  - I support it because it gives the people that are scared of dogs a place to hike.



- I understand that not everyone wants to be confronted with a dog while out or that the nature may not be able to handle dogs.
- If the area is for wildlife viewing only, dogs may disturb
- It interferes with trail walking when dogs have to be reigned in.
- It is nice to have these areas to walk dogs, but dogs lessen wildlife sightings even when on leash.
- People do a mediocre job of policing after their dogs. They represent risk when many people around.
- Nice to provide some dogless areas to protect wildlife and for those who are not crazy about dogs.
- I can understand why. I just wish people would respect the leash law more than they do.
- I don't mind dogs on leash, but inconsiderate owners let dogs off leash - leads to chasing wildlife and "poop landmining"
- If they are responsible and keep them on a leash
- Many dog owners do not obey leash laws
- Many not leashed, deposits, disturbed
- People do not follow the leash law.
- Because sometimes we see dog-droppings
- Don't want to step in dog feces
- I don't like when pet owners don't clean up after them.

- I have a dog, but not everyone picks up after their dog, so having a few where they are not allowed is fine.
- If people pick up after them
- Not enough clean up.
- People can be careless
- People don't clean up after their dogs.
- Poop and unleashed
- Some people don't like to clean up after their pets.
- Unfortunately a lot of dog owners don't "pick up" after their pets and I think dogs would disturb the natural area.
- As long as there are areas where dogs can go, it's appropriate to have areas "dog-free".
- Certain places they will do more harm
- I don't always bring my dogs - it's nice to have a dog free place for kids.
- I have a dog but understand some areas might not be able to handle a ton of dogs.
- I have a dog who is now too old to do a lot of park time with us but can respect that some animals need dogs out of the way.
- I love dogs - they don't belong on Coyote Ridge
- I understand the reasons but I have a dog and love walking her in the natural areas. I appreciate limiting the no-dog areas.

- It's a good way to do things. There are plenty of places to take your dog, so lets have a few people-only places.
- Need to have both
- Protecting area for Natural life, so I don't take my dogs
- Some areas don't need dogs
- Some ok
- Some places without dogs would be good
- Sometimes it's nice to be dog free, sometimes not
- Also should have "voice command" parks
- As long as they are controlled it's ok
- Dogs enjoy natural areas too.
- Dogs have no place in Natural Areas

- I am not a dog owner - but I don't mind if people have
- I have a dog and think most dog owners know their dog's potential
- I have dogs and like to take them places
- I like dogs
- I walk my dog here.
- I'm not a dog owner
- Love animals.
- See 8b comment
- Some areas would be great for a dog!
- We need a place in the city to walk your dogs

**APPENDIX H – INTERCEPT SURVEY  
QUESTION 9B (EXHIBIT 4-9C) – SURVEY RESPONSES**

Appendix H contains the full list of responses to Question 9b of the internal survey? **(Please explain why you answered the way you did [OPPOSE dog regulation])**

All responses are reproduced verbatim in this appendix, with no editing of content, spelling, or grammar.

**Intercept Survey – Question 9b (Exhibit 4-9c)**

**(Please explain why you OPPOSE dog regulation)**

- I am a dog owner
  - I am a responsible dog owner and think I should be able to have her around
  - I have a dog
  - I have a dog and I would like to bring her with me at times.
  - I have a dog and she loves the natural areas.
  - I have a dog and she's my outdoor companion
  - I have dogs and like to take them with me.
  - I have two dogs and want to run with them at Coyote Ridge
  - I have two dogs that I like to walk
  - I like to have the dog along for personal safety.
  - I love dogs
  - I love dogs.
  - I love to hare hiking with my dog.
  - I'd love to bring my dog up hiking.
  - Own 2 dogs.
  - We always like to take the dogs - always leashed
- Would like wife to be able to walk with dogs. Do not understand why dogs are allowed some places and not others.
  - Because I have 2 dogs that go everywhere with me.
  - Because I own a dog.
  - Dog owner
  - Dog owner enjoy taking dogs with me.
  - dogs on leash are not a big impact
  - Dogs on leash are not a problem
  - Dogs on leashes should be allowed
  - I have a lot of friends with dogs - if people clean up after themselves and dogs are on a leash it should be encouraged.
  - I own 2 dogs, however leash laws should be strictly enforced.
  - If on a leash it could be allowed
  - If the pets are leashed and stay on trail it is okay.
  - Leased pets shouldn't be a problem.
  - ok as long as leashed

- On leash should be allowed
- Own dogs. Loose dogs can be a problem - strict enforcement of leash law is working
- We keep our dog on leash and respect wildlife
- Because dog enjoy thm so much
- Because it is good for their health as well as ours.
- Dogs can appreciate something like this more than humans are generally capable of.
- Dogs need exercise - but I wish owners were more faithful at picking up after them.
- Dogx need to run too.
- I like dogs and they should be able to have fun too
- It's the earth let them use it!
- As long as people clean up after their dogs I don't have a problem with it.
- Because people are not stupid, we know how to supervise our dogs
- Dogs are great, its dog owners that need training. I've never had a problem,...not a dog owner.
- I make sure my dogs are well behaved. Don't bother people or wildlife while running.
- I think they should be allowed if we can take responsibility for them.

- If dog owners are responsible, the dog poses no problem to others or the wildlife
- It should be the owner's responsibility for their dog.
- My dog is very peaceful and listens well.
- My dog is well behaved and I clean up after her.
- Responsible dogs and owners make dog walking no problem.
- Responsible people should be able to have dogs on trails.
- Cause dogs are fine
- Dogs ok - non leash!
- Just think they should be allowed
- Why can't they be allowed in those areas
- Would like to have dog access to more areas.
- 1
- Dogs in the water chase the fish away
- How about a special day for pets.
- If horses are allowed so should dogs.
- Would hate to get to one with my dog and thn find out.

**APPENDIX I – INTERCEPT SURVEY  
QUESTION 18 (EXHIBIT 4-18) – SURVEY RESPONSES**

Appendix G contains the full list of responses to Question 18 of the intercept survey? **(What else would you like to say about City of Fort Collins natural areas?)**

All responses are reproduced verbatim in this appendix, with no editing of content, spelling, or grammar.

## Intercept Survey – Question 18

(What else would you like to say about City of Fort Collins natural areas?)

- Add more!
  - Keep expanding as is being done.
  - Keep them coming - great features
  - Need more of them.
  - Need more trails esp. North of Town
  - The more the better.
  - We need more of them! Need more water in Riverbend Ponds
  - We need more than are at risk to being bought out by developers - residential communities
  - Would support additional tax to continue maintenance and acquire more natural open areas.
  - ...more with bike trails. There is a lot of area that could support more users. People come here to ride these trails - support that!
  - Don't make it cost anything. Keep rangers out!
  - Keep them open to runners and dogs on leash.
  - Let me ride my dirtbike here
  - Let the river run free
- Please open some down-hill trails like the old triangle trails
  - Rattlesnake education would be a great idea.
  - Enforce dogs off leash
  - I want to see a place where prairie dogs are welcome.
  - Please don't restrict dogs in any more areas
  - RBP - dogs off leash bothering fisherman and scaring fish.
  - Keep them as they are and never let them be demolished.
  - Never take them away!
  - Please protect and expand them!
  - Nothing
  - Trail improvements made it too easy, less challenging.
  - Would be sweet to close road access to some of the parking areas. Deter meth useage at nite.
  - A wonderful resource that is well-used by your public. Keep it up. Makes a non-resident want to live here.
  - City has done a great job.

- Doing a great job.
- Everything so far is nice
- Feel privileged to have so many great natural areas. Feel we can never have too many. People need a place to get away from the city, their jobs, problems, etc.
- Feel really lucky to live here and have the areas to enjoy.
- Glad we have them.
- Good job
- Great place to go! Thank you for sharing.
- Great
- Great job and great experiences
- Great Job!
- Great Places
- Great places to walk and relax.
- Great!!
- I can't wait to explore more.
- I like them.
- I love it!
- I love that Fort Collins gave us this area.
- I love that we have them!
- I love them and use them all the time.
- I love them.

- I think Fort Collins is rad. I'm not from here and it's the best place ever.
- I think they are great and needed.
- I think they are great!
- I'm glad to see Ft. Collins invests in open space and natural areas.
- Keep it up - great job!
- keep them all!
- Keep up the good work!
- Keep up the good work.
- Keep up the good work. Want access to Red Fox Meadows from Ridgeway Rd.
- Keep up the great environmental work!
- Like them. Thanks
- Love It!
- Love them!
- Makes our city great!
- Provide variety of experiences.
- Really appreciate.
- Sweet
- Thank you
- Thank you City of Fort Collins - don't decrease funding



- Thank you so much for these great trails. Do you have maps on line to download similar to the maps at the trail head for Blue Sky?
- Thank you!
- Thanks for the clean bathrooms.
- Thanks for the good work, keep it up!
- Thanks for the open spaces!
- The fields west of Taft between LaPorte and the City of LaPorte are the biggest, best strongholds of beauty in the Fort. Portect them!
- They are a big draw for the city and makes it a nicer place to live.

- They are great - well maintained and pleasant.
- They are great, very enjoyable and well kept.
- Very great, thanks to all who work hard.
- Very satisfied.
- We love them and hope they continue to be well maintained. They are a agem for a city and part of why we're "#1 to live in"
- Well done
- You are dong a great job!

**APPENDIX J – OBSERVATIONAL SURVEY  
DATA COLLECTION FORM**

Appendix J includes a copy of the data collection form used for the observational survey.

### Ft. Collins Natural Area Data Collection Form

Day/Date: \_\_\_\_\_ Time: Beginning \_\_\_\_\_ Ending \_\_\_\_\_ Site: \_\_\_\_\_  
 Observer's Name (please print) \_\_\_\_\_ Entry Points Observed \_\_\_\_\_

**Instructions:** Place enter a number or make a mark (x or √) in the corresponding box for each group that you see entering a natural area from your vantage point. Please make sure to keep the mark within the box boundaries so it is not confused with adjacent boxes. Each row represents one “group” that is entering the area. A “group” may be only one visitor or a group of visitors. Record all visitors who enter the natural area boundaries during your observation period. Do not record people already present when you begin your observations and do not record people exiting the area. *Examples: a woman with two children enters the site walking on the trail with a dog on a leash. For that group, the number of adults to be entered is 1, the number of children is 2, number of dogs on a leash is 1, and the activity to be marked is walking. If the next person entering the site is a man on a bicycle, the number of adults to be entered is 1 and the activity to be marked is biking. You may use multiple pages if necessary.*

GROUP #	ENTER NUMBER				CHECK IF ANYONE IN THE GROUP IS INVOLVED IN THIS ACTIVITY/ACTION									
	Number of people in group		Dogs		Activities									
	Adults	Children	On Leash	Off Leash	Hiking / Walking	Biking	Jogging	Horseback Riding	Skateboarding / Rollerblading	Wheel-chair	Fishing	Boating	Camping/ Loitering	Other
# 1														
# 2														
# 3														
# 4														
# 5														
# 6														
# 7														
# 8														
# 9														
# 10														
# 11														
# 12														

**APPENDIX K**  
**INTERCEPT SURVEY INSTRUMENT**

Appendix J includes a copy of the Intercept Survey Instrument used in the study.

**VISITOR SURVEY**

**1. Why do you visit natural areas in the city of Fort Collins? Check all that apply.**

- |  |  |   |
|--|--|---|
| <input type="checkbox"/> Hiking                    | <input type="checkbox"/> Biking                              | <input type="checkbox"/> Running/Jogging        |
| <input type="checkbox"/> Horseback Riding          | <input type="checkbox"/> Skateboarding/Rollerblading         | <input type="checkbox"/> Fishing                |
| <input type="checkbox"/> Boating                   | <input type="checkbox"/> Viewing Wildlife                    | <input type="checkbox"/> Attend a Special Event |
| <input type="checkbox"/> Commuting/Passing Through | <input type="checkbox"/> Relaxing/Doing Nothing              | <input type="checkbox"/> Dog walking            |
| <input type="checkbox"/> Photography/Art           | <input type="checkbox"/> Other: <b>please describe</b> _____ |   |

**2. During the PAST 12 MONTHS, about how often have you visited a City of Fort Collins natural area (see site list)?**

- |   |   |
|---|---|
| <input type="checkbox"/> This is my first time            | <input type="checkbox"/> 26 to 50 (Once every week or two)    |
| <input type="checkbox"/> 2 to 10 (Less than once a month) | <input type="checkbox"/> 51 to 100 (Once or twice a week)     |
| <input type="checkbox"/> 11 to 25 (Once or twice a month) | <input type="checkbox"/> More than 100 (Twice a week or more) |

**3. How much time did you spend in the natural area(s) today?**

- |   |   |  |
|---|---|--|
| <input type="checkbox"/> Less than 1 hour | <input type="checkbox"/> 1 hour to 1.99 hours | <input type="checkbox"/> 2 hours or more |
|---|---|--|

**4. What do you enjoy about visiting City of Fort Collins natural areas?**

**5a. How would you rate your overall satisfaction with the natural areas you have visited?**

- |   |   |   |  |  |
|---|---|---|--|--|
| <input type="checkbox"/> Very Satisfied | <input type="checkbox"/> Somewhat Satisfied | <input type="checkbox"/> Neither Satisfied Nor Dissatisfied | <input type="checkbox"/> Somewhat Dissatisfied | <input type="checkbox"/> Very Dissatisfied |
|---|---|---|--|--|

**5b. Why did you rate them that way?**

**6. What ONE change would make your visits more enjoyable?**

**7a. While visiting natural areas in Fort Collins, do you feel crowded?**

- |   |   |   |                                       |
|---|---|---|---------------------------------------|
| <input type="checkbox"/> Not Crowded at All | <input type="checkbox"/> Slightly Crowded | <input type="checkbox"/> Moderately Crowded | <input type="checkbox"/> Very Crowded |
|---|---|---|---------------------------------------|

Please turn the page over.

8. During the PAST 12 Months, have you had any potential unpleasant experiences in any City of Fort Collins natural area?

No  Yes (Please describe)

9a. In a few City of Fort Collins natural areas, dogs are not permitted. Do you support or oppose this regulation? (Circle one)

Strongly Support  Somewhat Support  No Opinion  Somewhat Oppose  Strongly Oppose

9b. Please explain why you answered the way you did:

10. Was the information provided on maps, brochures, or signs at this site adequate for your visit today?

Yes  Didn't Use  No (What information can we provide, and through what medium? \_\_\_\_\_)

11. Do you currently own one or more dogs?  YES  NO

12. Where do you currently RESIDE?

Within the City Limits of Fort Collins  Other Location in Larimer County  Outside Colorado  
 Within the City Limits of Loveland  Other Location in Colorado

13. How long have you lived in Fort Collins, Loveland, or Larimer County?

Less than 1 year  1 to 4 years  5 to 9 years  10 or more years  Don't live here

14. Which category includes your age?

Under 18  18 to 24  25 to 34  35 to 44  45-64  65 or older

15. Which best describes your PRIMARY occupation?

Work full time  Work part-time  Student  Retired  Homemaker  Other

16. What is your GENDER?  Female  Male

17. What is the highest level of education you have completed?

1<sup>st</sup> through 12<sup>th</sup> grade (No Diploma)  Some College (no degree)  Bachelor's Degree  
 High School (Diploma or GED)  2-year Degree  Master's Degree or Higher

18. What else would you like to say about City of Fort Collins natural areas?