

2012 Annual Keep Fort Collins Great (KFCG) Report to the Community

City Council Work Session

March 12, 2013

Keep Fort Collins Great (KFCG)

- 0.85% sales & use tax ballot initiative approved by voters on November 2, 2010
 - 8.5 cents on a \$10 purchase
- Provisions:
 - How the dollars will be allocated
 - Sunset after 10 years
 - Annual reporting requirement
 - How the funds were spent
 - Overall City cost savings initiatives and efficiencies

KFCG Revenue Allocation

- Ballot language designations
 - 33% - Street Maintenance and Repair
 - 17% - Other Transportation Needs
 - 17% - Police Services
 - 11% - Fire Services
 - 11% - Parks Maintenance and Recreation
 - 11% - Other Community Priorities as Determined by City Council

KFCG Revenue

- Originally budgeted 2012 KFCG sales and use tax revenue = \$20.0M
- Actual 2012 KFCG sales and use tax revenue = \$21.8M
 - \$7.2M - Street Maintenance and Repair
 - 3.7M - Other Transportation
 - 3.7M - Police Services
 - 2.4M - Fire Services
 - 2.4M - Parks Maintenance and Recreation
 - 2.4M - Other Community Priorities

KFCG Actual Revenue & Expenses

All values in \$M	2012 Beginning Fund Balance	Actual 2012 Revenue	Actual 2012 Expenses	2012 Ending Fund Balance
Street maintenance & repair	\$ 0.4	\$ 7.2	\$ 6.4	\$ 1.2
Other transportation	\$ 2.2	\$ 3.7	\$ 2.2	\$ 3.7
Police services	\$ 2.3	\$ 3.7	\$ 3.1	\$ 2.9
Fire services	\$ 0.1	\$ 2.4	\$ 2.1	\$ 0.4
Parks and recreation	\$ 0.5	\$ 2.4	\$ 2.1	\$ 0.7
Other community priorities	\$ 0.9	\$ 2.4	\$ 1.9	\$ 1.4
	\$6.3	\$21.8	\$17.8	\$10.4

Notes:
 2012 actuals are preliminary until year end accounting is finalized
 Rounding may cause number in the table to not sum correctly

KFCG Fund Balance Summary

KFCG Fund Balance as of 12/31/11		\$ 6.3
Committed, Non-Lapsing Funds	\$ 1.4	
Budgeted, Underspent Funds	\$ 0.7	
Total Unexpensed Funds for 2012		\$ 2.2
2012 Unanticipated Revenue		\$ 1.9

Projected KFCG Fund Balance as of 12/31/12 \$ 10.4

All Values in \$M

Increase in fund balance primarily driven by multi-year capital projects and unanticipated revenue

KFCG Fund Balance Summary

Projected KFCG Fund Balance as of 12/31/12		\$ 10.4
Committed, Non-Lapsing Funds	\$ (1.4)	
Committed Encumbrances	\$ (1.1)	
Committed Use of Reserves for 2013-14 Budget	\$ (3.6)	
Total Committed KFCG Funds		\$ (6.1)

**Uncommitted KFCG Fund Balance as of 12/31/12
(Does not include 2013 Reappropriation requests)**

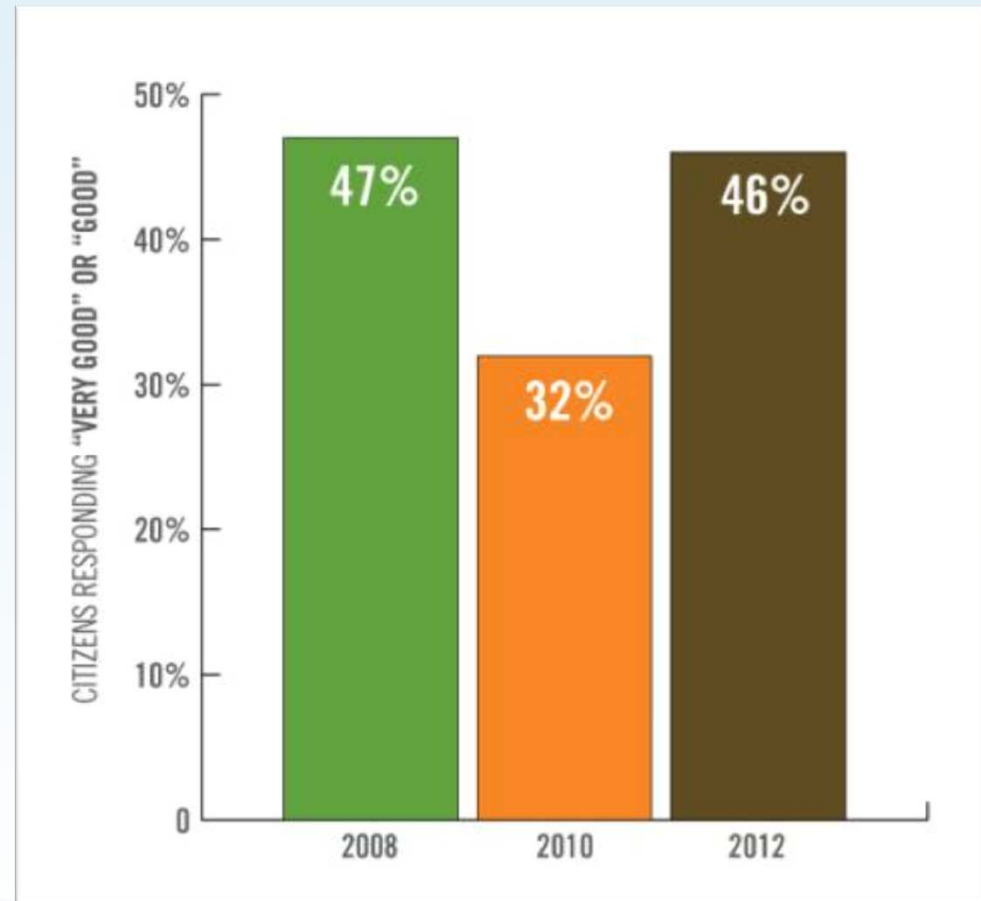
\$ 4.3

All Values in \$M

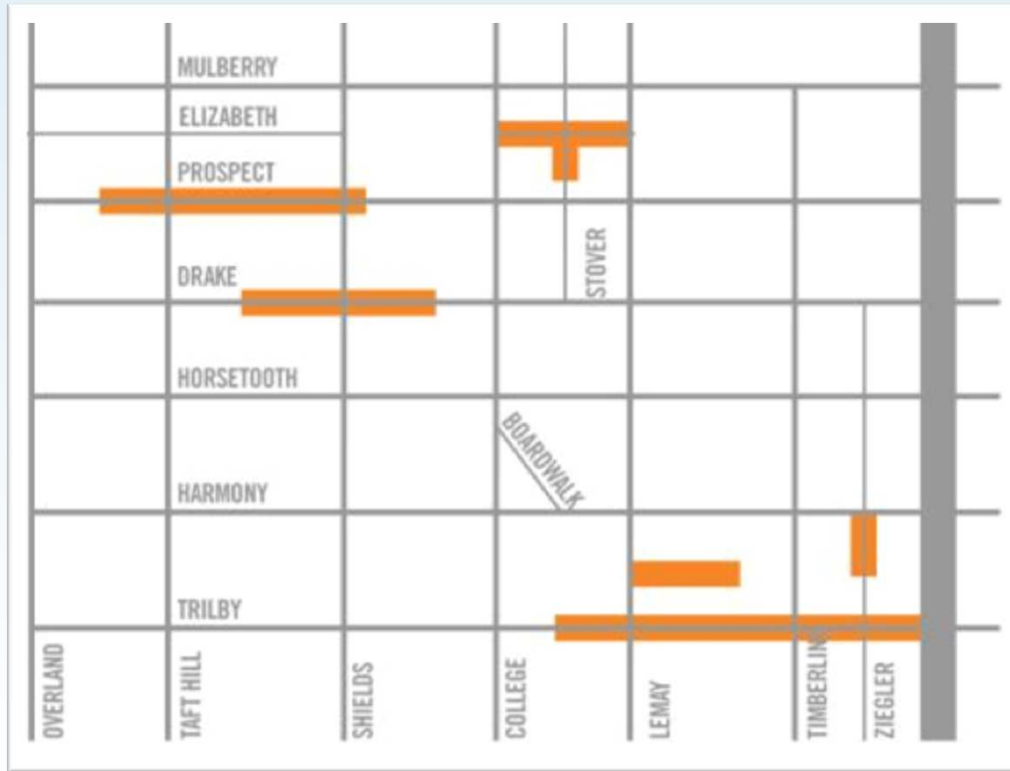
KFCG fund balance available for future appropriation is much less than total fund balance

KFCG-Street Maintenance and Repair

KFCG funding is crucial to maintain a Level of Service (LOS) B for City road surfaces.



KFCG-Street Maintenance and Repair



KFCG funding enabled the resurfacing of an additional 58 lane miles of roadway

KFCG - Other Transportation

- Transfort continued evening and Saturday bus and paratransit service
 - 1,325 evening trips
 - 42,000 passenger trips



KFCG - Other Transportation

- Support the City's ongoing replacement of traffic regulatory and warning signs
 - Approximately 2,500 signs between Horsetooth and Drake spanning the entire City from Overland Trail to Zeigler, including all local residential streets



KFCG - Other Transportation

- Contributed to bridge replacement and repair program
 - Laporte and Whitcomb
 - Shields Street by Rolland Moore
- Harmony Corridor Plan



KFCG - Other Transportation

- Pedestrian Needs Assessment
 - Detailed inventory of every sidewalk, crosswalk and curb ramp
- Bike Programs
 - FC Bikes
 - Bike Library participation has expanded from 1,900 members in 2008 to 11,800 in 2011



KFCG – Police Services

- Provided organizational support to detectives; updating sex offender files
 - Resulted in 21 additional charges
- 18.9% reduction of disturbance calls on Thursday night through Saturday night as a result of additional KFCG officers assigned to District One
- Additional staff, including a technician and dispatchers, increased customer service

KFCG – Police Services

- Ability to investigate bicycle thefts
 - 12 offenders arrested
 - 39 stolen bicycles recovered
 - 110 suspected stolen bicycles found in “chop shops”
- Increased resources helped create the Neighborhood Enforcement Team (NET) which works collaboratively with property owners
 - Reduced patrol calls for services at a multi-housing complex



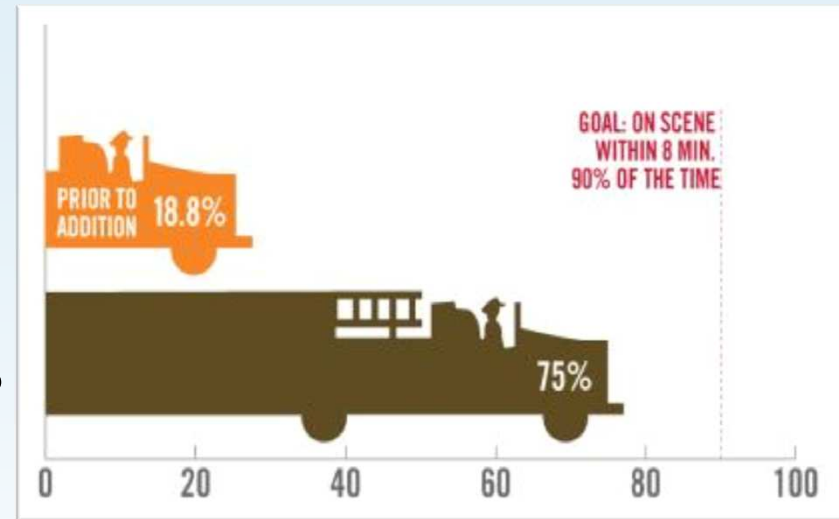
calls in 2011/Q4



calls in 2012/Q4

KFCG – Fire Service

- Addition of a South Battalion resulted in improved Battalion Chief response times south of Drake Road



- 3 Safety Officers hired to increase:
 - Firefighter safety
 - Fire scene safety awareness
 - Accident investigation
 - Control of worker's compensation costs

KFCG – Fire Service

- Additional Firefighter positions hired to create 4-person companies that can be split at fire scenes for more effective, responsive deployment
- Equipment purchased for newly hired firefighters, including bunker gear, self-contained breathing apparatus and other personal protective gear



KFCG – Parks and Recreation

- Provided 3,260 scholarships for low-income youth & teens to participate in recreation programs that would otherwise not have been funded without KFCG

- Prevented a reduction of:
 - Youth / teen programs and activities at the Northside Aztlan Community Center
 - Hours of operation at the Senior Center
 - Hours of operation at the Gardens on Spring Creek

KFCG – Parks and Recreation

- Quality care and maintenance of parks
 - Replaced restroom at Rolland Moore Park
- Completed section of Fossil Creek Trail between Trilby & Carpenter, east of Lemay
- Planted and cared for flowers in the Downtown
- Enabled City 4th of July activities



KFCG-Other Community Priorities

- Supported McMurry Natural Area restoration



During



After

KFCG-Other Community Priorities

- The Healthy Sustainable Homes program
 - 51 complimentary in-home assessments
- Municipal Innovation Fund projects
 - Reduce annual carbon dioxide emissions by 33 metric tons
 - Save more than \$14,000/year in utility maintenance costs for a 17% return on investment
- Waste Reduction & Recycling Program
 - 8 multifamily complexes
 - 18 businesses
 - 26 waste assessments

Cost Savings and Efficiencies

- Separated into 4 categories
 - Cost savings, partnerships & leveraging resources
 - Process and operational improvements
 - Technology and upgrades
 - Customer service
- Examples by category follow

Cost Savings and Efficiencies

- Cost savings, partnerships & leveraging
 - The City refinanced debt in the amount of \$35 million resulting in \$5.8 million in savings to the General Fund, Natural Areas Fund and Transportation Fund over 14 years; the net present value of the savings is \$4.8 million
- Process and operational improvements
 - Planning, Development and Transportation drove a training effort to improve the effectiveness of presentations at Council meetings which has been seen as a best practice throughout the organizations

Cost Savings and Efficiencies

- Technology and upgrades
 - The Streets Department began using iPads to collect real time data and generate accurate estimates that can be plotted on a map allowing staff to plan projects more effectively
- Customer service
 - Parking Services' eBiz website for online citation payments added a feature to allow customers to renew their parking structure permits online instead of mailing payments or coming into the office

KFCG – Online Reporting

- Online reporting for KFCG can be found at: www.fcgov.com/kfcg
 - Expense Summary by Offer
 - Cost Savings and Efficiencies