


A REPORT TO OUR COMMUNITY


Cities are responsible for more than **70 PERCENT** of carbon emissions. **WE CAN BE PART OF THE SOLUTION.**

KEY ACCOMPLISHMENTS




Saved enough energy in 2016 to power


3,750 homes



Rebates, investments, utility bill savings added to the community:



31%



BUILDING SQUARE FOOTAGE

18%



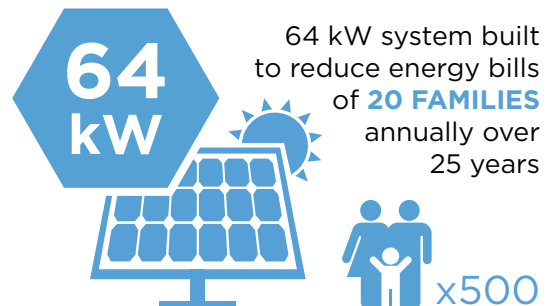
ENERGY PER SQUARE FOOT

Savings in annual business energy costs of over



COMMUNITY & CLIMATE INDICATORS

COMPARED TO 2005



*GMP stands for gross municipal product and is an indicator of municipal economic health

Auxiliary aids and services are available for persons with disabilities.

80%

of Fort Collins residents believe climate change **REQUIRES IMMEDIATE ACTION AND SUPPORT THE CITY** investing in programs and creating policies to address climate change.

CONGRATULATIONS FORT COLLINS! WHY WHAT YOU'RE DOING MATTERS.

1 in 3 businesses have engaged in **ENERGY EFFICIENCY PROGRAMS**

60% Electricity savings provided by businesses

TRANSFORT 26% ridership increased by

People using alternative transportation instead of driving alone in their vehicles.

53%

Per capita water use **DOWN 38%**

RECYCLED 21,691 TONS OF MATERIAL

RESIDENTS*

96%

MULTI-FAMILY*

65%

COMMERCIAL BUSINESSES*

50%


*Percent who recycle

FORT COLLINS IS IN THE TOP 10

- RECENT RANKINGS -

- SMARTER CITY FOR SUSTAINABILITY
- BEST BICYCLE CITIES
- MOST EDUCATED CITIES
- ENVIRONMENTALLY FRIENDLY CITIES
- HEALTHIEST CITIES
- CITIES WITH ENERGY STAR BUILDINGS

A significant reduction reported in electricity, natural gas and petroleum use per capita



WANT TO LEARN MORE?

Visit our website to take a peek at Fort Collins'

CLIMATE DASHBOARD,

a snapshot of the community's progress toward reducing carbon emissions.



THANK YOU to the **90%** of residents who are **ALREADY TAKING ACTIONS** to support these goals!