


A REPORT TO OUR COMMUNITY

Cities are responsible for more than **70 PERCENT** of carbon emissions. **WE CAN BE PART OF THE SOLUTION.**

KEY ACCOMPLISHMENTS





Saved enough energy in 2016 to power

3,750 homes



2016 rebates, investments, utility bill savings added to the community:



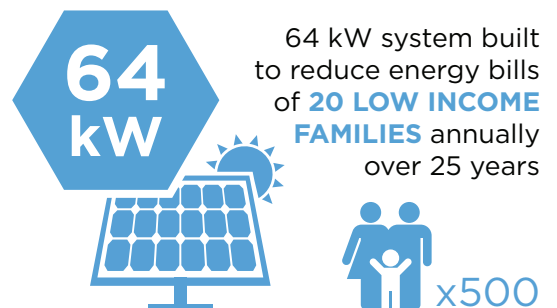
Savings in annual business energy costs of over



COMMUNITY & CLIMATE INDICATORS



*GMP stands for gross municipal product and is an indicator of municipal economic health



Auxiliary aids and services are available for persons with disabilities.

80%

of Fort Collins residents believe climate change **REQUIRES IMMEDIATE ACTION AND SUPPORT THE CITY** investing in programs and creating policies to address climate change.

CONGRATULATIONS FORT COLLINS! WHY WHAT YOU'RE DOING MATTERS.

1 in 3 businesses have engaged in **ENERGY EFFICIENCY PROGRAMS**

60% Electricity savings provided by businesses since 2002

TRANSFORT ridership increased by **26%** since 2015



People using alternative transportation instead of driving alone in their vehicles.



53%

Per capita water use **DOWN 38%** since 2000



RECYCLED 21,691 TONS OF MATERIAL



RESIDENTS*



96%

MULTI-FAMILY*



65%

COMMERCIAL BUSINESSES*



50%

*Percent who recycle

FORT COLLINS IS IN THE TOP 10

- RECENT RANKINGS -



SMARTER CITY FOR SUSTAINABILITY



BEST BICYCLE CITIES



MOST EDUCATED CITIES



ENVIRONMENTALLY FRIENDLY CITIES



HEALTHIEST CITIES

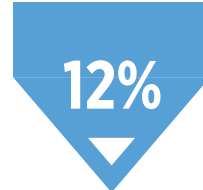


CITIES WITH ENERGY STAR BUILDINGS

A significant reduction reported in electricity, natural gas and petroleum use per capita




ELECTRICITY



NATURAL GAS



PETROLEUM



COMPARED TO 2005

WANT TO LEARN MORE?

Visit our website to take a peek at Fort Collins'

CLIMATE DASHBOARD,

a snapshot of the community's progress toward reducing carbon emissions.



THANK YOU to the **90%** of residents who are **ALREADY TAKING ACTIONS** to support these goals!