

CAC Q2 Meeting Agenda

12:00 – 12:15 Introductions and Brief Updates (*Inform*)

(Chris Hutchinson, Lindsay Ex, Molly Saylor, CAC Members)

12:15 – 1:20 Review of the CAP-related Budget offers (*Involve*)

(CAC Members, Offer Project Managers)

1:20 – 1:30 Brief Break

1:30 – 2:20 Conceptual Discussion around 100% Renewable Electricity (*Collaborate*)

(Tim McCollough, John Phelan, CAC Members)

2:20 – 2:30 Evaluation and Next Steps

(Chris Hutchinson, Lindsay Ex, CAC Members)

Introductions and Grounding

- Brief introductions and ground rules reminder



Before we get going...

Things have changed

Inventory Revisions

Impact of revisions to 2016 inventory: 11.74% → 15.40% (3.9% change)

Inventory Revisions

Impact of revisions to 2016 inventory: 11.74% → 15.40% (3.9% change)

Type of revision	Years impacted	Impact to 2016 (progress from baseline)
Previously uncaptured progress	Varies	-4.3%
1. Included % ethanol blended in gasoline	All years	-1.6%
2. Improved science on impact of methane	All years	-1.4%
3. Updated waste characterization	2016 & (2017)	-0.9%
4. Updated miles per gallon	2015, 2016, (2017)	-0.4%

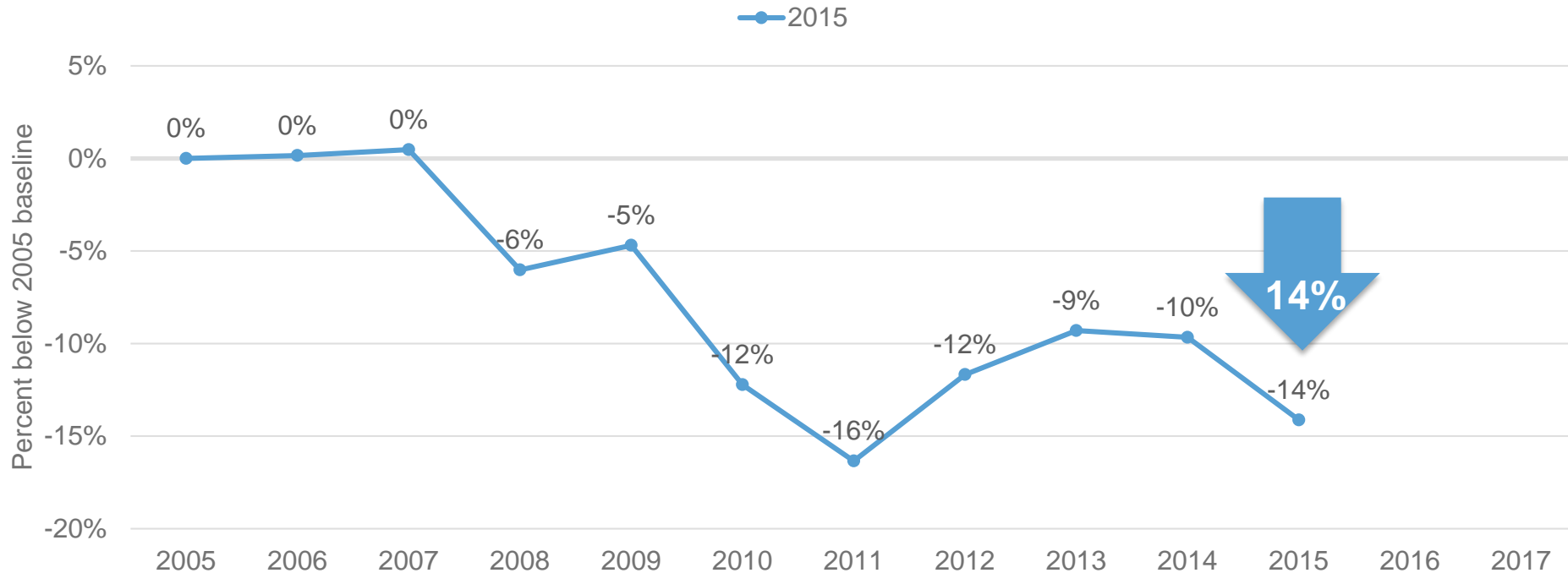
Inventory Revisions

Impact of revisions to 2016 inventory: 11.74% → 15.40% (3.9% change)

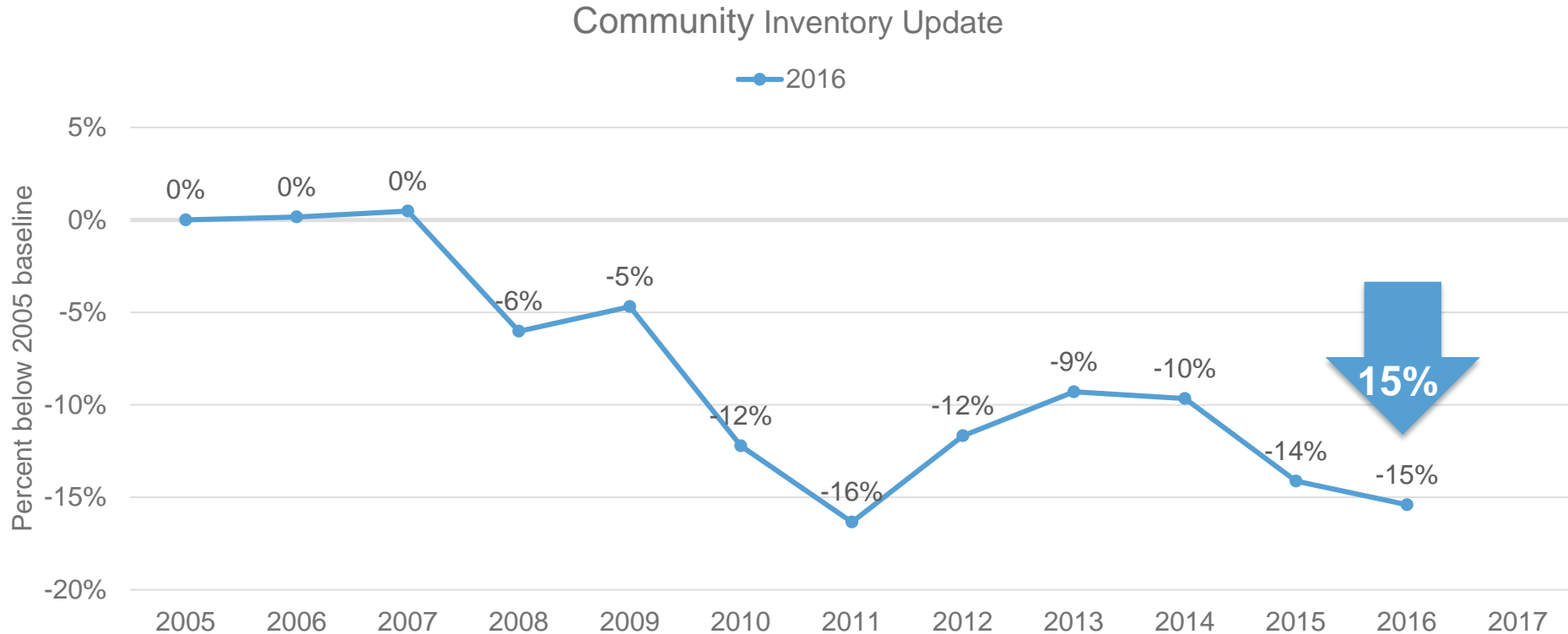
Type of revision	Years impacted	Impact to 2016 (progress from baseline)
Previously uncaptured progress	Varies	-4.3%
1. Included % ethanol blended in gasoline	All years	-1.6%
2. Improved science on impact of methane	All years	-1.4%
3. Updated waste characterization	2016 & (2017)	-0.9%
4. Updated miles per gallon	2015, 2016, (2017)	-0.4%
Fixed error in vehicle distribution	Impacts 2013-(2017)	0.7%
Aligned waste numbers	2015, 2016, (2017)	-0.3%
Approximate total impact of revisions		-3.9%

2015 Inventory Results

Community Inventory Update



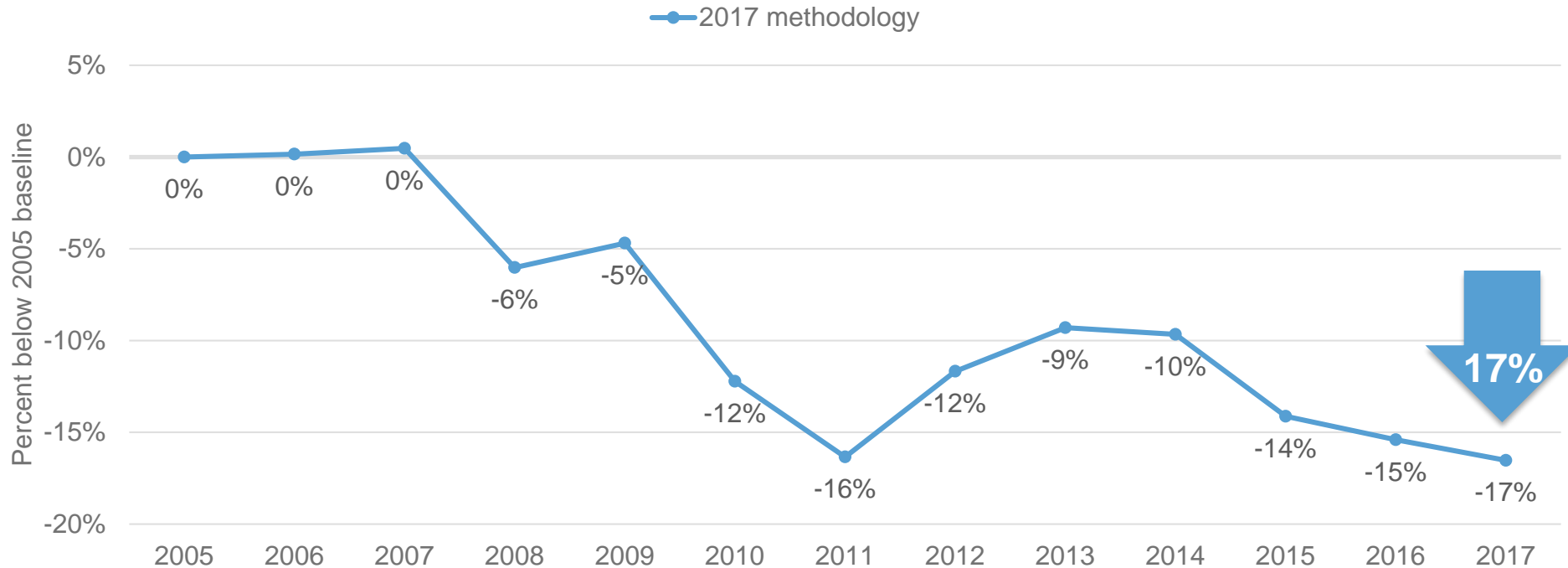
2016 Inventory Results



17%!!!

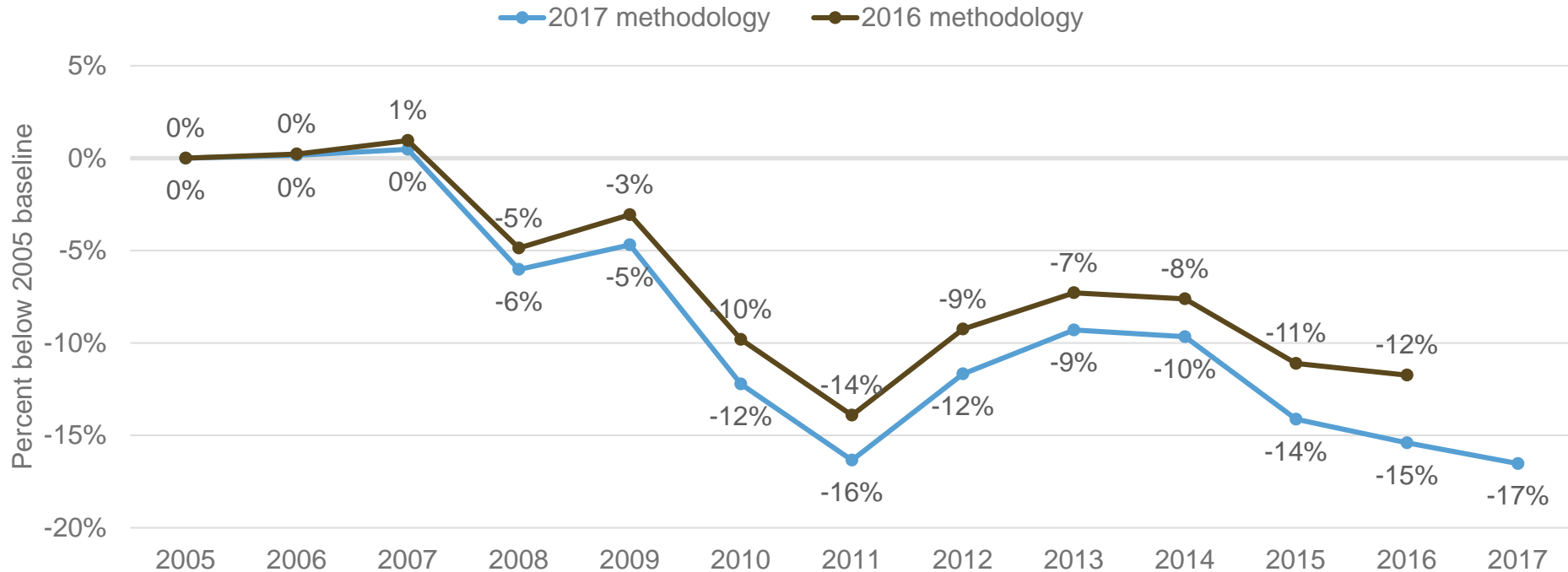
2017 Inventory Results

Community Inventory Update



Methodology Comparison

Community Inventory Methodology Update - Impact on Progress



2016: 15.4% → 2017: 16.5% below baseline!

Drivers of 2017 progress	Impact in 2017 (progress below baseline)
Electricity emissions factor	-1.67%
Decrease in electricity use	-0.39%
Increase in VMT	0.50%
Increase in natural gas	0.37%
Decrease in landfilled tons but less methane capture	0.12%
Total impact	-1.07%

Highlights: Innovation



Innovate Fort Collins Challenge
Public Pitch Night
August 30, Time TBD

**Request: Please sign up to be
judge IF you are not planning to
submit**

Innovate Fort Collins Challenge
& Innovation Summit

Highlights: Community Engagement

take
TWO

#1

Replace your
lightbulbs with
energy-efficient LEDs

#2

Try one car-free trip
each week.

CAC Q2 Meeting Agenda

12:00 – 12:15 Introductions and Brief Updates (*Inform*)

(Chris Hutchinson, Lindsay Ex, Molly Saylor, CAC Members)

12:15 – 1:20 Review of the CAP-related Budget offers (*Involve*)

(CAC Members, Offer Project Managers)

1:20 – 1:30 Brief Break

1:30 – 2:20 Conceptual Discussion around 100% Renewable Electricity (*Collaborate*)

(Tim McCollough, John Phelan, CAC Members)

2:20 – 2:30 Evaluation and Next Steps

(Chris Hutchinson, Lindsay Ex, CAC Members)

CAP-related Budget Offers

- Feedback on the offers
- Support, concern, how you analyzed



Review of CAP-related Budget Offers

- How CAC Feedback was used in the last budget cycle
 - Provided to Council, CAP Executive Team, limited feedback to Sellers
- How feedback will be used this time
 - Provided to BFO Teams, CAP Executive Team, Sellers, and Council
- Other opportunities for CAC influence on budget process
 - www.fcgov.com/budget

BFO

Q1
2018

- Strategic Plan

Q2
2018

- “Offers” Developed
- Teams Review

Q3
2018

- Budget Lead Team
- Initial Council Discussions

Q4
2018

- Council Hearings and Adoption

CAC

- BFO Overview + Conceptual offer “pitch”

- Review and feedback on full offer list

- Revised Feedback

- Process Review

Community Outcome Areas

**Neighborhood
Livability and
Social Health**



**Culture and
Recreation**



Economic Health



**Environmental
Health**



Safe Community



Transportation



**High
Performing
Government**



KEY STRATEGIC OUTCOMES



ENVIRONMENTAL HEALTH

Promote, protect and enhance
a healthy & sustainable
environment

STRATEGIC OBJECTIVES

- 4.1 Achieve Climate Action Plan (CAP) 2020 goals and continue progress toward the 2030 goals
- 4.2 Improve indoor and outdoor air quality
- 4.3 Achieve 2020 Energy Policy goals and work toward long-term net zero energy
- 4.4 Achieve the 2020 Road to Zero Waste goals and work toward the 2030 zero waste goals
- 4.5 Develop strategies to improve the community's climate resiliency
- 4.6 Provide a reliable, high-quality water supply
- 4.7 Continually improve environmental regulatory performance
- 4.8 Protect and enhance natural resources on City-owned properties and throughout the community
- 4.9 Sustain and improve the health of the Cache la Poudre River and its watershed
- 4.10 Expand the Natural Areas land portfolio while simultaneously maintaining existing lands and access to nature

Question 1: Should an offer link to 4.1 as a Strategic Objective?

- Primary objective – Is your offer new because of CAP goals? **(CAP Driven)**
- Secondary objective – Are you scaling up your actions because of CAP Goals? **(CAP Accelerated)**
- Tertiary objective – Would you submit this offer regardless of CAP Goals? **(CAP Beneficial)**

Question 2: If my offer links to 4.1, what should I write in the “Linkage to Strategic Objectives Box?”

- Direct Impact (reduces GHGs) on goals
 - Greenhouse gas reduction, and
 - Benefit-cost ratio.
- Enabling Impact (supports GHG reduction)
 - Number of residents or employees engaged, and/or
 - Whether the offer supports a direct initiative, and/or
 - What timeframe the offer supports (2020, 2030, or both).

CAP Budget Offer Overview

Quick Snapshot:

- 25 offers (whew!)
 - 11 Direct vs. 14 Enabling
 - 5 Driven vs 20 Accelerated
 - \$5.8M in 2019 Requests; \$5.0M 2020
- Tensions Already Identified
 - 2020 and 2030 → see side bar
 - CAP and Other Goals
 - Operations and Innovation

Heard we're at 17%...how much do we need?

Needed to hit 2020 goal:
116,994 MTCO₂e
(20% below baseline)

Core offers in 2020:
99,900 MTCO₂e
(19.3% below baseline)

Needed after core offers:
17,094 MTCO₂e

- **Healthy fund balances – supports one-time expenditures**
- **3% Sales Tax growth & flat Use Tax projections**
- **Development continues, but Colorado is overdue for recession**
- **New/anticipated debt service (principle & interest payments)**
 - Prospect and I-25
 - Regional Police Training Facility
 - Vine / Lemay Intersection

➤ **The Executive Team:**

- Recognizes resource needs across the organization
- Concerned about ability to fund ongoing expense increases

➤ **What We Need to Do:**

- Minimal increases in Ongoing Offers (primarily salary & benefits)
- Look for efficiencies and cost savings within Ongoing Offers
- Objective look at historical underspend - reduce budget where appropriate
- Don't submit a 'laundry list' of Enhancement Offers (prioritize)

➤ **Managing costs within Ongoing Offers will allow more funding for very important and needed Enhancement Offers**

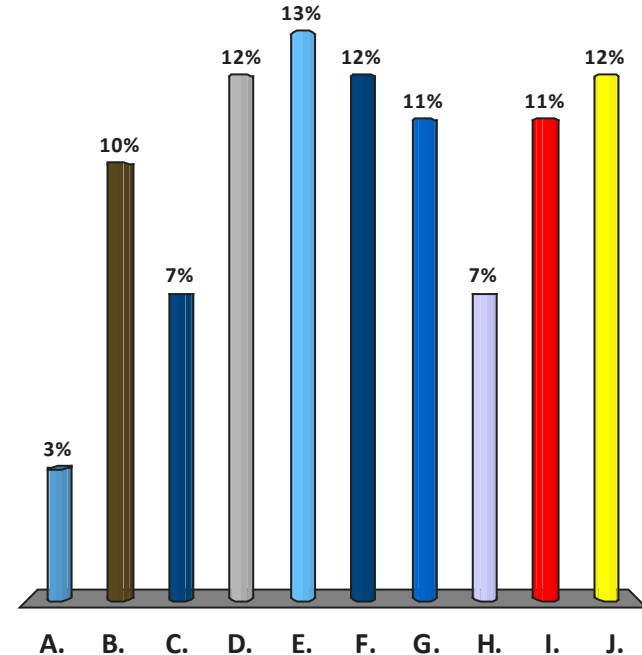
May 3 - 31:	BFO Round 1
June 8:	Optional Board feedback to BFO teams due
June 12 – 29:	BFO Round 2
July 9- Aug 1:	Budget Lead Team Deliberations
Sep 28:	Optional Board feedback to Council due
Sep 11, 25, Oct 9	Council work sessions
Sep 18, Oct 2:	Council hearings
Nov 6:	First reading
Nov 20:	Second reading

Clicker Vote: Offer Support & Concern

Offer #	Strategy	Offer Name Notes: All offers are enhancements unless noted; KFCG = Keep Fort Collins Great funding source	Motivation	Impact	Costs		Anticipated 2020 GHG Impact	Key Outcomes		
					2019 Costs	2020 Costs		Benefit Cost Ratio	\$/GHG	Confidence
6.10	Multi-modal	Pedestrian Master Plan and FC Walks Program	Accelerated	Direct	\$ 250,000	\$ 100,000	700	0.3	\$ 844	L
6.11	Multi-modal	Transportation Options Plan and Program	Accelerated	Direct	\$ 150,000	\$ 100,000	5,000	25.5	\$ 10	L
6.7	Multi-modal	Hampshire Low-stress Bikeway (KFCG)	Accelerated	Direct	\$ 300,000	\$ 300,000	1,200	6.6	\$ 37	L
8.22	Municipal	Utilities: Light & Power - Arterial & Collector Street LED Streetlight Conversion	Accelerated	Direct	\$1,115,000	\$ 572,000	2,700	6.1	\$ 17	M
9.9	Energy Efficiency	Utilities: Light & Power - Energy Efficiency	Accelerated	Direct	\$ 950,000	\$ 950,000	26,800	2.0	\$ 35	H
9.92	Clean Energy	Utilities: Light & Power - Non-Residential Solar Rebates	Accelerated	Direct	\$ 500,000	\$ 500,000	7,100	1.1	\$ 58	H
9.93	Clean Energy	Utilities: Light & Power - Solar Power Purchase Program (SP3)	Accelerated	Direct	\$ -	\$ 200,000	3,400	-	\$ 98	H
43.3	Innovative Pilot Projects	Innovate Fort Collins Challenge Fund (KFCG)	Driven	Direct	\$ 210,000	\$ 210,000	u.e.			
50.5	Municipal	Municipal Energy Efficiency Fund (Core offer)	Accelerated	Direct	\$ 150,000	\$ 150,000	1153	6	\$ 26	-
50.6	Municipal	Municipal Renewable Energy Fund	Accelerated	Direct	\$ 100,000	\$ 100,000	u.e.			
65.6	Energy Efficiency	1.0 FTE Contractual - Plans Examiner - Expedited Plan Review for Green Building	Accelerated	Direct	\$ 93,560	\$ 91,260	700	0.5	\$ 113	L
9.91	Innovative Pilot Projects	Utilities: Light & Power - Cold Weather Pump Demonstration	Driven	Enabling	\$ 150,000	\$ 150,000	-	-	-	-
9.94	Energy Efficiency	Utilities: Light & Power - Bring Your Own Thermostat (BYOT)	Accelerated	Enabling	\$ 30,000	\$ 30,000	-	-	-	-
9.95	Innovative Pilot Projects	Utilities: Light & Power - Battery Storage Demonstration	Driven	Enabling	\$ 100,000	\$ 100,000	-	-	-	-
9.96	Energy Efficiency	1.0 FTE Contractual to Classified - Energy Code Compliance Specialist	Driven	Enabling	\$ 4,251	\$ 4,379	-	-	-	-
43.10	Road to Zero Waste	Road to Zero Waste Plan Update (KFCG)	Accelerated	Enabling	\$ -	\$ 55,000	-	-	-	-
43.1	Road to Zero Waste	Road to Zero Waste Enhanced Outreach (KFCG)	Accelerated	Enabling	\$ 50,000	\$ 50,000	-	-	-	-
43.1	Community-wide	2030 Climate Action and Energy Policy Update –Optimizing Policy, Targets & Strategies	Driven	Enabling	\$ 40,000	\$ 80,000	-	-	-	-
43.4	Municipal	Expanded Municipal Sustainability Innovation Fund (KFCG)	Accelerated	Enabling	\$ 50,000	\$ 50,000	-	-	-	-
43.6	Municipal	Municipal Electric Lawn and Garden Equipment Fund	Accelerated	Enabling	\$ 50,000	\$ 50,000	-	-	-	-
43.8	Energy Efficiency	1.0 FTE Conversion from Contractual to Classified - Green Building Program Coordinator	Accelerated	Enabling	\$ 5,500	\$ 5,500	-	-	-	-
45.1	Multi-modal	Electric Bus Pilot	Accelerated	Enabling	\$1,100,000		-	-	-	-
45.2	Multi-modal	Microtransit Pilot	Accelerated	Enabling	\$ 100,000	\$ 196,248	-	-	-	-
57.3	Land Use	1.0 FTE Forestry Specialist and Forestry Emerald Ash Borer Pre-Infestation	Accelerated	Enabling	\$ 289,050	\$ 412,419	-	-	-	-
58.1	Municipal	Theatrical LED Lighting	Accelerated	Enabling		\$ 538,715	-	-	-	-

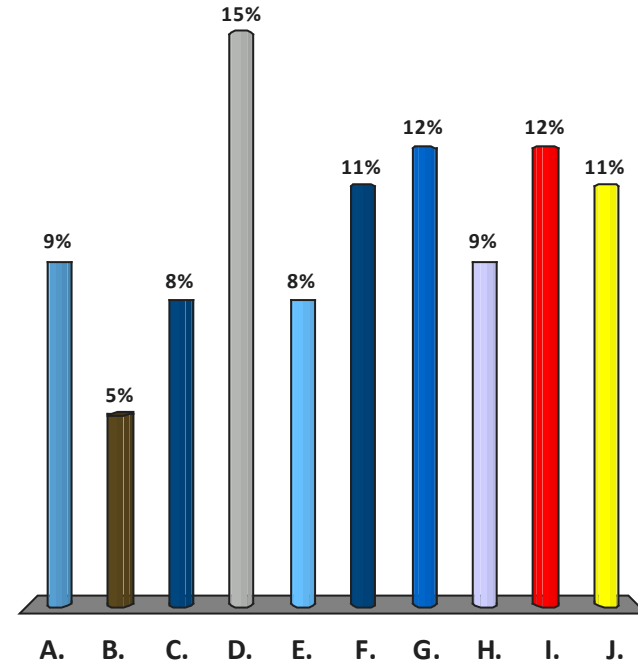
CAP Offers 1-10: Select any offers which you support.

- A. Pedestrian Master Plan & FC Walks Program
- B. Transportation Options Plan and Program
- C. Hampshire Low-stress Bikeway
- D. Arterial & Collector Street LED Streetlight Conversion
- E. Energy Efficiency
- F. Non- Residential Solar Rebates
- G. Solar Power Purchase Program (SP3)
- H. Innovate Fort Collins Challenge Fund
- I. Municipal Energy Efficiency Fund
- J. Municipal Renewable Energy Fund



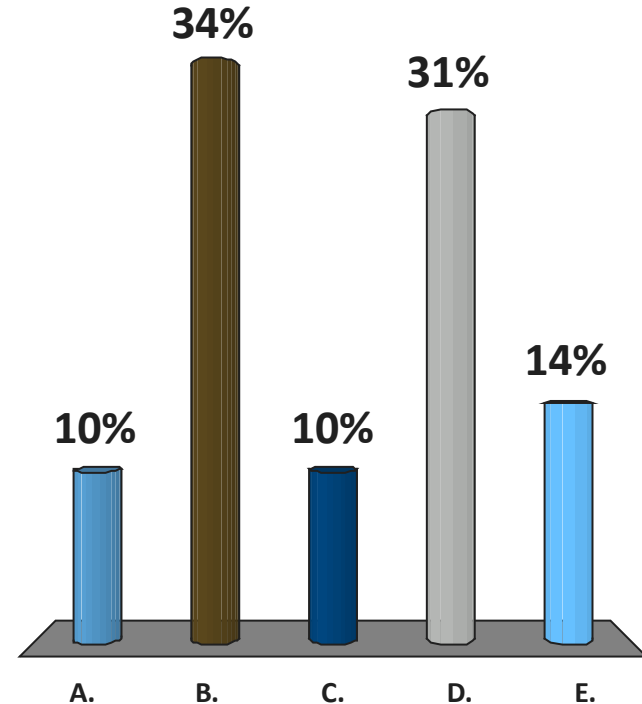
CAP Offers 11-20: Select any offers which you support.

- A. Plans Examiner – Expedited Plan Review for Green Building
- B. Cold Weather Pump Demonstration
- C. Bring Your Own Thermostat
- D. Battery Storage Demonstration
- E. Energy Code Compliance Specialist (Contractual to Classified)
- F. Road to Zero Waste Plan Update
- G. Road to Zero Waste Enhanced Outreach
- H. 2030 Climate Action and Energy Policy Update
- I. Expanded Municipal Sustainability Innovation Fund
- J. Municipal Electric Lawn and Garden Equipment Fund



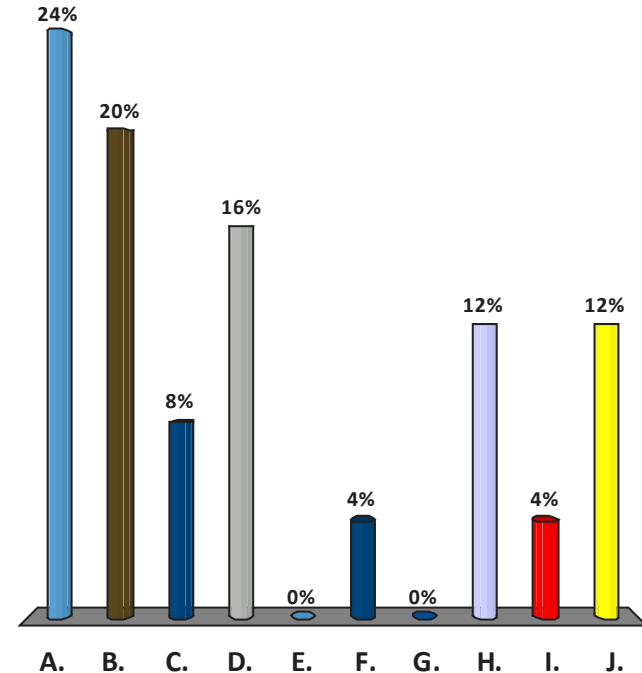
CAP Offers 21 - 25: Select any offers which you support.

- A. Green Building Program Coordinator
(Contractual to Classified)
- B. Electric Bus Pilot
- C. Microtransit Pilot
- D. Forestry Specialist and Forestry
Emerald Ash Borer Pre-Infestation
- E. Theatrical LED Lighting



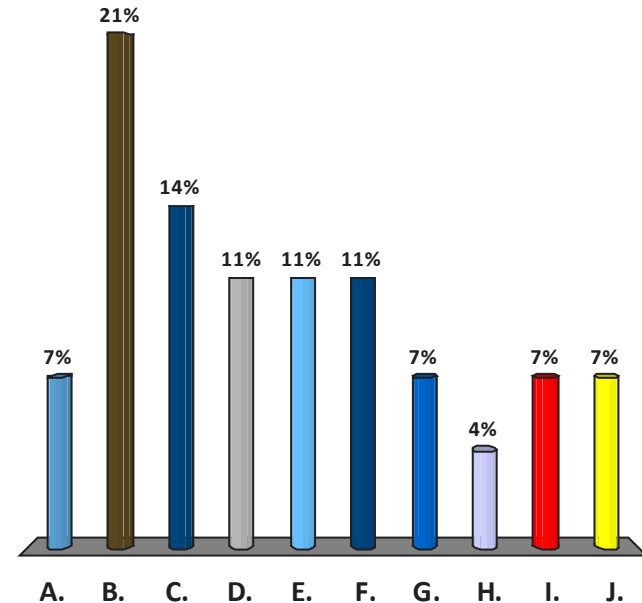
CAP Offers 1-10: Select any offers which you are concerned about.

- A. Pedestrian Master Plan & FC Walks Program
- B. Transportation Options Plan and Program
- C. Hampshire Low-stress Bikeway
- D. Arterial & Collector Street LED Streetlight Conversion
- E. Energy Efficiency
- F. Non- Residential Solar Rebates
- G. Solar Power Purchase Program (SP3)
- H. Innovate Fort Collins Challenge Fund
- I. Municipal Energy Efficiency Fund
- J. Municipal Renewable Energy Fund



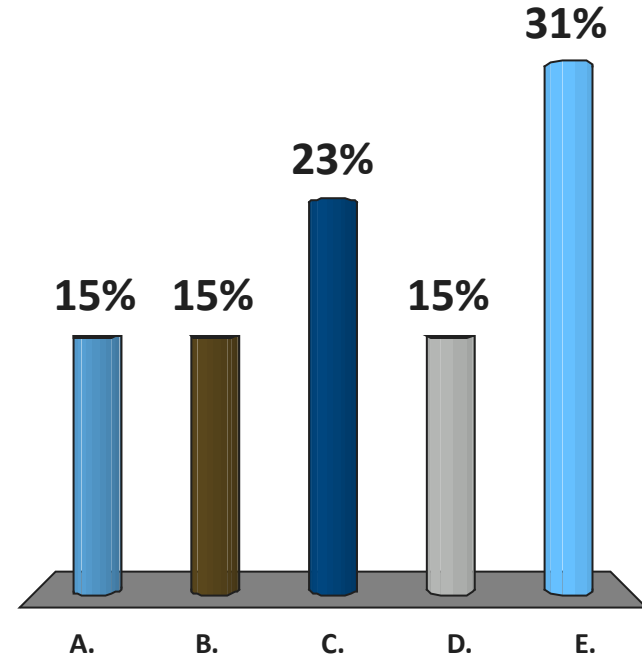
CAP Offers 11-20: Select any offers which you are concerned about.

- A. Plans Examiner – Expedited Plan Review for Green Building
- B. Cold Weather Pump Demonstration
- C. Bring Your Own Thermostat
- D. Battery Storage Demonstration
- E. Energy Code Compliance Specialist (Contractual to Classified)
- F. Road to Zero Waste Plan Update
- G. Road to Zero Waste Enhanced Outreach
- H. 2030 Climate Action and Energy Policy Update
- I. Expanded Municipal Sustainability Innovation Fund
- J. Municipal Electric Lawn and Garden Equipment Fund



CAP Offers 21 - 25: Select any offers which you are concerned about.

- A. Green Building Program Coordinator
(Contractual to Classified)
- B. Electric Bus Pilot
- C. Microtransit Pilot
- D. Forestry Specialist and Forestry
Emerald Ash Borer Pre-Infestation
- E. Theatrical LED Lighting



Offers Most Supported:

Energy Efficiency – 14
Non-Residential Solar Rebates – 13
Arterial and Collector Street LED Streetlight Conversion – 13
Solar Power Purchase Program – 12
Municipal Renewable Energy Fund - 12
Municipal Energy Efficiency Fund – 11
Battery Storage Demonstration – 11
Electric Bus Pilot – 11
Transportation Options Plan and Program – 10
Forestry Specialist and Forestry EAB Pre-infestation - 9
Road to Zero Waste Enhanced Outreach – 9
Road to Zero Waste Plan - 9
Expanded Municipal Sustainability Innovation Fund – 8
Municipal Electric Lawn and Garden Fund – 8
Innovate Fort Collins Challenge – 8
Plans Examiner – Expedited Plan Review for Green Building

Offers with more concerns:

Pedestrian Master Plan and FC Walks Program – 7
Cold Weather Heat Pump Demonstration – 7
Transportation Options Plan and Program - 5
Arterial and Collector Street LED Streetlight Conversion – 4
Bring Your Own Thermostat – 4
Theatrical LED Lighting – 4
Microtransit Pilot – 4

Note: Only two offers didn't have any concerns noted, many members expressed concerns even when they also supported an offer.

Small Group CAP BFO Offer Discussion

1. What was your overall approach to identify the offers you support or have concerns with? Did specific criteria, e.g., focus on 2020 vs 2030, overall impact, cost/GHG reduced, benefit/cost, or other elements influence your decision? If yes, please describe.
2. Which of the offers did you feel most passionate about? Why?
3. Which of the offers did you feel most concerned about? Why? Which of these elements are most important to your stakeholders? Which excite you the most?

Approximately 15-20 minutes for discussion, then report out

CAC Q2 Meeting Agenda

12:00 – 12:15 Introductions and Brief Updates (*Inform*)

(Chris Hutchinson, Lindsay Ex, Molly Saylor, CAC Members)

12:15 – 1:20 Review of the CAP-related Budget offers (*Involve*)

(CAC Members, Offer Project Managers)

1:20 – 1:30 Brief Break

1:30 – 2:20 Conceptual Discussion around 100% Renewable Electricity (*Collaborate*)

(Tim McCollough, John Phelan, CAC Members)

2:20 – 2:30 Evaluation and Next Steps

(Chris Hutchinson, Lindsay Ex, CAC Members)

Discussion on 100% Renewable Electricity

- Guidance on the initial set of questions/considerations
 - Feedback will be provided in a Council memo



CAC Discussion on 100% RE

1. Considering the various elements outlined above, are there other key elements you feel are missing?
2. Which of these elements are most important to your stakeholders? Which excite you the most?
3. Which of these elements are more concerning to your stakeholders/people like you?

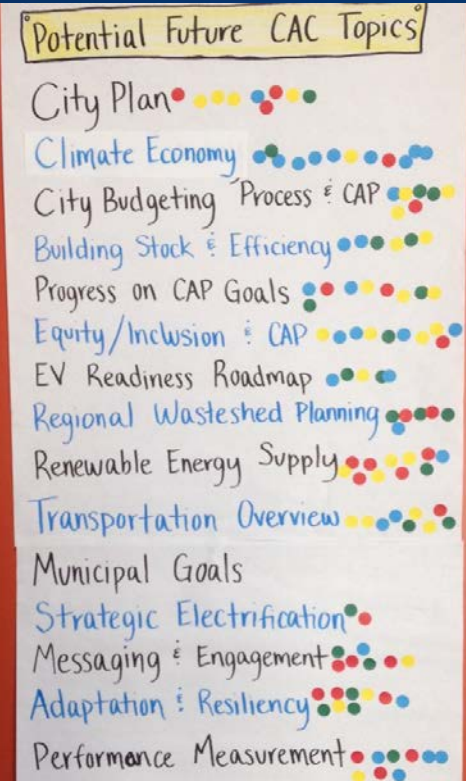
Initial Considerations:

- Terminology
- Alignment with Platte River
- Reliability
- Flexibility
- Equitable and cost-effective
- Partnerships
- Engagement

Start, Stop, Continue

Next steps discussion

- Q3 meeting preview –
 - Budgeting for Outcomes (BFO) (7)
 - Climate Economy (12) &/or City Plan (9)
- *Already covered*
 - *Renewable Energy Supply (11 votes)*
 - *Progress on CAP Goals (9 votes)*



Thank you CAC!

