



Trap #	Date	Species	Count	Percent
FC-001	LIGHT	Larimer Magic Carpet		
		07/30/2015	Aedes (Oc.) dorsalis	6 8 %
		07/30/2015	Aedes vexans	17 23 %
		07/30/2015	Culex pipiens	4 5 %
		07/30/2015	Culex tarsalis	45 62 %
		07/30/2015	Culiseta inornata	1 1 %
Trap Total			73	



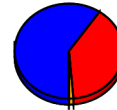
- Aedes-Oc
- Anopheles
- Culex
- Culiseta
- Other

FC-004	LIGHT	Larimer Bighorn Drive		
		07/27/2015	Aedes (Oc.) dorsalis	6 3 %
		07/27/2015	Aedes (Oc.) melanimon	1 0 %
		07/27/2015	Aedes vexans	56 24 %
		07/27/2015	Culex pipiens	10 4 %
		07/27/2015	Culex tarsalis	150 64 %
Trap Total			235	



- Aedes-Oc
- Anopheles
- Culex
- Culiseta
- Other

FC-006	LIGHT	Larimer North Linden		
		07/27/2015	Aedes (Oc.) dorsalis	6 1 %
		07/27/2015	Aedes (Oc.) hendersoni	3 1 %
		07/27/2015	Aedes (Oc.) melanimon	1 0 %
		07/27/2015	Aedes vexans	262 57 %
		07/27/2015	Culex pipiens	24 5 %
		07/27/2015	Culex tarsalis	155 34 %
		07/27/2015	Culiseta inornata	6 1 %
Trap Total			457	



- Aedes-Oc
- Anopheles
- Culex
- Culiseta
- Other


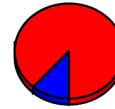
FC-011	LIGHT	Larimer Golden Currant		
		07/29/2015	Aedes (Oc.) dorsalis	3 2 %
		07/29/2015	Aedes cinereus	11 8 %
		07/29/2015	Aedes vexans	98 69 %
		07/29/2015	Culex tarsalis	26 18 %




Trap #	Date	Species	Count	Percent	
Trap Total			143		<ul style="list-style-type: none"> ■ Aedes-Oc ■ Anopheles ■ Culex ■ Culiseta ■ Other
FC-014	LIGHT	Larimer	Fort Collins Vistors Center		
	07/27/2015	Aedes (Oc.) dorsalis	51	12 %	
	07/27/2015	Aedes vexans	248	57 %	
	07/27/2015	Coquillettidia perturban	1	0 %	
	07/27/2015	Culex pipiens	7	2 %	
	07/27/2015	Culex tarsalis	123	28 %	
	07/27/2015	Culiseta inornata	6	1 %	
		Trap Total	436		<ul style="list-style-type: none"> ■ Aedes-Oc ■ Anopheles ■ Culex ■ Culiseta ■ Other
FC-015	LIGHT	Larimer	Stuart and Dorset		
	07/29/2015	Aedes vexans	19	31 %	
	07/29/2015	Culex pipiens	1	2 %	
	07/29/2015	Culex tarsalis	42	68 %	
		Trap Total	62		<ul style="list-style-type: none"> ■ Aedes-Oc ■ Anopheles ■ Culex ■ Culiseta ■ Other
FC-019	LIGHT	Larimer	Edora Park		
	07/27/2015	Aedes (Oc.) dorsalis	1	1 %	
	07/27/2015	Aedes (Oc.) melanimon	3	2 %	
	07/27/2015	Aedes vexans	53	30 %	
	07/27/2015	Anopheles earlei	1	1 %	
	07/27/2015	Coquillettidia perturban	1	1 %	
	07/27/2015	Culex pipiens	21	12 %	
	07/27/2015	Culex tarsalis	96	54 %	
	07/27/2015	Culiseta inornata	2	1 %	
		Trap Total	178		<ul style="list-style-type: none"> ■ Aedes-Oc ■ Anopheles ■ Culex ■ Culiseta ■ Other
FC-023	LIGHT	Larimer	Boltz		
	07/28/2015	Aedes (Oc.) dorsalis	2	2 %	
	07/28/2015	Aedes (Oc.) melanimon	1	1 %	
	07/28/2015	Aedes vexans	9	9 %	



Trap #	Date	Species	Count	Percent
	07/28/2015	Culex pipiens	2	2 %
	07/28/2015	Culex tarsalis	91	87 %
		Trap Total	105	



FC-027	LIGHT	Larimer	San Luis		
		07/28/2015	Aedes (Oc.) melanimon	2	0 %
		07/28/2015	Aedes vexans	124	24 %
		07/28/2015	Culex pipiens	9	2 %
		07/28/2015	Culex tarsalis	388	74 %
		07/28/2015	Culiseta inornata	2	0 %
			Trap Total	525	



FC-029	LIGHT	Larimer	Bens Park		
		07/30/2015	Aedes (Oc.) dorsalis	5	3 %
		07/30/2015	Aedes (Oc.) nigromaculi	1	1 %
		07/30/2015	Aedes vexans	61	37 %
		07/30/2015	Culex pipiens	3	2 %
		07/30/2015	Culex tarsalis	93	56 %
		07/30/2015	Culiseta inornata	3	2 %
			Trap Total	166	



FC-029g	GRAVID	Larimer	Bens Park		
		07/30/2015	Culex pipiens	47	92 %
		07/30/2015	Culiseta inornata	4	8 %
			Trap Total	51	



FC-031	LIGHT	Larimer	Willow Springs		
		07/28/2015	Aedes (Oc.) dorsalis	5	2 %
		07/28/2015	Aedes vexans	37	17 %
		07/28/2015	Culex pipiens	2	1 %
		07/28/2015	Culex tarsalis	161	75 %
		07/28/2015	Culiseta inornata	9	4 %




Trap #	Date	Species	Count	Percent	
Trap Total			214		<ul style="list-style-type: none"> ■ Aedes-Oc ■ Anopheles ■ Culex ■ Culiseta ■ Other
FC-034	LIGHT	Larimer	Country Club		
	07/27/2015	Aedes (Oc.) dorsalis	6	6 %	
	07/27/2015	Aedes vexans	45	43 %	
	07/27/2015	Culex pipiens	2	2 %	
	07/27/2015	Culex tarsalis	51	49 %	
Trap Total			104		<ul style="list-style-type: none"> ■ Aedes-Oc ■ Anopheles ■ Culex ■ Culiseta ■ Other
FC-036	LIGHT	Larimer	Hemlock		
	07/27/2015	Aedes (Oc.) dorsalis	16	2 %	
	07/27/2015	Aedes (Oc.) hendersoni	2	0 %	
	07/27/2015	Aedes (Oc.) increpitus	3	0 %	
	07/27/2015	Aedes vexans	519	63 %	
	07/27/2015	Coquillettidia perturban	5	1 %	
	07/27/2015	Culex pipiens	16	2 %	
	07/27/2015	Culex tarsalis	236	29 %	
	07/27/2015	Culiseta inornata	26	3 %	
Trap Total			823		<ul style="list-style-type: none"> ■ Aedes-Oc ■ Anopheles ■ Culex ■ Culiseta ■ Other
FC-037	LIGHT	Larimer	Chelsea Ridge		
	07/30/2015	Aedes vexans	23	25 %	
	07/30/2015	Culex pipiens	3	3 %	
	07/30/2015	Culex tarsalis	67	72 %	
Trap Total			93		<ul style="list-style-type: none"> ■ Aedes-Oc ■ Anopheles ■ Culex ■ Culiseta ■ Other
FC-038	LIGHT	Larimer	Lochside Lane		
	07/27/2015	Aedes (Oc.) dorsalis	5	3 %	
	07/27/2015	Aedes vexans	51	34 %	
	07/27/2015	Culex pipiens	4	3 %	
	07/27/2015	Culex tarsalis	85	57 %	
	07/27/2015	Culiseta inornata	3	2 %	




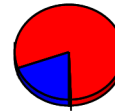
Trap #	Date	Species	Count	Percent
Trap Total			148	
<ul style="list-style-type: none"> ■ Aedes-Oc ■ Anopheles ■ Culex ■ Culiseta ■ Other 				
FC-039	LIGHT	Larimer	Fossil Creek South (Greenstone)	
	07/28/2015	Trap malfunction	0	0 % RESET 7/28/2015
	07/29/2015	Aedes (Oc.) dorsalis	10	6 %
	07/29/2015	Aedes vexans	36	21 %
	07/29/2015	Culex pipiens	3	2 %
	07/29/2015	Culex tarsalis	118	67 %
	07/29/2015	Culiseta inornata	8	5 %
Trap Total			175	
<ul style="list-style-type: none"> ■ Aedes-Oc ■ Anopheles ■ Culex ■ Culiseta ■ Other 				
FC-040	LIGHT	Larimer	Redwood	
	07/27/2015	Aedes (Oc.) dorsalis	15	4 %
	07/27/2015	Aedes (Oc.) melanimon	3	1 %
	07/27/2015	Aedes vexans	168	41 %
	07/27/2015	Culex pipiens	37	9 %
	07/27/2015	Culex tarsalis	181	45 %
	07/27/2015	Culiseta inornata	1	0 %
Trap Total			405	
<ul style="list-style-type: none"> ■ Aedes-Oc ■ Anopheles ■ Culex ■ Culiseta ■ Other 				
FC-040g	GRAVID	Larimer	Redwood	
	07/27/2015	Aedes vexans	2	1 %
	07/27/2015	Culex pipiens	158	96 %
	07/27/2015	Culex tarsalis	4	2 %
	07/27/2015	Culiseta inornata	1	1 %
Trap Total			165	
<ul style="list-style-type: none"> ■ Aedes-Oc ■ Anopheles ■ Culex ■ Culiseta ■ Other 				
FC-041	LIGHT	Larimer	Fishback	
	07/29/2015	Aedes (Oc.) dorsalis	2	1 %
	07/29/2015	Aedes (Oc.) hendersoni	1	0 %
	07/29/2015	Aedes vexans	29	11 %
	07/29/2015	Culex pipiens	63	23 %




Trap #	Date	Species	Count	Percent
	07/29/2015	Culex tarsalis	172	64 %
	07/29/2015	Culiseta inornata	3	1 %
		Trap Total	270	




FC-046	LIGHT	Larimer	725 Westshore Court		
		07/28/2015	Aedes (Oc.) melanimon	1	1 %
		07/28/2015	Aedes vexans	32	19 %
		07/28/2015	Culex pipiens	16	9 %
		07/28/2015	Culex tarsalis	119	70 %
		07/28/2015	Culiseta inornata	1	1 %
			Trap Total	169	



FC-047	LIGHT	Larimer	Keenland & Twin Oak		
		07/28/2015	Aedes (Oc.) dorsalis	3	4 %
		07/28/2015	Aedes vexans	8	11 %
		07/28/2015	Culex pipiens	4	5 %
		07/28/2015	Culex tarsalis	58	79 %
			Trap Total	73	



FC-049	LIGHT	Larimer	Casa Grande and Downing		
		07/29/2015	Aedes vexans	5	14 %
		07/29/2015	Culex pipiens	10	29 %
		07/29/2015	Culex tarsalis	20	57 %
			Trap Total	35	



FC-050	LIGHT	Larimer	Golden Meadows Ditch		
		07/28/2015	Aedes (Oc.) dorsalis	4	1 %
		07/28/2015	Aedes vexans	141	25 %
		07/28/2015	Culex pipiens	98	18 %
		07/28/2015	Culex tarsalis	287	52 %
		07/28/2015	Culiseta inornata	27	5 %



Trap #	Date	Species	Count	Percent		
Trap Total			557		<ul style="list-style-type: none"> ■ Aedes-Oc ■ Anopheles ■ Culex ■ Culiseta ■ Other 	
FC-052	LIGHT	Larimer	603 Gilgalad Way			
	07/29/2015	Aedes (Oc.) dorsalis	1	0 %		
	07/29/2015	Aedes vexans	111	54 %		
	07/29/2015	Culex pipiens	5	2 %		
	07/29/2015	Culex tarsalis	81	39 %		
	07/29/2015	Culiseta inornata	9	4 %		
Trap Total			207		<ul style="list-style-type: none"> ■ Aedes-Oc ■ Anopheles ■ Culex ■ Culiseta ■ Other 	
FC-053	LIGHT	Larimer	Egret and Rookery			
	07/27/2015	Aedes (Oc.) dorsalis	3	2 %		
	07/27/2015	Aedes vexans	58	31 %		
	07/27/2015	Culex pipiens	17	9 %		
	07/27/2015	Culex tarsalis	107	58 %		
	07/27/2015	Culiseta inornata	1	1 %		
Trap Total			186		<ul style="list-style-type: none"> ■ Aedes-Oc ■ Anopheles ■ Culex ■ Culiseta ■ Other 	
FC-054	LIGHT	Larimer	737 Parliament Court			
	07/30/2015	Aedes vexans	73	85 %		
	07/30/2015	Culex pipiens	3	3 %		
	07/30/2015	Culex tarsalis	10	12 %		
Trap Total			86		<ul style="list-style-type: none"> ■ Aedes-Oc ■ Anopheles ■ Culex ■ Culiseta ■ Other 	
FC-057	LIGHT	Larimer	Registry Ridge- End of Ranger Dr			
	07/30/2015	Aedes (Oc.) dorsalis	8	21 %		
	07/30/2015	Aedes (Oc.) melanimon	1	3 %		
	07/30/2015	Aedes vexans	8	21 %		
	07/30/2015	Culex tarsalis	20	53 %		
	07/30/2015	Culiseta inornata	1	3 %		



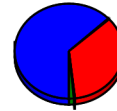
Trap #	Date	Species	Count	Percent	
Trap Total			38		<ul style="list-style-type: none"> ■ Aedes-Oc ■ Anopheles ■ Culex ■ Culiseta ■ Other
FC-058	LIGHT	Larimer	Spring Creek Trail @ Michener Dr		
	07/29/2015	Aedes (Oc.) melanimon	2	4 %	
	07/29/2015	Aedes vexans	20	43 %	
	07/29/2015	Culex tarsalis	19	41 %	
	07/29/2015	Culiseta inornata	5	11 %	
Trap Total			46		<ul style="list-style-type: none"> ■ Aedes-Oc ■ Anopheles ■ Culex ■ Culiseta ■ Other
FC-059	LIGHT	Larimer	Springwood and Lockwood		
	07/28/2015	Trap malfunction	0	0 %	RESET 7/28/2015
	07/29/2015	Aedes (Oc.) dorsalis	2	1 %	
	07/29/2015	Aedes vexans	101	52 %	
	07/29/2015	Culex pipiens	20	10 %	
	07/29/2015	Culex tarsalis	64	33 %	
	07/29/2015	Culiseta inornata	8	4 %	
Trap Total			195		<ul style="list-style-type: none"> ■ Aedes-Oc ■ Anopheles ■ Culex ■ Culiseta ■ Other
FC-060	LIGHT	Larimer	808 Pondersosa		
	07/29/2015	Aedes vexans	12	27 %	
	07/29/2015	Culex pipiens	7	16 %	
	07/29/2015	Culex tarsalis	26	58 %	
Trap Total			45		<ul style="list-style-type: none"> ■ Aedes-Oc ■ Anopheles ■ Culex ■ Culiseta ■ Other
FC-061	LIGHT	Larimer	Holley Environ. Plant Research Ctr		
	07/29/2015	Aedes vexans	27	31 %	
	07/29/2015	Culex pipiens	3	3 %	
	07/29/2015	Culex tarsalis	56	64 %	
	07/29/2015	Culiseta inornata	1	1 %	



Trap #	Date	Species	Count	Percent	
Trap Total			87		<ul style="list-style-type: none"> ■ Aedes-Oc ■ Anopheles ■ Culex ■ Culiseta ■ Other
FC-062	LIGHT	Larimer	Waters Edge at Blue Mesa		
	07/30/2015	Aedes (Oc.) dorsalis	5	11 %	
	07/30/2015	Aedes vexans	9	20 %	
	07/30/2015	Culex pipiens	1	2 %	
	07/30/2015	Culex tarsalis	30	67 %	
		Trap Total	45		<ul style="list-style-type: none"> ■ Aedes-Oc ■ Anopheles ■ Culex ■ Culiseta ■ Other
FC-063	LIGHT	Larimer	Red Fox Meadows FCNA		
	07/29/2015	Aedes vexans	149	90 %	
	07/29/2015	Culex tarsalis	17	10 %	
		Trap Total	166		<ul style="list-style-type: none"> ■ Aedes-Oc ■ Anopheles ■ Culex ■ Culiseta ■ Other
FC-063g	GRAVID	Larimer	Red Fox Meadows FCNA		
	07/29/2015	Culex pipiens	46	100 %	
		Trap Total	46		<ul style="list-style-type: none"> ■ Aedes-Oc ■ Anopheles ■ Culex ■ Culiseta ■ Other
FC-064	LIGHT	Larimer	West Chase @ Kechter Farm		
	07/28/2015	Aedes (Oc.) dorsalis	28	7 %	
	07/28/2015	Aedes vexans	213	55 %	
	07/28/2015	Culex pipiens	1	0 %	
	07/28/2015	Culex tarsalis	144	37 %	
	07/28/2015	Culiseta inornata	4	1 %	
		Trap Total	390		<ul style="list-style-type: none"> ■ Aedes-Oc ■ Anopheles ■ Culex ■ Culiseta ■ Other
FC-066	LIGHT	Larimer	Prospect Ponds @ Drake Water		
	07/27/2015	Trap malfunction	0	0 %	RESET 7/27/2015
	07/28/2015	Aedes (Oc.) dorsalis	14	1 %	



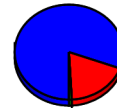
Trap #	Date	Species	Count	Percent
	07/28/2015	Aedes (Oc.) increpitus	35	2 %
	07/28/2015	Aedes (Oc.) nigromaculi	21	1 %
	07/28/2015	Aedes vexans	1,162	59 %
	07/28/2015	Anopheles earlei	7	0 %
	07/28/2015	Coquillettidia perturban	28	1 %
	07/28/2015	Culex pipiens	18	1 %
	07/28/2015	Culex tarsalis	666	34 %
	07/28/2015	Culiseta inornata	7	0 %
Trap Total			1,958	



FC-066g GRAVID	Larimer	Prospect Ponds @ Drake Water	Count	Percent
	07/27/2015	Aedes vexans	1	11 %
	07/27/2015	Coquillettidia perturban	1	11 %
	07/27/2015	Culex pipiens	6	67 %
	07/27/2015	Culiseta inornata	1	11 %
Trap Total			9	



FC-067 LIGHT	Larimer	Poudre River Drive at bike trail	Count	Percent
	07/27/2015	Trap malfunction	0	0 % RESET 7/27/2015
	07/29/2015	Aedes (Oc.) hendersoni	1	0 %
	07/29/2015	Aedes (Oc.) increpitus	68	8 %
	07/29/2015	Aedes (Oc.) melanimon	8	1 %
	07/29/2015	Aedes vexans	583	71 %
	07/29/2015	Coquillettidia perturban	7	1 %
	07/29/2015	Culex pipiens	5	1 %
	07/29/2015	Culex tarsalis	147	18 %
Trap Total			819	



FC-068 LIGHT	Larimer	502 Crest Drive	Count	Percent
	07/30/2015	Aedes (Oc.) dorsalis	1	2 %
	07/30/2015	Aedes vexans	13	22 %
	07/30/2015	Culex pipiens	6	10 %
	07/30/2015	Culex tarsalis	37	63 %
	07/30/2015	Culiseta inornata	2	3 %



Trap #	Date	Species	Count	Percent
Trap Total			59	
<ul style="list-style-type: none"> ■ Aedes-Oc ■ Anopheles ■ Culex ■ Culiseta ■ Other 				
FC-069	LIGHT	Larimer	Linden Lake Rd	
	07/27/2015	Aedes (Oc.) dorsalis	12	4 %
	07/27/2015	Aedes (Oc.) melanimon	5	2 %
	07/27/2015	Aedes vexans	155	50 %
	07/27/2015	Culex pipiens	5	2 %
	07/27/2015	Culex tarsalis	129	42 %
	07/27/2015	Culiseta inornata	1	0 %
Trap Total			307	
<ul style="list-style-type: none"> ■ Aedes-Oc ■ Anopheles ■ Culex ■ Culiseta ■ Other 				
FC-071	LIGHT	Larimer	Silvergate Road	
	07/30/2015	Aedes vexans	5	31 %
	07/30/2015	Culex pipiens	3	19 %
	07/30/2015	Culex tarsalis	8	50 %
Trap Total			16	
<ul style="list-style-type: none"> ■ Aedes-Oc ■ Anopheles ■ Culex ■ Culiseta ■ Other 				
FC-072	LIGHT	Larimer	422 Lake Drive Alley	
	07/27/2015	Aedes (Oc.) dorsalis	2	1 %
	07/27/2015	Aedes (Oc.) hendersoni	2	1 %
	07/27/2015	Aedes (Oc.) melanimon	1	1 %
	07/27/2015	Aedes vexans	39	20 %
	07/27/2015	Culex pipiens	7	4 %
	07/27/2015	Culex tarsalis	147	74 %
Trap Total			198	
<ul style="list-style-type: none"> ■ Aedes-Oc ■ Anopheles ■ Culex ■ Culiseta ■ Other 				
FC-073	LIGHT	Larimer	118 Grant	
	07/29/2015	Aedes (Oc.) dorsalis	1	2 %
	07/29/2015	Aedes vexans	22	39 %
	07/29/2015	Culex pipiens	2	4 %
	07/29/2015	Culex tarsalis	30	53 %
	07/29/2015	Culiseta inornata	2	4 %



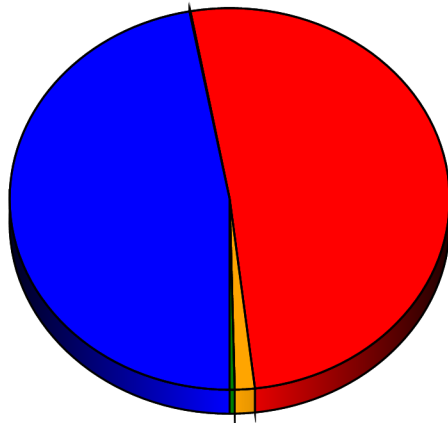
Trap #	Date	Species	Count	Percent	
Trap Total			57		<ul style="list-style-type: none"> ■ Aedes-Oc ■ Anopheles ■ Culex ■ Culiseta ■ Other
FC-074	LIGHT	Larimer	Rockcreek		
	07/28/2015	Aedes (Oc.) dorsalis	33	9 %	
	07/28/2015	Aedes (Oc.) melanimon	3	1 %	
	07/28/2015	Aedes (Oc.) nigromaculi	2	1 %	
	07/28/2015	Aedes vexans	160	46 %	
	07/28/2015	<u>Culex tarsalis</u>	<u>152</u>	<u>43 %</u>	
Trap Total			350		<ul style="list-style-type: none"> ■ Aedes-Oc ■ Anopheles ■ Culex ■ Culiseta ■ Other
FC-075	LIGHT	Larimer	North Sage Creek		
	07/28/2015	Aedes (Oc.) dorsalis	2	1 %	
	07/28/2015	Aedes vexans	46	33 %	
	07/28/2015	Culex pipiens	22	16 %	
	07/28/2015	Culex tarsalis	70	50 %	
	07/28/2015	<u>Culiseta inornata</u>	<u>1</u>	<u>1 %</u>	
Trap Total			141		<ul style="list-style-type: none"> ■ Aedes-Oc ■ Anopheles ■ Culex ■ Culiseta ■ Other
FC-075g	GRAVID	Larimer	North Sage Creek Gravid		
	07/28/2015	Aedes vexans	4	3 %	
	07/28/2015	Culex pipiens	142	92 %	
	07/28/2015	Culex tarsalis	1	1 %	
	07/28/2015	<u>Culiseta inornata</u>	<u>8</u>	<u>5 %</u>	
Trap Total			155		<ul style="list-style-type: none"> ■ Aedes-Oc ■ Anopheles ■ Culex ■ Culiseta ■ Other
FC-088g	GRAVID	Larimer	English Ranch Park		
	07/28/2015	Culex pipiens	161	96 %	
	07/28/2015	<u>Culex tarsalis</u>	<u>6</u>	<u>4 %</u>	
Trap Total			167		<ul style="list-style-type: none"> ■ Aedes-Oc ■ Anopheles ■ Culex ■ Culiseta ■ Other



Trap #	Date	Species	Count	Percent	
FC-089g GRAVID	Larimer	Kunz Ct and Brook Dr			
	07/30/2015	Culex pipiens	44	98 %	<ul style="list-style-type: none"> ■ Aedes-Oc ■ Anopheles ■ Culex ■ Culiseta ■ Other
	07/30/2015	Culiseta inornata	1	2 %	
		Trap Total	45		
FC-090g GRAVID	Larimer	Mountain Grandview Cemetery			
	07/29/2015	Culex pipiens	22	96 %	<ul style="list-style-type: none"> ■ Aedes-Oc ■ Anopheles ■ Culex ■ Culiseta ■ Other
	07/29/2015	Culex tarsalis	1	4 %	
		Trap Total	23		
FC-091g GRAVID	Larimer	PVH			
	07/27/2015	Culex pipiens	16	89 %	<ul style="list-style-type: none"> ■ Aedes-Oc ■ Anopheles ■ Culex ■ Culiseta ■ Other
	07/27/2015	Culex tarsalis	2	11 %	
		Trap Total	18		
FC-092g GRAVID	Larimer	Udall Natural Area			
	07/27/2015	Culex pipiens	19	100 %	<ul style="list-style-type: none"> ■ Aedes-Oc ■ Anopheles ■ Culex ■ Culiseta ■ Other
		Trap Total	19		
FC-093 LIGHT	Larimer	Lopez Elementary School			
	07/30/2015	Aedes vexans	42	31 %	<ul style="list-style-type: none"> ■ Aedes-Oc ■ Anopheles ■ Culex ■ Culiseta ■ Other
	07/30/2015	Culex pipiens	14	10 %	
	07/30/2015	Culex tarsalis	75	56 %	
	07/30/2015	Culiseta inornata	4	3 %	
		Trap Total	135		
Grand Total			11,675		



Trap #	Date	Species	Count	Percent
--------	------	---------	-------	---------



Aedes-OC
Anopheles
Culex
Culiseta
Other

TOTAL	%
5,496	47 %
8	0 %
5,957	51 %
171	1 %
43	0 %