
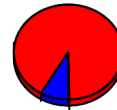




Trap #	Date	Species	Count	Percent	
FC-001	LIGHT	Larimer Magic Carpet			
		07/24/2014	Aedes (Oc.) dorsalis	4	5 %
		07/24/2014	Aedes (Oc.) nigromaculi	2	2 %
		07/24/2014	Aedes vexans	19	23 %
		07/24/2014	Culex pipiens	1	1 %
		07/24/2014	Culex tarsalis	55	67 %
		07/24/2014	Culiseta inornata	1	1 %
Trap Total			82		



FC-004	LIGHT	Larimer Bighorn Drive			
		07/21/2014	Aedes (Oc.) dorsalis	3	1 %
		07/21/2014	Aedes (Oc.) melanimon	2	1 %
		07/21/2014	Aedes vexans	22	7 %
		07/21/2014	Culex pipiens	28	9 %
		07/21/2014	Culex tarsalis	268	83 %
		07/21/2014	Culiseta inornata	1	0 %
Trap Total			324		



FC-006	LIGHT	Larimer North Linden			
		07/21/2014	Aedes (Oc.) dorsalis	7	1 %
		07/21/2014	Aedes (Oc.) melanimon	2	0 %
		07/21/2014	Aedes vexans	129	24 %
		07/21/2014	Culex pipiens	49	9 %
		07/21/2014	Culex spp	2	0 %
		07/21/2014	Culex tarsalis	338	62 %
		07/21/2014	Culiseta inornata	20	4 %
Trap Total			547		



FC-011	LIGHT	Larimer Golden Currant			
		07/23/2014	Aedes vexans	164	94 %
		07/23/2014	Culex pipiens	3	2 %
		07/23/2014	Culex tarsalis	7	4 %



Trap #	Date	Species	Count	Percent
Trap Total			174	
<ul style="list-style-type: none"> ■ Aedes-Oc ■ Anopheles ■ Culex ■ Culiseta ■ Other 				
FC-014	LIGHT	Larimer	Fort Collins Vistors Center	
	07/21/2014	Trap malfunction	0	0 % Reset 07/21/2014
	07/22/2014	Aedes (Oc.) dorsalis	86	15 %
	07/22/2014	Aedes (Oc.) melanimon	5	1 %
	07/22/2014	Aedes vexans	253	44 %
	07/22/2014	Culex pipiens	4	1 %
	07/22/2014	Culex spp	6	1 %
	07/22/2014	Culex tarsalis	193	33 %
	07/22/2014	Culiseta inornata	31	5 %
Trap Total			578	
<ul style="list-style-type: none"> ■ Aedes-Oc ■ Anopheles ■ Culex ■ Culiseta ■ Other 				
FC-015	LIGHT	Larimer	Stuart and Dorset	
	07/23/2014	Aedes vexans	38	67 %
	07/23/2014	Culex tarsalis	19	33 %
Trap Total			57	
<ul style="list-style-type: none"> ■ Aedes-Oc ■ Anopheles ■ Culex ■ Culiseta ■ Other 				
FC-019	LIGHT	Larimer	Edora Park	
	07/21/2014	Aedes (Oc.) dorsalis	4	2 %
	07/21/2014	Aedes vexans	47	24 %
	07/21/2014	Culex pipiens	18	9 %
	07/21/2014	Culex tarsalis	120	62 %
	07/21/2014	Culiseta inornata	5	3 %
Trap Total			194	
<ul style="list-style-type: none"> ■ Aedes-Oc ■ Anopheles ■ Culex ■ Culiseta ■ Other 				
FC-023	LIGHT	Larimer	Boltz	
	07/22/2014	Aedes (Oc.) dorsalis	8	3 %
	07/22/2014	Aedes vexans	32	13 %
	07/22/2014	Culex pipiens	9	4 %
	07/22/2014	Culex tarsalis	191	78 %
	07/22/2014	Culiseta inornata	4	2 %




Adult Trap Data - Detail

Trap #	Date	Species	Count	Percent	
Trap Total			244		<ul style="list-style-type: none"> ■ Aedes-Oc ■ Anopheles ■ Culex ■ Culiseta ■ Other
FC-027	LIGHT	Larimer	San Luis		
	07/22/2014	Aedes (Oc.) dorsalis	11	2 %	
	07/22/2014	Aedes (Oc.) melanimon	1	0 %	
	07/22/2014	Aedes vexans	144	22 %	
	07/22/2014	Culex pipiens	30	5 %	
	07/22/2014	Culex tarsalis	452	70 %	
	07/22/2014	Culiseta inornata	4	1 %	
Trap Total			642		<ul style="list-style-type: none"> ■ Aedes-Oc ■ Anopheles ■ Culex ■ Culiseta ■ Other
FC-029	LIGHT	Larimer	Bens Park		
	07/24/2014	Aedes (Oc.) dorsalis	2	1 %	
	07/24/2014	Aedes vexans	74	48 %	
	07/24/2014	Culex pipiens	4	3 %	
	07/24/2014	Culex tarsalis	71	46 %	
	07/24/2014	Culiseta inornata	2	1 %	
Trap Total			153		<ul style="list-style-type: none"> ■ Aedes-Oc ■ Anopheles ■ Culex ■ Culiseta ■ Other
FC-029g	GRAVID	Larimer	Bens Park		
	07/24/2014	Culex pipiens	139	99 %	
	07/24/2014	Culex tarsalis	1	1 %	
Trap Total			140		<ul style="list-style-type: none"> ■ Aedes-Oc ■ Anopheles ■ Culex ■ Culiseta ■ Other
FC-031	LIGHT	Larimer	Willow Springs		
	07/22/2014	Aedes (Oc.) dorsalis	13	3 %	
	07/22/2014	Aedes vexans	37	9 %	
	07/22/2014	Culex pipiens	6	2 %	
	07/22/2014	Culex tarsalis	328	82 %	
	07/22/2014	Culiseta inornata	14	4 %	



Trap #	Date	Species	Count	Percent
--------	------	---------	-------	---------


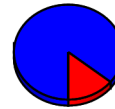
Trap Total 398



FC-034	LIGHT	Larimer	Country Club
--------	-------	---------	--------------

07/21/2014	Aedes (Oc.) dorsalis	17	7 %
07/21/2014	Aedes (Oc.) trivittatus	2	1 %
07/21/2014	Aedes vexans	187	78 %
07/21/2014	Culex tarsalis	34	14 %

Trap Total 240



FC-036	LIGHT	Larimer	Hemlock
--------	-------	---------	---------

07/21/2014	Aedes (Oc.) dorsalis	5	1 %
07/21/2014	Aedes (Oc.) increpitus	3	1 %
07/21/2014	Aedes (Oc.) melanimon	6	1 %
07/21/2014	Aedes (Oc.) trivittatus	1	0 %
07/21/2014	Aedes vexans	276	58 %
07/21/2014	Coquillettidia perturban	12	3 %
07/21/2014	Culex pipiens	1	0 %
07/21/2014	Culex spp	3	1 %
07/21/2014	Culex tarsalis	161	34 %
07/21/2014	Culiseta inornata	4	1 %

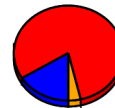
Trap Total 472



FC-037	LIGHT	Larimer	Chelsea Ridge
--------	-------	---------	---------------

07/24/2014	Aedes (Oc.) dorsalis	3	2 %
07/24/2014	Aedes (Oc.) nigromaculi	1	1 %
07/24/2014	Aedes vexans	18	13 %
07/24/2014	Culex pipiens	7	5 %
07/24/2014	Culex tarsalis	102	75 %
07/24/2014	Culiseta inornata	5	4 %

Trap Total 136





Trap #	Date	Species	Count	Percent
FC-038	LIGHT	Larimer	Lochside Lane	
	07/21/2014	Aedes (Oc.) dorsalis	47	9 %
	07/21/2014	Aedes (Oc.) melanimon	5	1 %
	07/21/2014	Aedes vexans	194	38 %
	07/21/2014	Culex pipiens	11	2 %
	07/21/2014	Culex tarsalis	248	48 %
	07/21/2014	Culiseta inornata	8	2 %
		Trap Total	513	



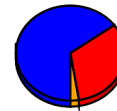
- Aedes-Oc
- Anopheles
- Culex
- Culiseta
- Other

FC-039	LIGHT	Larimer	Fossil Creek South (Greenstone)	
	07/22/2014	Aedes (Oc.) dorsalis	47	23 %
	07/22/2014	Aedes (Oc.) melanimon	1	0 %
	07/22/2014	Aedes vexans	9	4 %
	07/22/2014	Culex tarsalis	143	69 %
	07/22/2014	Culiseta inornata	7	3 %
		Trap Total	207	




- Aedes-Oc
- Anopheles
- Culex
- Culiseta
- Other

FC-040	LIGHT	Larimer	Redwood	
	07/21/2014	Aedes (Oc.) dorsalis	33	10 %
	07/21/2014	Aedes (Oc.) melanimon	1	0 %
	07/21/2014	Aedes vexans	172	54 %
	07/21/2014	Culex pipiens	6	2 %
	07/21/2014	Culex tarsalis	97	31 %
	07/21/2014	Culiseta inornata	8	3 %
		Trap Total	317	



- Aedes-Oc
- Anopheles
- Culex
- Culiseta
- Other

FC-040g	GRAVID	Larimer	Redwood	
	07/21/2014	Culex pipiens	8	100 %
		Trap Total	8	




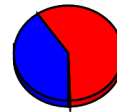
- Aedes-Oc
- Anopheles
- Culex
- Culiseta
- Other

FC-041	LIGHT	Larimer	Fishback	
	07/23/2014	Aedes (Oc.) hendersoni	1	0 %




Adult Trap Data - Detail

Trap #	Date	Species	Count	Percent
	07/23/2014	Aedes (Oc.) melanimon	2	0 %
	07/23/2014	Aedes (Oc.) trivittatus	4	1 %
	07/23/2014	Aedes vexans	213	39 %
	07/23/2014	Culex pipiens	16	3 %
	07/23/2014	Culex tarsalis	305	56 %
	07/23/2014	Culiseta inornata	3	1 %
		Trap Total	544	



FC-046	LIGHT	Larimer	725 Westshore Court		
		07/22/2014	Aedes (Oc.) dorsalis	1	1 %
		07/22/2014	Aedes vexans	28	17 %
		07/22/2014	Culex pipiens	7	4 %
		07/22/2014	Culex tarsalis	129	78 %
		07/22/2014	Culiseta inornata	1	1 %
			Trap Total	166	



FC-047	LIGHT	Larimer	Keenland & Twin Oak		
		07/22/2014	Aedes vexans	6	12 %
		07/22/2014	Culex pipiens	1	2 %
		07/22/2014	Culex tarsalis	45	87 %
			Trap Total	52	



FC-049	LIGHT	Larimer	Casa Grande and Downing		
		07/23/2014	Aedes vexans	13	23 %
		07/23/2014	Culex pipiens	7	12 %
		07/23/2014	Culex tarsalis	36	64 %
			Trap Total	56	




FC-050	LIGHT	Larimer	Golden Meadows Ditch		
		07/22/2014	Aedes (Oc.) dorsalis	1	0 %
		07/22/2014	Aedes vexans	21	8 %
		07/22/2014	Culex pipiens	24	9 %



Adult Trap Data - Detail


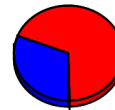
Trap #	Date	Species	Count	Percent
	07/22/2014	Culex tarsalis	208	80 %
	07/22/2014	Culiseta inornata	7	3 %
Trap Total			261	



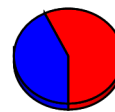
FC-052	LIGHT	Larimer	603 Gilgalad Way		
		07/23/2014	Aedes (Oc.) dorsalis	22	3 %
		07/23/2014	Aedes (Oc.) trivittatus	3	0 %
		07/23/2014	Aedes cinereus	16	2 %
		07/23/2014	Aedes vexans	636	84 %
		07/23/2014	Culex pipiens	2	0 %
		07/23/2014	Culex tarsalis	80	11 %
		07/23/2014	Culiseta inornata	2	0 %
Trap Total			761		



FC-053	LIGHT	Larimer	Egret and Rookery		
		07/21/2014	Aedes (Oc.) dorsalis	20	7 %
		07/21/2014	Aedes (Oc.) melanimon	3	1 %
		07/21/2014	Aedes vexans	62	23 %
		07/21/2014	Culex pipiens	3	1 %
		07/21/2014	Culex spp	2	1 %
		07/21/2014	Culex tarsalis	184	67 %
		07/21/2014	Culiseta inornata	1	0 %
Trap Total			275		

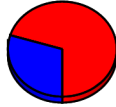


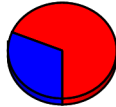
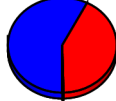


FC-054	LIGHT	Larimer	737 Parliament Court		
		07/24/2014	Aedes (Oc.) nigromaculi	1	3 %
		07/24/2014	Aedes vexans	14	40 %
		07/24/2014	Culex tarsalis	20	57 %
Trap Total			35		



FC-057	LIGHT	Larimer	Registry Ridge- End of Ranger Dr		
		07/24/2014	Aedes (Oc.) dorsalis	11	30 %




Trap #	Date	Species	Count	Percent	
	07/24/2014	Culex tarsalis	26	70 %	
		Trap Total	37		 <ul style="list-style-type: none"> ■ Aedes-Oc ■ Anopheles ■ Culex ■ Culiseta ■ Other
FC-058	LIGHT	Larimer	Spring Creek Trail @ Michener Dr		
	07/23/2014	Aedes vexans	14	45 %	
	07/23/2014	Culex pipiens	3	10 %	
	07/23/2014	Culex tarsalis	14	45 %	
		Trap Total	31		 <ul style="list-style-type: none"> ■ Aedes-Oc ■ Anopheles ■ Culex ■ Culiseta ■ Other
FC-059	LIGHT	Larimer	Springwood and Lockwood		
	07/22/2014	Aedes vexans	68	53 %	
	07/22/2014	Culex pipiens	1	1 %	
	07/22/2014	Culex tarsalis	57	45 %	
	07/22/2014	Culiseta inornata	2	2 %	
		Trap Total	128		 <ul style="list-style-type: none"> ■ Aedes-Oc ■ Anopheles ■ Culex ■ Culiseta ■ Other
FC-060	LIGHT	Larimer	808 Pondersosa		
	07/23/2014	Aedes vexans	10	31 %	
	07/23/2014	Culex tarsalis	22	69 %	
		Trap Total	32		 <ul style="list-style-type: none"> ■ Aedes-Oc ■ Anopheles ■ Culex ■ Culiseta ■ Other
FC-061	LIGHT	Larimer	Holley Environ. Plant Research Ctr		
	07/23/2014	Aedes (Oc.) dorsalis	1	0 %	
	07/23/2014	Aedes (Oc.) trivittatus	1	0 %	
	07/23/2014	Aedes vexans	143	57 %	
	07/23/2014	Culex pipiens	3	1 %	
	07/23/2014	Culex tarsalis	103	41 %	
	07/23/2014	Culiseta inornata	1	0 %	
		Trap Total	252		 <ul style="list-style-type: none"> ■ Aedes-Oc ■ Anopheles ■ Culex ■ Culiseta ■ Other





Trap #	Date	Species	Count	Percent
FC-062	LIGHT	Larimer	Waters Edge at Blue Mesa	
	07/24/2014	Aedes (Oc.) dorsalis	2	7 %
	07/24/2014	Aedes vexans	10	34 %
	07/24/2014	Culex pipiens	1	3 %
	07/24/2014	Culex tarsalis	15	52 %
	07/24/2014	Culiseta inornata	1	3 %
		Trap Total	29	
				<ul style="list-style-type: none"> ■ Aedes-Oc ■ Anopheles ■ Culex ■ Culiseta ■ Other
FC-063	LIGHT	Larimer	Red Fox Meadows FCNA	
	07/23/2014	Aedes vexans	139	87 %
	07/23/2014	Culex tarsalis	19	12 %
	07/23/2014	Culiseta inornata	1	1 %
		Trap Total	159	
				<ul style="list-style-type: none"> ■ Aedes-Oc ■ Anopheles ■ Culex ■ Culiseta ■ Other
FC-063g	GRAVID	Larimer	Red Fox Meadows FCNA	
	07/23/2014	Culex pipiens	20	100 %
		Trap Total	20	
				<ul style="list-style-type: none"> ■ Aedes-Oc ■ Anopheles ■ Culex ■ Culiseta ■ Other
FC-064	LIGHT	Larimer	West Chase @ Kechter Farm	
	07/22/2014	Aedes (Oc.) dorsalis	15	2 %
	07/22/2014	Aedes vexans	121	19 %
	07/22/2014	Culex pipiens	10	2 %
	07/22/2014	Culex tarsalis	471	76 %
	07/22/2014	Culiseta inornata	5	1 %
		Trap Total	622	
				<ul style="list-style-type: none"> ■ Aedes-Oc ■ Anopheles ■ Culex ■ Culiseta ■ Other
FC-066	LIGHT	Larimer	Prospect Ponds @ Drake Water	
	07/21/2014	Aedes (Oc.) dorsalis	108	6 %
	07/21/2014	Aedes (Oc.) increpitus	28	1 %
	07/21/2014	Aedes (Oc.) melanimon	20	1 %
	07/21/2014	Aedes (Oc.) nigromaculi	2	0 %



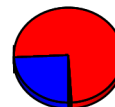
Trap #	Date	Species	Count	Percent
	07/21/2014	Aedes vexans	1,528	79 %
	07/21/2014	Anopheles earlei	4	0 %
	07/21/2014	Culex pipiens	42	2 %
	07/21/2014	Culex tarsalis	173	9 %
	07/21/2014	Culiseta inornata	20	1 %
Trap Total			1,925	




FC-066g GRAVID	Larimer	Prospect Ponds @ Drake Water		
	07/21/2014	Culex pipiens	11	85 %
	07/21/2014	Culex tarsalis	2	15 %
Trap Total			13	



FC-067 LIGHT	Larimer	Poudre River Drive at bike trail		
	07/21/2014	Aedes (Oc.) hendersoni	1	0 %
	07/21/2014	Aedes (Oc.) increpitus	26	3 %
	07/21/2014	Aedes (Oc.) melanimon	22	3 %
	07/21/2014	Aedes vexans	150	18 %
	07/21/2014	Coquillettidia perturban	4	0 %
	07/21/2014	Culex pipiens	17	2 %
	07/21/2014	Culex tarsalis	596	73 %
	07/21/2014	Culiseta inornata	4	0 %
Trap Total			820	



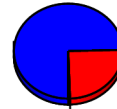
FC-068 LIGHT	Larimer	502 Crest Drive		
	07/24/2014	Aedes vexans	15	21 %
	07/24/2014	Culex pipiens	6	8 %
	07/24/2014	Culex tarsalis	41	56 %
	07/24/2014	Culiseta inornata	11	15 %
Trap Total			73	



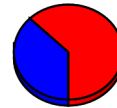
FC-069 LIGHT	Larimer	Linden Lake Rd		
	07/21/2014	Aedes (Oc.) dorsalis	7	2 %




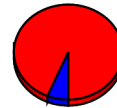
Trap #	Date	Species	Count	Percent
	07/21/2014	Aedes (Oc.) melanimon	3	1 %
	07/21/2014	Aedes vexans	272	72 %
	07/21/2014	Culex pipiens	3	1 %
	07/21/2014	Culex tarsalis	91	24 %
	07/21/2014	Culiseta inornata	2	1 %
Trap Total			378	




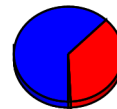
FC-071	LIGHT	Larimer	Silvergate Road		
		07/24/2014	Aedes (Oc.) dorsalis	1	12 %
		07/24/2014	Aedes vexans	2	25 %
		07/24/2014	Culex tarsalis	5	62 %
Trap Total			8		



FC-072	LIGHT	Larimer	422 Lake Drive Alley		
		07/21/2014	Aedes (Oc.) trivittatus	4	1 %
		07/21/2014	Aedes vexans	17	5 %
		07/21/2014	Culex pipiens	12	4 %
		07/21/2014	Culex tarsalis	304	90 %
Trap Total			337		



FC-073	LIGHT	Larimer	118 Grant		
		07/23/2014	Aedes (Oc.) dorsalis	3	1 %
		07/23/2014	Aedes (Oc.) trivittatus	2	1 %
		07/23/2014	Aedes vexans	168	60 %
		07/23/2014	Culex pipiens	9	3 %
		07/23/2014	Culex tarsalis	94	34 %
		07/23/2014	Culiseta inornata	2	1 %
Trap Total			278		

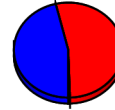


FC-074	LIGHT	Larimer	Rockcreek		
		07/22/2014	Aedes (Oc.) dorsalis	126	32 %
		07/22/2014	Aedes (Oc.) increpitus	2	1 %



Adult Trap Data - Detail

Trap #	Date	Species	Count	Percent
	07/22/2014	Aedes (Oc.) trivittatus	1	0 %
	07/22/2014	Aedes vexans	52	13 %
	07/22/2014	Culex tarsalis	208	53 %
	07/22/2014	Culiseta inornata	2	1 %
Trap Total			391	




- Aedes-Oc
- Anopheles
- Culex
- Culiseta
- Other

FC-075	LIGHT	Larimer	North Sage Creek		
		07/22/2014	Aedes vexans	96	24 %
		07/22/2014	Culex pipiens	5	1 %
		07/22/2014	Culex tarsalis	300	74 %
		07/22/2014	Culiseta inornata	4	1 %
Trap Total			405		



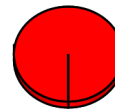
- Aedes-Oc
- Anopheles
- Culex
- Culiseta
- Other

FC-075g	GRAVID	Larimer	North Sage Creek Gravid		
		07/22/2014	Culex pipiens	18	95 %
		07/22/2014	Culex tarsalis	1	5 %
Trap Total			19		



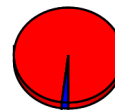
- Aedes-Oc
- Anopheles
- Culex
- Culiseta
- Other

FC-088g	GRAVID	Larimer	English Ranch Park		
		07/22/2014	Culex pipiens	94	99 %
		07/22/2014	Culex tarsalis	1	1 %
Trap Total			95		



- Aedes-Oc
- Anopheles
- Culex
- Culiseta
- Other





FC-089g	GRAVID	Larimer	Kunz Ct and Brook Dr		
		07/24/2014	Aedes vexans	2	2 %
		07/24/2014	Culex pipiens	101	97 %
		07/24/2014	Culex tarsalis	1	1 %
Trap Total			104		



- Aedes-Oc
- Anopheles
- Culex
- Culiseta
- Other



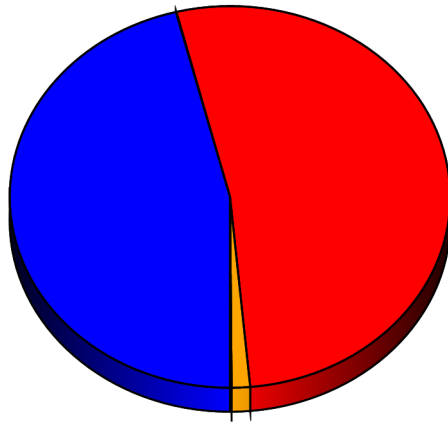
Adult Trap Data - Detail

Trap #	Date	Species	Count	Percent	
FC-090g GRAVID	Larimer	Mountain Grandview Cemetery			
	07/23/2014	Culex pipiens	67	100 %	 <ul style="list-style-type: none"> ■ Aedes-Oc ■ Anopheles ■ Culex ■ Culiseta ■ Other
		Trap Total	67		
FC-091g GRAVID	Larimer	PVH			
	07/21/2014	Culex pipiens	7	78 %	 <ul style="list-style-type: none"> ■ Aedes-Oc ■ Anopheles ■ Culex ■ Culiseta ■ Other
	07/21/2014	Culex tarsalis	2	22 %	
		Trap Total	9		
FC-092g GRAVID	Larimer	Udall Natural Area			
	07/21/2014	Culex pipiens	9	100 %	 <ul style="list-style-type: none"> ■ Aedes-Oc ■ Anopheles ■ Culex ■ Culiseta ■ Other
		Trap Total	9		
FC-093 LIGHT	Larimer	Lopez Elementary School			
	07/24/2014	Aedes (Oc.) dorsalis	5	2 %	 <ul style="list-style-type: none"> ■ Aedes-Oc ■ Anopheles ■ Culex ■ Culiseta ■ Other
	07/24/2014	Aedes (Oc.) nigromaculi	1	0 %	
	07/24/2014	Aedes vexans	71	29 %	
	07/24/2014	Culex pipiens	6	2 %	
	07/24/2014	Culex tarsalis	151	63 %	
	07/24/2014	Culiseta inornata	7	3 %	
		Trap Total	241		
Grand Total			14,058		



Adult Trap Data - Detail

Trap #	Date	Species	Count	Percent
--------	------	---------	-------	---------



Aedes-OC
Anopheles
Culex
Culiseta
Other

TOTAL	%
6,474	46 %
4	0 %
7,374	52 %
190	1 %
16	0 %