
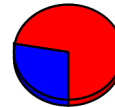



Trap #	Date	Species	Count	Percent
FC-001	LIGHT	Larimer	Magic Carpet	
		08/10/2017	Culex pipiens	2 100 %
		Trap Total		2




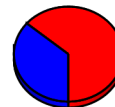
FC-004	LIGHT	Larimer	Bighorn Drive	
		08/08/2017	Aedes vexans	5 28 %
		08/08/2017	Culex pipiens	4 22 %
		08/08/2017	Culex tarsalis	9 50 %
		Trap Total		18



FC-006	LIGHT	Larimer	North Linden	
		08/07/2017	Aedes (Oc.) dorsalis	1 2 %
		08/07/2017	Aedes vexans	39 75 %
		08/07/2017	Culex pipiens	1 2 %
		08/07/2017	Culex tarsalis	11 21 %
Trap Total		52		




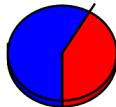
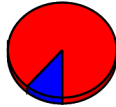
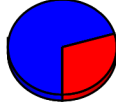

FC-011	LIGHT	Larimer	Golden Currant	
		08/09/2017	Aedes vexans	38 36 %
		08/09/2017	Culex pipiens	13 12 %
		08/09/2017	Culex tarsalis	54 51 %
Trap Total		105		


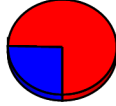
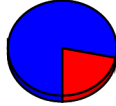




FC-014	LIGHT	Larimer	Fort Collins Vistors Center	
		08/07/2017	Operational but empty	0 0 % EBO
Trap Total		0		

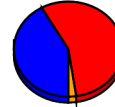


FC-015	LIGHT	Larimer	Stuart and Dorset	
		08/09/2017	Aedes vexans	6 86 %

Trap #	Date	Species	Count	Percent	
	08/09/2017	Culiseta inornata	1	14 %	
		Trap Total	7		 <ul style="list-style-type: none"> ■ Aedes-Oc ■ Anopheles ■ Culex ■ Culiseta ■ Other
FC-019	LIGHT	Larimer	Edora Park		
	08/07/2017	Aedes vexans	7	58 %	
	08/07/2017	Culex tarsalis	5	42 %	
		Trap Total	12		 <ul style="list-style-type: none"> ■ Aedes-Oc ■ Anopheles ■ Culex ■ Culiseta ■ Other
FC-023	LIGHT	Larimer	Boltz		
	08/08/2017	Aedes vexans	1	11 %	
	08/08/2017	Culex pipiens	2	22 %	
	08/08/2017	Culex tarsalis	6	67 %	
		Trap Total	9		 <ul style="list-style-type: none"> ■ Aedes-Oc ■ Anopheles ■ Culex ■ Culiseta ■ Other
FC-027	LIGHT	Larimer	San Luis		
	08/08/2017	Aedes vexans	50	70 %	
	08/08/2017	Culex pipiens	11	15 %	
	08/08/2017	Culex tarsalis	10	14 %	
		Trap Total	71		 <ul style="list-style-type: none"> ■ Aedes-Oc ■ Anopheles ■ Culex ■ Culiseta ■ Other
FC-029	LIGHT	Larimer	Bens Park		
	08/10/2017	Aedes (Oc.) melanimon	2	3 %	
	08/10/2017	Aedes vexans	42	72 %	
	08/10/2017	Culex pipiens	1	2 %	
	08/10/2017	Culex tarsalis	12	21 %	
	08/10/2017	Culiseta inornata	1	2 %	
		Trap Total	58		 <ul style="list-style-type: none"> ■ Aedes-Oc ■ Anopheles ■ Culex ■ Culiseta ■ Other

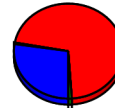
Trap #	Date	Species	Count	Percent
FC-029g GRAVID	Larimer	Bens Park		
	08/10/2017	Culex pipiens	4	80 %
	08/10/2017	Culiseta inornata	1	20 %
		Trap Total	5	
 <ul style="list-style-type: none"> ■ Aedes-Oc ■ Anopheles ■ Culex ■ Culiseta ■ Other 				
FC-031 LIGHT	Larimer	Willow Springs		
	08/08/2017	Aedes vexans	17	25 %
	08/08/2017	Culex tarsalis	50	75 %
		Trap Total	67	
 <ul style="list-style-type: none"> ■ Aedes-Oc ■ Anopheles ■ Culex ■ Culiseta ■ Other 				
FC-034 LIGHT	Larimer	Country Club		
	08/07/2017	Aedes (Oc.) melanimon	1	1 %
	08/07/2017	Aedes vexans	71	77 %
	08/07/2017	Culex pipiens	1	1 %
	08/07/2017	Culex tarsalis	19	21 %
	Trap Total	92		
 <ul style="list-style-type: none"> ■ Aedes-Oc ■ Anopheles ■ Culex ■ Culiseta ■ Other 				
FC-036 LIGHT	Larimer	Hemlock		
	08/07/2017	Aedes (Oc.) melanimon	3	2 %
	08/07/2017	Aedes vexans	179	92 %
	08/07/2017	Culex pipiens	2	1 %
	08/07/2017	Culex tarsalis	9	5 %
	08/07/2017	Culiseta inornata	2	1 %
	Trap Total	195		
 <ul style="list-style-type: none"> ■ Aedes-Oc ■ Anopheles ■ Culex ■ Culiseta ■ Other 				
FC-037 LIGHT	Larimer	Chelsea Ridge		
	08/10/2017	Culex tarsalis	5	100 %
		Trap Total	5	
 <ul style="list-style-type: none"> ■ Aedes-Oc ■ Anopheles ■ Culex ■ Culiseta ■ Other 				

Trap #	Date	Species	Count	Percent
FC-038	LIGHT	Larimer	Lochside Lane	
	08/07/2017	Aedes vexans	18	42 %
	08/07/2017	Culex pipiens	11	26 %
	08/07/2017	Culex tarsalis	13	30 %
	08/07/2017	Culiseta inornata	1	2 %
		Trap Total	43	



- Aedes-Oc
- Anopheles
- Culex
- Culiseta
- Other

FC-039	LIGHT	Larimer	Fossil Creek South (Greenstone)	
	08/08/2017	Aedes (Oc.) dorsalis	3	2 %
	08/08/2017	Aedes (Oc.) melanimon	1	1 %
	08/08/2017	Aedes vexans	48	25 %
	08/08/2017	Anopheles spp	1	1 %
	08/08/2017	Coquillettidia perturban	2	1 %
	08/08/2017	Culex pipiens	11	6 %
	08/08/2017	Culex tarsalis	124	65 %
		Trap Total	190	




- Aedes-Oc
- Anopheles
- Culex
- Culiseta
- Other

FC-040	LIGHT	Larimer	Redwood	
	08/07/2017	Aedes (Oc.) dorsalis	5	4 %
	08/07/2017	Aedes vexans	32	24 %
	08/07/2017	Culex pipiens	76	56 %
	08/07/2017	Culex tarsalis	21	15 %
	08/07/2017	Culiseta inornata	2	1 %
		Trap Total	136	



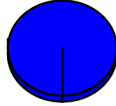


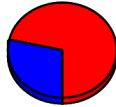
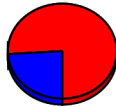
- Aedes-Oc
- Anopheles
- Culex
- Culiseta
- Other


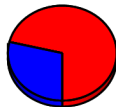
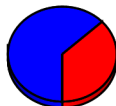
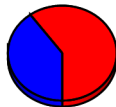
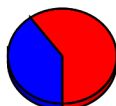
FC-040g	GRAVID	Larimer	Redwood	
	08/07/2017	Culex pipiens	24	100 %
		Trap Total	24	


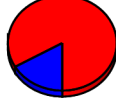
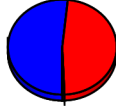
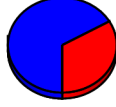



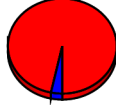
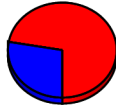
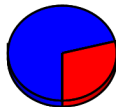


- Aedes-Oc
- Anopheles
- Culex
- Culiseta
- Other

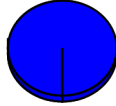
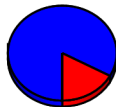
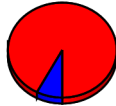
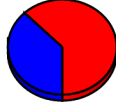
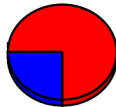
FC-041	LIGHT	Larimer	Fishback	
	08/09/2017	Aedes vexans	1	100 %

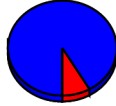
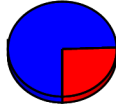



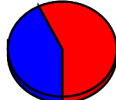
Trap #	Date	Species	Count	Percent		
Trap Total			1			<ul style="list-style-type: none"> ■ Aedes-Oc ■ Anopheles ■ Culex ■ Culiseta ■ Other
FC-046	LIGHT	Larimer	725 Westshore Court			
	08/08/2017	Culex tarsalis	6	100 %		
Trap Total			6			<ul style="list-style-type: none"> ■ Aedes-Oc ■ Anopheles ■ Culex ■ Culiseta ■ Other
FC-047	LIGHT	Larimer	Keenland & Twin Oak			
	08/08/2017	Aedes vexans	1	20 %		
	08/08/2017	Culex pipiens	2	40 %		
	08/08/2017	Culex tarsalis	2	40 %		
Trap Total			5			<ul style="list-style-type: none"> ■ Aedes-Oc ■ Anopheles ■ Culex ■ Culiseta ■ Other
FC-049	LIGHT	Larimer	Casa Grande and Downing			
	08/09/2017	Aedes vexans	2	29 %		
	08/09/2017	Culex pipiens	2	29 %		
	08/09/2017	Culex tarsalis	3	43 %		
Trap Total			7			<ul style="list-style-type: none"> ■ Aedes-Oc ■ Anopheles ■ Culex ■ Culiseta ■ Other
FC-050	LIGHT	Larimer	Golden Meadows Ditch			
	08/08/2017	Aedes vexans	6	24 %		
	08/08/2017	Culex pipiens	10	40 %		
	08/08/2017	Culex tarsalis	9	36 %		
Trap Total			25			<ul style="list-style-type: none"> ■ Aedes-Oc ■ Anopheles ■ Culex ■ Culiseta ■ Other
FC-052	LIGHT	Larimer	603 Gilgalad Way			
	08/09/2017	Aedes vexans	53	96 %		
	08/09/2017	Culex tarsalis	2	4 %		

Trap #	Date	Species	Count	Percent		
Trap Total			55			<ul style="list-style-type: none"> ■ Aedes-Oc ■ Anopheles ■ Culex ■ Culiseta ■ Other
FC-053	LIGHT	Larimer	Egret and Rookery			
	08/08/2017	Aedes vexans	19	29 %		
	08/08/2017	Culex pipiens	7	11 %		
	08/08/2017	Culex tarsalis	40	61 %		
Trap Total			66			<ul style="list-style-type: none"> ■ Aedes-Oc ■ Anopheles ■ Culex ■ Culiseta ■ Other
FC-054	LIGHT	Larimer	737 Parliament Court			
	08/08/2017	Aedes vexans	15	28 %		
	08/08/2017	Culex pipiens	3	6 %		
	08/08/2017	Culex tarsalis	36	67 %		
	08/10/2017	Aedes vexans	67	88 %		
	08/10/2017	Culex pipiens	1	1 %		
	08/10/2017	Culex tarsalis	8	11 %		
Trap Total			130			<ul style="list-style-type: none"> ■ Aedes-Oc ■ Anopheles ■ Culex ■ Culiseta ■ Other
FC-057	LIGHT	Larimer	Registry Ridge- End of Ranger Dr			
	08/10/2017	Aedes vexans	2	40 %		
	08/10/2017	Culex tarsalis	3	60 %		
Trap Total			5			<ul style="list-style-type: none"> ■ Aedes-Oc ■ Anopheles ■ Culex ■ Culiseta ■ Other
FC-058	LIGHT	Larimer	Spring Creek Trail @ Michener Dr			
	08/09/2017	Aedes vexans	2	40 %		
	08/09/2017	Culex pipiens	1	20 %		
	08/09/2017	Culex tarsalis	2	40 %		
Trap Total			5			<ul style="list-style-type: none"> ■ Aedes-Oc ■ Anopheles ■ Culex ■ Culiseta ■ Other


Trap #	Date	Species	Count	Percent
FC-059	LIGHT	Larimer Springwood and Lockwood		
		08/08/2017	Aedes vexans	2 22 %
		08/08/2017	Culex pipiens	2 22 %
		08/08/2017	Culex tarsalis	5 56 %
		Trap Total		9
				 <ul style="list-style-type: none"> ■ Aedes-Oc ■ Anopheles ■ Culex ■ Culiseta ■ Other
FC-060	LIGHT	Larimer 808 Pondersosa		
		08/09/2017	Aedes vexans	1 17 %
		08/09/2017	Culex pipiens	2 33 %
		08/09/2017	Culex tarsalis	3 50 %
		Trap Total		6
				 <ul style="list-style-type: none"> ■ Aedes-Oc ■ Anopheles ■ Culex ■ Culiseta ■ Other
FC-061	LIGHT	Larimer Holley Environ. Plant Research Ctr		
		08/09/2017	Aedes vexans	79 52 %
		08/09/2017	Culex pipiens	37 24 %
		08/09/2017	Culex tarsalis	36 24 %
		08/09/2017	Culiseta inornata	1 1 %
Trap Total		153		
				 <ul style="list-style-type: none"> ■ Aedes-Oc ■ Anopheles ■ Culex ■ Culiseta ■ Other
FC-062	LIGHT	Larimer Waters Edge at Blue Mesa		
		08/10/2017	Aedes (Oc.) dorsalis	1 33 %
		08/10/2017	Aedes vexans	1 33 %
		08/10/2017	Culex pipiens	1 33 %
		Trap Total		3
				 <ul style="list-style-type: none"> ■ Aedes-Oc ■ Anopheles ■ Culex ■ Culiseta ■ Other
FC-063	LIGHT	Larimer Red Fox Meadows FCNA		
		08/09/2017	Aedes vexans	264 99 %
		08/09/2017	Culex tarsalis	4 1 %
		Trap Total		268
				 <ul style="list-style-type: none"> ■ Aedes-Oc ■ Anopheles ■ Culex ■ Culiseta ■ Other

Trap #	Date	Species	Count	Percent
FC-063g GRAVID Larimer Red Fox Meadows FCNA				
	08/09/2017	Aedes vexans	1	3 %
	08/09/2017	Culex pipiens	29	97 %
		Trap Total	30	
				 <ul style="list-style-type: none"> ■ Aedes-Oc ■ Anopheles ■ Culex ■ Culiseta ■ Other
FC-064 LIGHT Larimer West Chase @ Kechter Farm				
	08/08/2017	Aedes vexans	15	28 %
	08/08/2017	Culex pipiens	3	6 %
	08/08/2017	Culex tarsalis	36	67 %
		Trap Total	54	
				 <ul style="list-style-type: none"> ■ Aedes-Oc ■ Anopheles ■ Culex ■ Culiseta ■ Other
FC-066 LIGHT Larimer Prospect Ponds @ Drake Water				
	08/07/2017	Aedes vexans	93	71 %
	08/07/2017	Culex pipiens	31	24 %
	08/07/2017	Culex tarsalis	7	5 %
		Trap Total	131	
				 <ul style="list-style-type: none"> ■ Aedes-Oc ■ Anopheles ■ Culex ■ Culiseta ■ Other
FC-066g GRAVID Larimer Prospect Ponds @ Drake Water				
	08/07/2017	Culex pipiens	4	100 %
		Trap Total	4	
				 <ul style="list-style-type: none"> ■ Aedes-Oc ■ Anopheles ■ Culex ■ Culiseta ■ Other
FC-067 LIGHT Larimer Poudre River Drive at bike trail				
	08/07/2017	Aedes vexans	147	94 %
	08/07/2017	Culex tarsalis	9	6 %
		Trap Total	156	
				 <ul style="list-style-type: none"> ■ Aedes-Oc ■ Anopheles ■ Culex ■ Culiseta ■ Other
FC-068 LIGHT Larimer 502 Crest Drive				
	08/10/2017	Aedes vexans	3	100 %

Trap #	Date	Species	Count	Percent		
Trap Total			3			<ul style="list-style-type: none"> ■ Aedes-Oc ■ Anopheles ■ Culex ■ Culiseta ■ Other
FC-069	LIGHT	Larimer	Linden Lake Rd			
	08/07/2017	Aedes vexans	78	83 %		
	08/07/2017	Culex pipiens	4	4 %		
	08/07/2017	Culex tarsalis	12	13 %		
Trap Total			94			<ul style="list-style-type: none"> ■ Aedes-Oc ■ Anopheles ■ Culex ■ Culiseta ■ Other
FC-071	LIGHT	Larimer	Silvergate Road			
	08/10/2017	Aedes vexans	1	8 %		
	08/10/2017	Culex pipiens	1	8 %		
	08/10/2017	Culex tarsalis	11	85 %		
Trap Total			13			<ul style="list-style-type: none"> ■ Aedes-Oc ■ Anopheles ■ Culex ■ Culiseta ■ Other
FC-072	LIGHT	Larimer	422 Lake Drive Alley			
	08/07/2017	Aedes vexans	17	38 %		
	08/07/2017	Culex pipiens	3	7 %		
	08/07/2017	Culex tarsalis	25	56 %		
Trap Total			45			<ul style="list-style-type: none"> ■ Aedes-Oc ■ Anopheles ■ Culex ■ Culiseta ■ Other
FC-073	LIGHT	Larimer	118 Grant			
	08/09/2017	Aedes vexans	2	25 %		
	08/09/2017	Culex tarsalis	6	75 %		
Trap Total			8			<ul style="list-style-type: none"> ■ Aedes-Oc ■ Anopheles ■ Culex ■ Culiseta ■ Other
FC-074	LIGHT	Larimer	Rockcreek			
	08/08/2017	Aedes vexans	22	92 %		
	08/08/2017	Culex tarsalis	2	8 %		

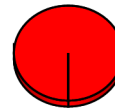
Trap #	Date	Species	Count	Percent		
Trap Total			24			<ul style="list-style-type: none"> ■ Aedes-Oc ■ Anopheles ■ Culex ■ Culiseta ■ Other
FC-075	LIGHT	Larimer	North Sage Creek			
	08/08/2017	Aedes (Oc.) dorsalis	2	2 %		
	08/08/2017	Aedes vexans	68	72 %		
	08/08/2017	Culex pipiens	7	7 %		
	08/08/2017	Culex tarsalis	17	18 %		
Trap Total			94			<ul style="list-style-type: none"> ■ Aedes-Oc ■ Anopheles ■ Culex ■ Culiseta ■ Other
FC-075g	GRAVID	Larimer	North Sage Creek Gravid			
	08/08/2017	Culex pipiens	30	100 %		
Trap Total			30			<ul style="list-style-type: none"> ■ Aedes-Oc ■ Anopheles ■ Culex ■ Culiseta ■ Other
FC-088g	GRAVID	Larimer	English Ranch Park			
	08/08/2017	Culex pipiens	48	100 %		
Trap Total			48			<ul style="list-style-type: none"> ■ Aedes-Oc ■ Anopheles ■ Culex ■ Culiseta ■ Other
FC-089g	GRAVID	Larimer	Kunz Ct and Brook Dr			
	08/10/2017	Culex pipiens	21	100 %		
Trap Total			21			<ul style="list-style-type: none"> ■ Aedes-Oc ■ Anopheles ■ Culex ■ Culiseta ■ Other
FC-090g	GRAVID	Larimer	Mountain Grandview Cemetery			
	08/09/2017	Aedes vexans	3	43 %		
	08/09/2017	Culex pipiens	4	57 %		
Trap Total			7			<ul style="list-style-type: none"> ■ Aedes-Oc ■ Anopheles ■ Culex ■ Culiseta ■ Other

Trap #	Date	Species	Count	Percent
FC-091g GRAVID	Larimer	PVH		
	08/07/2017	Culex pipiens	2	100 %
		Trap Total	2	



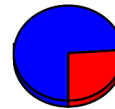
- Aedes-Oc
- Anopheles
- Culex
- Culiseta
- Other

FC-092g GRAVID	Larimer	Udall Natural Area		
	08/07/2017	Culex pipiens	3	100 %
		Trap Total	3	



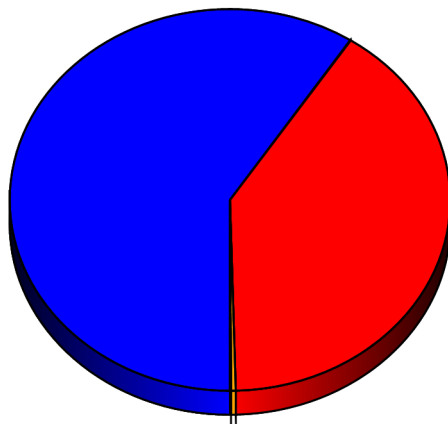
- Aedes-Oc
- Anopheles
- Culex
- Culiseta
- Other

FC-093 LIGHT	Larimer	Lopez Elementary School		
	08/10/2017	Aedes vexans	17	74 %
	08/10/2017	Culex pipiens	2	9 %
	08/10/2017	Culex tarsalis	4	17 %
		Trap Total	23	



- Aedes-Oc
- Anopheles
- Culex
- Culiseta
- Other

Grand Total **2,625**



- Aedes-OC
- Anopheles
- Culex
- Culiseta
- Other

TOTAL	%
1,554	59 %
1	0 %
1,059	40 %
9	0 %
2	0 %