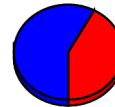


Trap #	Date	Species	Count	Percent
FC-001	LIGHT	Larimer	Magic Carpet	
		08/03/2017	Aedes vexans	2 22 %
		08/03/2017	Culex pipiens	1 11 %
		08/03/2017	Culex tarsalis	6 67 %
Trap Total			9	



- Aedes-Oc
- Anopheles
- Culex
- Culiseta
- Other

FC-004	LIGHT	Larimer	Bighorn Drive	
		08/01/2017	Aedes vexans	11 58 %
		08/01/2017	Culex tarsalis	8 42 %
		Trap Total		



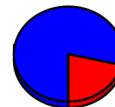
- Aedes-Oc
- Anopheles
- Culex
- Culiseta
- Other

FC-006	LIGHT	Larimer	North Linden	
		07/31/2017	Aedes vexans	8 47 %
		07/31/2017	Culex pipiens	3 18 %
		07/31/2017	Culex tarsalis	6 35 %
Trap Total			17	



- Aedes-Oc
- Anopheles
- Culex
- Culiseta
- Other

FC-011	LIGHT	Larimer	Golden Currant	
		08/02/2017	Aedes vexans	96 79 %
		08/02/2017	Culex pipiens	15 12 %
		08/02/2017	Culex tarsalis	11 9 %
Trap Total			122	



- Aedes-Oc
- Anopheles
- Culex
- Culiseta
- Other

FC-014	LIGHT	Larimer	Fort Collins Vistors Center	
		07/31/2017	Aedes vexans	21 84 %
		07/31/2017	Culex pipiens	2 8 %
		07/31/2017	Culex tarsalis	2 8 %
Trap Total			25	



- Aedes-Oc
- Anopheles
- Culex
- Culiseta
- Other

Trap #	Date	Species	Count	Percent
FC-015	LIGHT	Larimer	Stuart and Dorset	
		08/02/2017	Aedes vexans	7 23 %
		08/02/2017	Culex pipiens	5 16 %
		08/02/2017	Culex tarsalis	19 61 %
Trap Total			31	



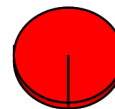
- Aedes-Oc
- Anopheles
- Culex
- Culiseta
- Other

FC-019	LIGHT	Larimer	Edora Park	
		07/31/2017	Aedes (Oc.) melanimon	1 1 %
		07/31/2017	Aedes vexans	27 37 %
		07/31/2017	Culex pipiens	5 7 %
		07/31/2017	Culex tarsalis	39 53 %
		07/31/2017	Culiseta inornata	1 1 %
Trap Total			73	



- Aedes-Oc
- Anopheles
- Culex
- Culiseta
- Other

FC-023	LIGHT	Larimer	Boltz	
		08/01/2017	Culex tarsalis	4 100 %
		Trap Total		



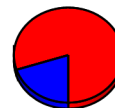
- Aedes-Oc
- Anopheles
- Culex
- Culiseta
- Other

FC-027	LIGHT	Larimer	San Luis	
		08/01/2017	Aedes vexans	4 3 %
		08/01/2017	Culex pipiens	16 14 %
		08/01/2017	Culex tarsalis	97 83 %
Trap Total			117	


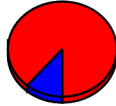
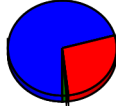
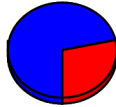
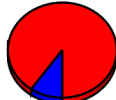


- Aedes-Oc
- Anopheles
- Culex
- Culiseta
- Other



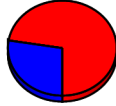
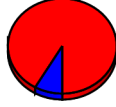
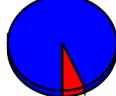
FC-029	LIGHT	Larimer	Bens Park	
		08/03/2017	Aedes vexans	7 20 %
		08/03/2017	Culex tarsalis	28 80 %
Trap Total			35	



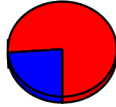
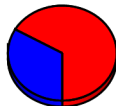
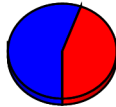
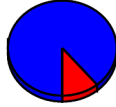
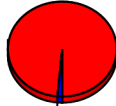
- Aedes-Oc
- Anopheles
- Culex
- Culiseta
- Other

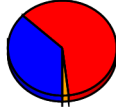




Trap #	Date	Species	Count	Percent		
FC-029g GRAVID	Larimer	Bens Park				
		08/03/2017	Culex pipiens	2	100 %	 <ul style="list-style-type: none"> ■ Aedes-Oc ■ Anopheles ■ Culex ■ Culiseta ■ Other
		Trap Total		2		
FC-031 LIGHT	Larimer	Willow Springs				
		08/01/2017	Aedes vexans	10	11 %	 <ul style="list-style-type: none"> ■ Aedes-Oc ■ Anopheles ■ Culex ■ Culiseta ■ Other
		08/01/2017	Culex tarsalis	80	89 %	
Trap Total		90				
FC-034 LIGHT	Larimer	Country Club				
		07/31/2017	Aedes vexans	118	71 %	 <ul style="list-style-type: none"> ■ Aedes-Oc ■ Anopheles ■ Culex ■ Culiseta ■ Other
		07/31/2017	Coquillettidia perturban	2	1 %	
		07/31/2017	Culex pipiens	4	2 %	
		07/31/2017	Culex tarsalis	42	25 %	
		07/31/2017	Culiseta inornata	1	1 %	
Trap Total		167				
FC-036 LIGHT	Larimer	Hemlock				
		07/31/2017	Aedes vexans	189	72 %	 <ul style="list-style-type: none"> ■ Aedes-Oc ■ Anopheles ■ Culex ■ Culiseta ■ Other
		07/31/2017	Culex pipiens	13	5 %	
		07/31/2017	Culex tarsalis	62	23 %	
Trap Total		264				
FC-037 LIGHT	Larimer	Chelsea Ridge				
		08/03/2017	Aedes vexans	9	10 %	 <ul style="list-style-type: none"> ■ Aedes-Oc ■ Anopheles ■ Culex ■ Culiseta ■ Other
		08/03/2017	Culex tarsalis	84	90 %	
Trap Total		93				

Trap #	Date	Species	Count	Percent
FC-038 LIGHT	Larimer	Lochside Lane		
	07/31/2017	Aedes vexans	12	60 %
	07/31/2017	Culex pipiens	1	5 %
	07/31/2017	Culex tarsalis	7	35 %
	Trap Total		20	
<ul style="list-style-type: none"> ■ Aedes-Oc ■ Anopheles ■ Culex ■ Culiseta ■ Other 				
FC-039 LIGHT	Larimer	Fossil Creek South (Greenstone)		
	08/01/2017	Aedes (Oc.) dorsalis	5	10 %
	08/01/2017	Aedes vexans	12	24 %
	08/01/2017	Culex pipiens	5	10 %
	08/01/2017	Culex tarsalis	28	55 %
	08/01/2017	Culiseta inornata	1	2 %
Trap Total		51		
<ul style="list-style-type: none"> ■ Aedes-Oc ■ Anopheles ■ Culex ■ Culiseta ■ Other 				
FC-040 LIGHT	Larimer	Redwood		
	07/31/2017	Aedes (Oc.) melanimon	1	2 %
	07/31/2017	Aedes vexans	8	13 %
	07/31/2017	Culex pipiens	18	30 %
	07/31/2017	Culex tarsalis	33	55 %
Trap Total		60		
<ul style="list-style-type: none"> ■ Aedes-Oc ■ Anopheles ■ Culex ■ Culiseta ■ Other 				
FC-040g GRAVID	Larimer	Redwood		
	07/31/2017	Aedes vexans	2	2 %
	07/31/2017	Culex pipiens	128	98 %
Trap Total		130		
<ul style="list-style-type: none"> ■ Aedes-Oc ■ Anopheles ■ Culex ■ Culiseta ■ Other 				
FC-041 LIGHT	Larimer	Fishback		
	08/02/2017	Aedes vexans	3	100 %
Trap Total		3		
<ul style="list-style-type: none"> ■ Aedes-Oc ■ Anopheles ■ Culex ■ Culiseta ■ Other 				

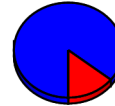
Trap #	Date	Species	Count	Percent
FC-046	LIGHT	Larimer	725 Westshore Court	
	08/01/2017	Aedes vexans	2	2 %
	08/01/2017	Culex pipiens	11	13 %
	08/01/2017	Culex tarsalis	74	85 %
		Trap Total	87	
				 <ul style="list-style-type: none"> ■ Aedes-Oc ■ Anopheles ■ Culex ■ Culiseta ■ Other
FC-047	LIGHT	Larimer	Keenland & Twin Oak	
	08/01/2017	Culex tarsalis	18	100 %
		Trap Total	18	
				 <ul style="list-style-type: none"> ■ Aedes-Oc ■ Anopheles ■ Culex ■ Culiseta ■ Other
FC-049	LIGHT	Larimer	Casa Grande and Downing	
	08/02/2017	Aedes vexans	8	28 %
	08/02/2017	Culex pipiens	8	28 %
	08/02/2017	Culex tarsalis	13	45 %
		Trap Total	29	
				 <ul style="list-style-type: none"> ■ Aedes-Oc ■ Anopheles ■ Culex ■ Culiseta ■ Other
FC-050	LIGHT	Larimer	Golden Meadows Ditch	
	08/01/2017	Aedes vexans	13	8 %
	08/01/2017	Culex pipiens	23	15 %
	08/01/2017	Culex tarsalis	121	77 %
		Trap Total	157	
				 <ul style="list-style-type: none"> ■ Aedes-Oc ■ Anopheles ■ Culex ■ Culiseta ■ Other
FC-052	LIGHT	Larimer	603 Gilgalad Way	
	08/02/2017	Aedes vexans	308	93 %
	08/02/2017	Culex pipiens	2	1 %
	08/02/2017	Culex tarsalis	20	6 %
		Trap Total	330	
				 <ul style="list-style-type: none"> ■ Aedes-Oc ■ Anopheles ■ Culex ■ Culiseta ■ Other

Trap #	Date	Species	Count	Percent
FC-053	LIGHT	Larimer Egret and Rookery		
		08/01/2017	Aedes vexans	25 45 %
		08/01/2017	Culex tarsalis	30 54 %
		08/01/2017	Culiseta inornata	1 2 %
Trap Total			56	
<ul style="list-style-type: none"> ■ Aedes-Oc ■ Anopheles ■ Culex ■ Culiseta ■ Other 				
FC-054	LIGHT	Larimer 737 Parliament Court		
		08/03/2017	Aedes vexans	17 36 %
		08/03/2017	Culex pipiens	3 6 %
		08/03/2017	Culex tarsalis	27 57 %
Trap Total			47	
<ul style="list-style-type: none"> ■ Aedes-Oc ■ Anopheles ■ Culex ■ Culiseta ■ Other 				
FC-057	LIGHT	Larimer Registry Ridge- End of Ranger Dr		
		08/03/2017	Culex tarsalis	5 100 %
Trap Total			5	
<ul style="list-style-type: none"> ■ Aedes-Oc ■ Anopheles ■ Culex ■ Culiseta ■ Other 				
FC-058	LIGHT	Larimer Spring Creek Trail @ Michener Dr		
		08/02/2017	Aedes vexans	10 62 %
		08/02/2017	Culex tarsalis	6 38 %
Trap Total			16	
<ul style="list-style-type: none"> ■ Aedes-Oc ■ Anopheles ■ Culex ■ Culiseta ■ Other 				
FC-059	LIGHT	Larimer Springwood and Lockwood		
		08/01/2017	Aedes vexans	22 50 %
		08/01/2017	Culex tarsalis	22 50 %
Trap Total			44	
<ul style="list-style-type: none"> ■ Aedes-Oc ■ Anopheles ■ Culex ■ Culiseta ■ Other 				
FC-060	LIGHT	Larimer 808 Pondersosa		
		08/02/2017	Aedes vexans	10 24 %
		08/02/2017	Culex pipiens	12 29 %

Trap #	Date	Species	Count	Percent	
	08/02/2017	Culex tarsalis	20	48 %	
		Trap Total	42		 <ul style="list-style-type: none"> ■ Aedes-Oc ■ Anopheles ■ Culex ■ Culiseta ■ Other
FC-061	LIGHT	Larimer	Holley Environ. Plant Research Ctr		
	08/02/2017	Aedes vexans	3	33 %	
	08/02/2017	Culex tarsalis	6	67 %	
		Trap Total	9		 <ul style="list-style-type: none"> ■ Aedes-Oc ■ Anopheles ■ Culex ■ Culiseta ■ Other
FC-062	LIGHT	Larimer	Waters Edge at Blue Mesa		
	08/03/2017	Aedes vexans	15	56 %	
	08/03/2017	Culex tarsalis	12	44 %	
		Trap Total	27		 <ul style="list-style-type: none"> ■ Aedes-Oc ■ Anopheles ■ Culex ■ Culiseta ■ Other
FC-063	LIGHT	Larimer	Red Fox Meadows FCNA		
	08/02/2017	Aedes vexans	121	89 %	
	08/02/2017	Culex pipiens	3	2 %	
	08/02/2017	Culex tarsalis	12	9 %	
		Trap Total	136		 <ul style="list-style-type: none"> ■ Aedes-Oc ■ Anopheles ■ Culex ■ Culiseta ■ Other
FC-063g	GRAVID	Larimer	Red Fox Meadows FCNA		
	08/02/2017	Aedes vexans	2	1 %	
	08/02/2017	Culex pipiens	137	99 %	
		Trap Total	139		 <ul style="list-style-type: none"> ■ Aedes-Oc ■ Anopheles ■ Culex ■ Culiseta ■ Other
FC-064	LIGHT	Larimer	West Chase @ Kechter Farm		
	08/01/2017	Aedes (Oc.) melanimon	1	2 %	
	08/01/2017	Aedes vexans	19	35 %	
	08/01/2017	Culex pipiens	2	4 %	
	08/01/2017	Culex tarsalis	31	57 %	


Trap #	Date	Species	Count	Percent	
	08/01/2017	Culiseta inornata	1	2 %	
		Trap Total	54		 <ul style="list-style-type: none"> ■ Aedes-Oc ■ Anopheles ■ Culex ■ Culiseta ■ Other
FC-066	LIGHT	Larimer	Prospect Ponds @ Drake Water		
	07/31/2017	Aedes (Oc.) melanimon	2	5 %	
	07/31/2017	Aedes vexans	27	69 %	
	07/31/2017	Anopheles earlei	1	3 %	
	07/31/2017	Coquillettidia perturban	2	5 %	
	07/31/2017	Culex pipiens	1	3 %	
	07/31/2017	Culex tarsalis	6	15 %	
		Trap Total	39		 <ul style="list-style-type: none"> ■ Aedes-Oc ■ Anopheles ■ Culex ■ Culiseta ■ Other
FC-066g	GRAVID	Larimer	Prospect Ponds @ Drake Water		
	07/31/2017	Culex pipiens	10	100 %	
		Trap Total	10		 <ul style="list-style-type: none"> ■ Aedes-Oc ■ Anopheles ■ Culex ■ Culiseta ■ Other
FC-067	LIGHT	Larimer	Poudre River Drive at bike trail		
	07/31/2017	Aedes (Oc.) melanimon	3	1 %	
	07/31/2017	Aedes vexans	311	77 %	
	07/31/2017	Coquillettidia perturban	5	1 %	
	07/31/2017	Culex pipiens	11	3 %	
	07/31/2017	Culex tarsalis	72	18 %	
		Trap Total	402		 <ul style="list-style-type: none"> ■ Aedes-Oc ■ Anopheles ■ Culex ■ Culiseta ■ Other
FC-068	LIGHT	Larimer	502 Crest Drive		
	08/03/2017	Aedes vexans	3	100 %	
		Trap Total	3		 <ul style="list-style-type: none"> ■ Aedes-Oc ■ Anopheles ■ Culex ■ Culiseta ■ Other

Trap #	Date	Species	Count	Percent
FC-069	LIGHT	Larimer	Linden Lake Rd	
	07/31/2017	Aedes (Oc.) melanimon	1	3 %
	07/31/2017	Aedes vexans	29	83 %
	07/31/2017	Culex tarsalis	5	14 %
		Trap Total	35	



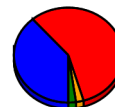
- Aedes-Oc
- Anopheles
- Culex
- Culiseta
- Other

FC-071	LIGHT	Larimer	Silvergata Road	
	08/03/2017	Culex pipiens	1	14 %
	08/03/2017	Culex tarsalis	6	86 %
		Trap Total	7	



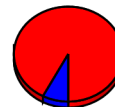
- Aedes-Oc
- Anopheles
- Culex
- Culiseta
- Other

FC-072	LIGHT	Larimer	422 Lake Drive Alley	
	07/31/2017	Aedes vexans	17	39 %
	07/31/2017	Coquillettidia perturban	1	2 %
	07/31/2017	Culex tarsalis	25	57 %
	07/31/2017	Culiseta inornata	1	2 %
		Trap Total	44	



- Aedes-Oc
- Anopheles
- Culex
- Culiseta
- Other

FC-073	LIGHT	Larimer	118 Grant	
	08/02/2017	Aedes vexans	1	8 %
	08/02/2017	Culex tarsalis	12	92 %
		Trap Total	13	



- Aedes-Oc
- Anopheles
- Culex
- Culiseta
- Other

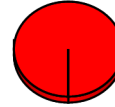
FC-074	LIGHT	Larimer	Rockcreek	
	08/01/2017	Aedes (Oc.) melanimon	4	3 %
	08/01/2017	Aedes vexans	58	40 %
	08/01/2017	Culex tarsalis	83	57 %
	08/01/2017	Culiseta inornata	1	1 %
		Trap Total	146	



- Aedes-Oc
- Anopheles
- Culex
- Culiseta
- Other

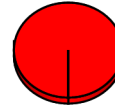
Trap #	Date	Species	Count	Percent
FC-075 LIGHT	Larimer	North Sage Creek		
	08/01/2017	Aedes vexans	16	7 %
	08/01/2017	Culex pipiens	11	5 %
	08/01/2017	Culex tarsalis	214	89 %
		Trap Total	241	
				<ul style="list-style-type: none"> ■ Aedes-Oc ■ Anopheles ■ Culex ■ Culiseta ■ Other
FC-075g GRAVID	Larimer	North Sage Creek Gravid		
	08/01/2017	Aedes vexans	1	1 %
	08/01/2017	Culex pipiens	90	99 %
		Trap Total	91	
				<ul style="list-style-type: none"> ■ Aedes-Oc ■ Anopheles ■ Culex ■ Culiseta ■ Other
FC-088g GRAVID	Larimer	English Ranch Park		
	08/01/2017	Aedes vexans	2	0 %
	08/01/2017	Culex pipiens	404	100 %
		Trap Total	406	
				<ul style="list-style-type: none"> ■ Aedes-Oc ■ Anopheles ■ Culex ■ Culiseta ■ Other
FC-089g GRAVID	Larimer	Kunz Ct and Brook Dr		
	08/03/2017	Aedes vexans	2	3 %
	08/03/2017	Culex pipiens	63	97 %
		Trap Total	65	
				<ul style="list-style-type: none"> ■ Aedes-Oc ■ Anopheles ■ Culex ■ Culiseta ■ Other
FC-090g GRAVID	Larimer	Mountain Grandview Cemetery		
	08/02/2017	Culex pipiens	38	97 %
	08/02/2017	Culex tarsalis	1	3 %
		Trap Total	39	
				<ul style="list-style-type: none"> ■ Aedes-Oc ■ Anopheles ■ Culex ■ Culiseta ■ Other
FC-091g GRAVID	Larimer	PVH		
	07/31/2017	Culex pipiens	24	96 %

Trap #	Date	Species	Count	Percent
	07/31/2017	Culex tarsalis	1	4 %
		Trap Total	25	



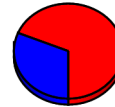
- Aedes-Oc
- Anopheles
- Culex
- Culiseta
- Other

Trap #	Date	Species	Count	Percent
FC-092g GRAVID	Larimer	Udall Natural Area		
	07/31/2017	Culex pipiens	4	100 %
		Trap Total	4	



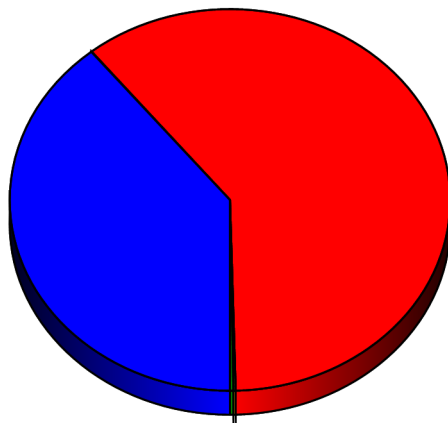
- Aedes-Oc
- Anopheles
- Culex
- Culiseta
- Other

Trap #	Date	Species	Count	Percent
FC-093 LIGHT	Larimer	Lopez Elementary School		
	08/03/2017	Aedes vexans	5	31 %
	08/03/2017	Culex pipiens	1	6 %
	08/03/2017	Culex tarsalis	10	62 %
		Trap Total	16	



- Aedes-Oc
- Anopheles
- Culex
- Culiseta
- Other

Grand Total 4,114



- Aedes-OC
- Anopheles
- Culex
- Culiseta
- Other

TOTAL	%
1,611	39 %
1	0 %
2,485	60 %
7	0 %
10	0 %