



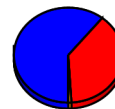
Trap #	Date	Species	Count	Percent
FC-001	LIGHT	Larimer	Magic Carpet	
		07/27/2017	Aedes vexans	2 20 %
		07/27/2017	Culex tarsalis	8 80 %
		Trap Total		10



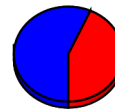
FC-004	LIGHT	Larimer	Bighorn Drive	
		07/25/2017	Aedes vexans	19 22 %
		07/25/2017	Culex pipiens	2 2 %
		07/25/2017	Culex tarsalis	66 76 %
Trap Total		87		




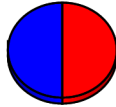

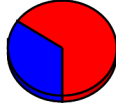

FC-006	LIGHT	Larimer	North Linden	
		07/24/2017	Aedes vexans	65 61 %
		07/24/2017	Culex pipiens	9 8 %
		07/24/2017	Culex tarsalis	32 30 %
		07/24/2017	Culiseta inornata	1 1 %
Trap Total		107		

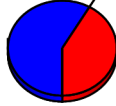
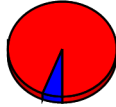
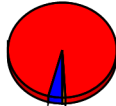
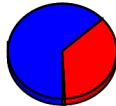



FC-011	LIGHT	Larimer	Golden Currant	
		07/26/2017	Aedes vexans	17 57 %
		07/26/2017	Culex pipiens	8 27 %
		07/26/2017	Culex tarsalis	5 17 %
Trap Total		30		

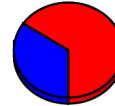


FC-014	LIGHT	Larimer	Fort Collins Vistors Center	
		07/24/2017	Aedes vexans	17 44 %
		07/24/2017	Coquillettidia perturban	1 3 %
		07/24/2017	Culex pipiens	3 8 %
		07/24/2017	Culex tarsalis	18 46 %

Trap #	Date	Species	Count	Percent	
Trap Total			39		 <ul style="list-style-type: none"> ■ Aedes-Oc ■ Anopheles ■ Culex ■ Culiseta ■ Other
FC-015	LIGHT	Larimer	Stuart and Dorset		
	07/26/2017	Aedes vexans	5	50 %	
	07/26/2017	Culex tarsalis	5	50 %	
Trap Total			10		 <ul style="list-style-type: none"> ■ Aedes-Oc ■ Anopheles ■ Culex ■ Culiseta ■ Other
FC-019	LIGHT	Larimer	Edora Park		
	07/24/2017	Aedes vexans	38	42 %	
	07/24/2017	Coquillettidia perturban	2	2 %	
	07/24/2017	Culex tarsalis	49	54 %	
	07/24/2017	Culiseta inornata	1	1 %	
Trap Total			90		 <ul style="list-style-type: none"> ■ Aedes-Oc ■ Anopheles ■ Culex ■ Culiseta ■ Other
FC-023	LIGHT	Larimer	Boltz		
	07/25/2017	Aedes (Oc.) dorsalis	2	2 %	
	07/25/2017	Aedes vexans	35	33 %	
	07/25/2017	Culex tarsalis	70	65 %	
Trap Total			107		 <ul style="list-style-type: none"> ■ Aedes-Oc ■ Anopheles ■ Culex ■ Culiseta ■ Other
FC-027	LIGHT	Larimer	San Luis		
	07/25/2017	Aedes vexans	24	20 %	
	07/25/2017	Culex tarsalis	95	80 %	
Trap Total			119		 <ul style="list-style-type: none"> ■ Aedes-Oc ■ Anopheles ■ Culex ■ Culiseta ■ Other
FC-029	LIGHT	Larimer	Bens Park		
	07/27/2017	Aedes vexans	14	58 %	
	07/27/2017	Culex pipiens	1	4 %	
	07/27/2017	Culex tarsalis	9	38 %	

Trap #	Date	Species	Count	Percent	
Trap Total			24		 <ul style="list-style-type: none"> ■ Aedes-Oc ■ Anopheles ■ Culex ■ Culiseta ■ Other
FC-029g GRAVID	Larimer	Bens Park			
	07/27/2017	Aedes vexans	1	6 %	
	07/27/2017	Culex pipiens	16	94 %	
Trap Total			17		 <ul style="list-style-type: none"> ■ Aedes-Oc ■ Anopheles ■ Culex ■ Culiseta ■ Other
FC-031 LIGHT	Larimer	Willow Springs			
	07/25/2017	Aedes vexans	9	4 %	
	07/25/2017	Culex tarsalis	208	95 %	
	07/25/2017	Culiseta inornata	2	1 %	
Trap Total			219		 <ul style="list-style-type: none"> ■ Aedes-Oc ■ Anopheles ■ Culex ■ Culiseta ■ Other
FC-034 LIGHT	Larimer	Country Club			
	07/24/2017	Aedes (Oc.) melanimon	31	11 %	
	07/24/2017	Aedes vexans	144	52 %	
	07/24/2017	Culex tarsalis	100	36 %	
	07/24/2017	Culiseta inornata	2	1 %	
Trap Total			277		 <ul style="list-style-type: none"> ■ Aedes-Oc ■ Anopheles ■ Culex ■ Culiseta ■ Other
FC-036 LIGHT	Larimer	Hemlock			
	07/24/2017	Aedes (Oc.) melanimon	2	0 %	
	07/24/2017	Aedes vexans	350	72 %	
	07/24/2017	Coquillettidia perturban	4	1 %	
	07/24/2017	Culex pipiens	7	1 %	
	07/24/2017	Culex tarsalis	115	24 %	
	07/24/2017	Culiseta inornata	11	2 %	
Trap Total			489		 <ul style="list-style-type: none"> ■ Aedes-Oc ■ Anopheles ■ Culex ■ Culiseta ■ Other

Trap #	Date	Species	Count	Percent
FC-037 LIGHT	Larimer	Chelsea Ridge		
	07/27/2017	Aedes vexans	31	34 %
	07/27/2017	Culex pipiens	2	2 %
	07/27/2017	Culex tarsalis	57	63 %
Trap Total			90	



- Aedes-Oc
- Anopheles
- Culex
- Culiseta
- Other

FC-038 LIGHT	Larimer	Lochside Lane		
	07/24/2017	Aedes vexans	15	48 %
	07/24/2017	Culex tarsalis	16	52 %
Trap Total			31	



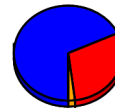
- Aedes-Oc
- Anopheles
- Culex
- Culiseta
- Other

FC-039 LIGHT	Larimer	Fossil Creek South (Greenstone)		
	07/25/2017	Aedes (Oc.) melanimon	1	2 %
	07/25/2017	Aedes vexans	17	27 %
	07/25/2017	Culex tarsalis	44	71 %
Trap Total			62	



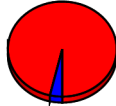
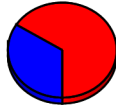


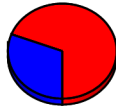
- Aedes-Oc
- Anopheles
- Culex
- Culiseta
- Other

FC-040 LIGHT	Larimer	Redwood		
	07/24/2017	Aedes (Oc.) dorsalis	4	1 %
	07/24/2017	Aedes (Oc.) melanimon	3	1 %
	07/24/2017	Aedes vexans	200	66 %
	07/24/2017	Culex pipiens	51	17 %
	07/24/2017	Culex tarsalis	40	13 %
	07/24/2017	Culiseta inornata	6	2 %
Trap Total			304	



- Aedes-Oc
- Anopheles
- Culex
- Culiseta
- Other

FC-040g GRAVID	Larimer	Redwood		
	07/24/2017	Aedes vexans	14	4 %
	07/24/2017	Culex tarsalis	370	96 %

Trap #	Date	Species	Count	Percent	
Trap Total			384		 <ul style="list-style-type: none"> ■ Aedes-Oc ■ Anopheles ■ Culex ■ Culiseta ■ Other
FC-041	LIGHT	Larimer	Fishback		
	07/26/2017	Aedes (Oc.) melanimon	1	1 %	
	07/26/2017	Aedes vexans	34	33 %	
	07/26/2017	Culex pipiens	7	7 %	
	07/26/2017	Culex tarsalis	61	59 %	
Trap Total			103		 <ul style="list-style-type: none"> ■ Aedes-Oc ■ Anopheles ■ Culex ■ Culiseta ■ Other
FC-046	LIGHT	Larimer	725 Westshore Court		
	07/25/2017	Aedes vexans	18	20 %	
	07/25/2017	Culex pipiens	8	9 %	
	07/25/2017	Culex tarsalis	65	71 %	
Trap Total			91		 <ul style="list-style-type: none"> ■ Aedes-Oc ■ Anopheles ■ Culex ■ Culiseta ■ Other
FC-047	LIGHT	Larimer	Keenland & Twin Oak		
	07/25/2017	Aedes vexans	2	2 %	
	07/25/2017	Culex tarsalis	79	98 %	
Trap Total			81		 <ul style="list-style-type: none"> ■ Aedes-Oc ■ Anopheles ■ Culex ■ Culiseta ■ Other
FC-049	LIGHT	Larimer	Casa Grande and Downing		
	07/26/2017	Aedes (Oc.) melanimon	1	4 %	
	07/26/2017	Aedes vexans	7	27 %	
	07/26/2017	Culex pipiens	8	31 %	
	07/26/2017	Culex tarsalis	10	38 %	
Trap Total			26		 <ul style="list-style-type: none"> ■ Aedes-Oc ■ Anopheles ■ Culex ■ Culiseta ■ Other
FC-050	LIGHT	Larimer	Golden Meadows Ditch		
	07/25/2017	Aedes (Oc.) melanimon	2	4 %	


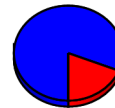
Trap #	Date	Species	Count	Percent
	07/25/2017	Aedes vexans	36	63 %
	07/25/2017	Culex tarsalis	18	32 %
	07/25/2017	Culiseta inornata	1	2 %
		Trap Total	57	




FC-052	LIGHT	Larimer	603 Gilgalad Way		
		07/26/2017	Aedes vexans	36	92 %
		07/26/2017	Culex tarsalis	3	8 %
			Trap Total	39	



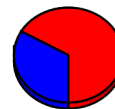
FC-053	LIGHT	Larimer	Egret and Rookery		
		07/25/2017	Aedes vexans	94	81 %
		07/25/2017	Culex tarsalis	22	19 %
			Trap Total	116	



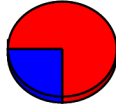


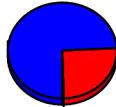
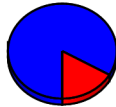
FC-054	LIGHT	Larimer	737 Parliament Court		
		07/27/2017	Aedes vexans	12	44 %
		07/27/2017	Culex tarsalis	14	52 %
		07/27/2017	Culiseta inornata	1	4 %
			Trap Total	27	




FC-057	LIGHT	Larimer	Registry Ridge- End of Ranger Dr		
		07/27/2017	Aedes vexans	2	33 %
		07/27/2017	Culex tarsalis	4	67 %
			Trap Total	6	

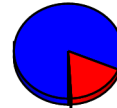


FC-058	LIGHT	Larimer	Spring Creek Trail @ Michener Dr		
		07/26/2017	Aedes vexans	2	25 %
		07/26/2017	Culex tarsalis	6	75 %

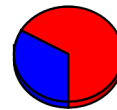
Trap #	Date	Species	Count	Percent	
Trap Total			8		 <ul style="list-style-type: none"> ■ Aedes-Oc ■ Anopheles ■ Culex ■ Culiseta ■ Other
FC-059	LIGHT	Larimer	Springwood and Lockwood		
	07/25/2017	Aedes (Oc.) melanimon	1	1 %	
	07/25/2017	Aedes vexans	119	77 %	
	07/25/2017	Culex pipiens	2	1 %	
	07/25/2017	Culex tarsalis	33	21 %	
Trap Total			155		 <ul style="list-style-type: none"> ■ Aedes-Oc ■ Anopheles ■ Culex ■ Culiseta ■ Other
FC-060	LIGHT	Larimer	808 Pondersosa		
	07/26/2017	Culex pipiens	4	25 %	
	07/26/2017	Culex tarsalis	12	75 %	
Trap Total			16		 <ul style="list-style-type: none"> ■ Aedes-Oc ■ Anopheles ■ Culex ■ Culiseta ■ Other
FC-061	LIGHT	Larimer	Holley Environ. Plant Research Ctr		
	07/26/2017	Aedes (Oc.) increpitus	1	0 %	
	07/26/2017	Aedes vexans	163	74 %	
	07/26/2017	Culex tarsalis	56	25 %	
	07/26/2017	Culiseta inornata	1	0 %	
Trap Total			221		 <ul style="list-style-type: none"> ■ Aedes-Oc ■ Anopheles ■ Culex ■ Culiseta ■ Other
FC-062	LIGHT	Larimer	Waters Edge at Blue Mesa		
	07/27/2017	Aedes vexans	15	83 %	
	07/27/2017	Culex pipiens	2	11 %	
	07/27/2017	Culex tarsalis	1	6 %	
Trap Total			18		 <ul style="list-style-type: none"> ■ Aedes-Oc ■ Anopheles ■ Culex ■ Culiseta ■ Other
FC-063	LIGHT	Larimer	Red Fox Meadows FCNA		
	07/26/2017	Aedes vexans	204	96 %	

Trap #	Date	Species	Count	Percent	
	07/26/2017	Culex tarsalis	9	4 %	
		Trap Total	213		 <ul style="list-style-type: none"> ■ Aedes-Oc ■ Anopheles ■ Culex ■ Culiseta ■ Other
FC-063g GRAVID	Larimer	Red Fox Meadows FCNA			
	07/26/2017	Culex pipiens	116	100 %	
		Trap Total	116		 <ul style="list-style-type: none"> ■ Aedes-Oc ■ Anopheles ■ Culex ■ Culiseta ■ Other
FC-064 LIGHT	Larimer	West Chase @ Kechter Farm			
	07/25/2017	Aedes vexans	34	10 %	
	07/25/2017	Culex tarsalis	288	89 %	
	07/25/2017	Culiseta inornata	2	1 %	
		Trap Total	324		 <ul style="list-style-type: none"> ■ Aedes-Oc ■ Anopheles ■ Culex ■ Culiseta ■ Other
FC-066 LIGHT	Larimer	Prospect Ponds @ Drake Water			
	07/24/2017	Aedes (Oc.) dorsalis	2	0 %	
	07/24/2017	Aedes (Oc.) melanimon	8	1 %	
	07/24/2017	Aedes vexans	254	45 %	
	07/24/2017	Anopheles spp	1	0 %	
	07/24/2017	Coquilletidia perturban	203	36 %	
	07/24/2017	Culex pipiens	21	4 %	
	07/24/2017	Culex tarsalis	77	14 %	
	07/24/2017	Culiseta inornata	2	0 %	
		Trap Total	568		 <ul style="list-style-type: none"> ■ Aedes-Oc ■ Anopheles ■ Culex ■ Culiseta ■ Other
FC-066g GRAVID	Larimer	Prospect Ponds @ Drake Water			
	07/24/2017	Culex pipiens	15	100 %	
		Trap Total	15		 <ul style="list-style-type: none"> ■ Aedes-Oc ■ Anopheles ■ Culex ■ Culiseta ■ Other

Trap #	Date	Species	Count	Percent
FC-067	LIGHT	Larimer	Poudre River Drive at bike trail	
	07/24/2017	Trap malfunction	0	0 %
	07/25/2017	Aedes (Oc.) melanimon	7	1 %
	07/25/2017	Aedes vexans	1,059	81 %
	07/25/2017	Coquillettidia perturban	8	1 %
	07/25/2017	Culex pipiens	13	1 %
	07/25/2017	Culex tarsalis	219	17 %
	07/25/2017	Culiseta inornata	4	0 %
		Trap Total	1,310	




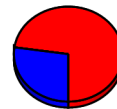
FC-068	LIGHT	Larimer	502 Crest Drive	
	07/27/2017	Aedes vexans	1	33 %
	07/27/2017	Culex pipiens	1	33 %
	07/27/2017	Culex tarsalis	1	33 %
		Trap Total	3	



FC-069	LIGHT	Larimer	Linden Lake Rd	
	07/24/2017	Aedes (Oc.) melanimon	2	3 %
	07/24/2017	Aedes vexans	50	71 %
	07/24/2017	Culex tarsalis	17	24 %
	07/24/2017	Culiseta inornata	1	1 %
		Trap Total	70	



FC-071	LIGHT	Larimer	Silvergate Road	
	07/27/2017	Aedes vexans	3	27 %
	07/27/2017	Culex pipiens	5	45 %
	07/27/2017	Culex tarsalis	3	27 %
		Trap Total	11	




FC-072	LIGHT	Larimer	422 Lake Drive Alley	
	07/24/2017	Aedes (Oc.) trivittatus	1	1 %
	07/24/2017	Aedes vexans	54	57 %

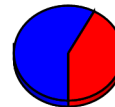
Trap #	Date	Species	Count	Percent
	07/24/2017	Culex tarsalis	31	33 %
	07/24/2017	Culiseta inornata	9	9 %
Trap Total			95	



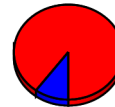
FC-073	LIGHT	Larimer	118 Grant		
		07/26/2017	Aedes vexans	19	34 %
		07/26/2017	Culex pipiens	10	18 %
		07/26/2017	Culex tarsalis	26	46 %
		07/26/2017	Culiseta inornata	1	2 %
Trap Total			56		



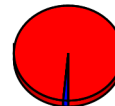
FC-074	LIGHT	Larimer	Rockcreek		
		07/25/2017	Aedes (Oc.) melanimon	4	11 %
		07/25/2017	Aedes vexans	18	47 %
		07/25/2017	Culex pipiens	3	8 %
		07/25/2017	Culex tarsalis	13	34 %
Trap Total			38		




FC-075	LIGHT	Larimer	North Sage Creek		
		07/25/2017	Aedes vexans	11	10 %
		07/25/2017	Culex pipiens	4	4 %
		07/25/2017	Culex tarsalis	94	86 %
Trap Total			109		



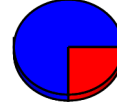
FC-075g	GRAVID	Larimer	North Sage Creek Gravid		
		07/25/2017	Aedes vexans	1	1 %
		07/25/2017	Culex pipiens	66	99 %
Trap Total			67		



Trap #	Date	Species	Count	Percent	
FC-088g GRAVID	Larimer	English Ranch Park			
	07/25/2017	Culex pipiens	70	100 %	 <ul style="list-style-type: none"> ■ Aedes-Oc ■ Anopheles ■ Culex ■ Culiseta ■ Other
		Trap Total	70		
FC-089g GRAVID	Larimer	Kunz Ct and Brook Dr			
	07/27/2017	Culex pipiens	68	100 %	 <ul style="list-style-type: none"> ■ Aedes-Oc ■ Anopheles ■ Culex ■ Culiseta ■ Other
		Trap Total	68		
FC-090g GRAVID	Larimer	Mountain Grandview Cemetery			
	07/26/2017	Aedes vexans	1	5 %	 <ul style="list-style-type: none"> ■ Aedes-Oc ■ Anopheles ■ Culex ■ Culiseta ■ Other
	07/26/2017	Culex pipiens	19	95 %	
		Trap Total	20		
FC-091g GRAVID	Larimer	PVH			
	07/24/2017	Culex pipiens	20	95 %	 <ul style="list-style-type: none"> ■ Aedes-Oc ■ Anopheles ■ Culex ■ Culiseta ■ Other
	07/24/2017	Culiseta inornata	1	5 %	
		Trap Total	21		
FC-092g GRAVID	Larimer	Udall Natural Area			
	07/24/2017	Aedes vexans	1	0 %	 <ul style="list-style-type: none"> ■ Aedes-Oc ■ Anopheles ■ Culex ■ Culiseta ■ Other
	07/24/2017	Culex pipiens	199	100 %	
		Trap Total	200		
FC-093 LIGHT	Larimer	Lopez Elementary School			
	07/27/2017	Aedes vexans	18	75 %	 <ul style="list-style-type: none"> ■ Aedes-Oc ■ Anopheles ■ Culex ■ Culiseta ■ Other
	07/27/2017	Culex pipiens	5	21 %	
	07/27/2017	Culex tarsalis	1	4 %	

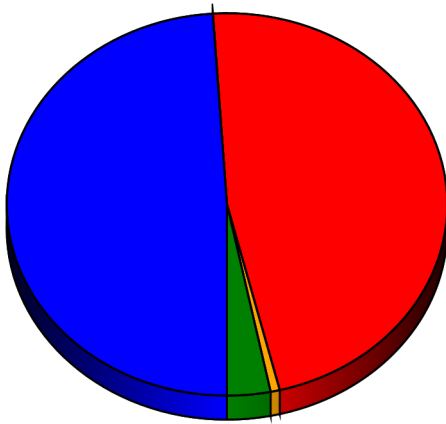
Trap #	Date	Species	Count	Percent
--------	------	---------	-------	---------

Trap Total 24



- Aedes-Oc
- Anopheles
- Culex
- Culiseta
- Other

Grand Total 6,858



- Aedes-OC
- Anopheles
- Culex
- Culiseta
- Other

TOTAL	%
3,358	49 %
1	0 %
3,235	47 %
46	1 %
218	3 %