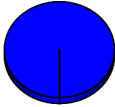
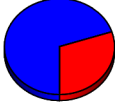

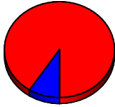
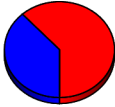
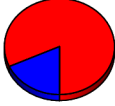


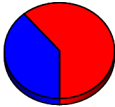
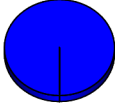
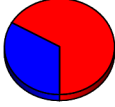





Trap #	Date	Species	Count	Percent	
FC-001	LIGHT	Larimer Magic Carpet			
		09/07/2017	Aedes vexans	1	100 %
		Trap Total		1	
				 <ul style="list-style-type: none"> ■ Count... ■ Count... ■ Count... 	
FC-004	LIGHT	Larimer Bighorn Drive			
		09/06/2017	Aedes (Oc.) melanimon	1	5 %
		09/06/2017	Aedes vexans	13	65 %
		09/06/2017	Culex pipiens	6	30 %
		Trap Total		20	
				 <ul style="list-style-type: none"> ■ Count... ■ Count... ■ Count... 	
FC-006	LIGHT	Larimer North Linden			
		09/05/2017	Aedes vexans	96	97 %
		09/05/2017	Culex pipiens	1	1 %
		09/05/2017	Culex tarsalis	2	2 %
		Trap Total		99	
				 <ul style="list-style-type: none"> ■ Count... ■ Count... ■ Count... 	
FC-011	LIGHT	Larimer Golden Currant			
		09/06/2017	Aedes (Oc.) dorsalis	1	9 %
		09/06/2017	Culex pipiens	10	91 %
		Trap Total		11	
				 <ul style="list-style-type: none"> ■ Count... ■ Count... ■ Count... 	
FC-014	LIGHT	Larimer Fort Collins Vistors Center			
		09/05/2017	Aedes vexans	13	38 %

Trap #	Date	Species	Count	Percent
	09/05/2017	Culex pipiens	21	62 %
		Trap Total	34	
				 <ul style="list-style-type: none"> ■ Count... ■ Count... ■ Count...
FC-015	LIGHT	Larimer	Stuart and Dorset	
	09/06/2017	Aedes vexans	2	18 %
	09/06/2017	Culex tarsalis	9	82 %
		Trap Total	11	
				 <ul style="list-style-type: none"> ■ Count... ■ Count... ■ Count...
FC-019	LIGHT	Larimer	Edora Park	
	09/05/2017	Aedes vexans	49	80 %
	09/05/2017	Culex pipiens	10	16 %
	09/05/2017	Culex tarsalis	2	3 %
		Trap Total	61	
				 <ul style="list-style-type: none"> ■ Count... ■ Count... ■ Count...
FC-023	LIGHT	Larimer	Boltz	
	09/06/2017	Aedes vexans	6	46 %
	09/06/2017	Culex pipiens	3	23 %
	09/06/2017	Culex tarsalis	2	15 %
	09/06/2017	Culiseta inornata	2	15 %
		Trap Total	13	
				 <ul style="list-style-type: none"> ■ Count... ■ Count... ■ Count...
FC-027	LIGHT	Larimer	San Luis	
	09/06/2017	Aedes vexans	7	39 %


Trap #	Date	Species	Count	Percent
	09/06/2017	Culex pipiens	11	61 %
		Trap Total	18	
				 <ul style="list-style-type: none"> ■ Count... ■ Count... ■ Count...
FC-029	LIGHT	Larimer	Bens Park	
	09/07/2017	Aedes (Oc.) dorsalis	1	25 %
	09/07/2017	Aedes vexans	3	75 %
		Trap Total	4	
				 <ul style="list-style-type: none"> ■ Count... ■ Count... ■ Count...
FC-029g	GRAVID	Larimer	Bens Park	
	09/07/2017	Aedes vexans	1	33 %
	09/07/2017	Culex pipiens	2	67 %
		Trap Total	3	
				 <ul style="list-style-type: none"> ■ Count... ■ Count... ■ Count...
FC-031	LIGHT	Larimer	Willow Springs	
	09/06/2017	Aedes vexans	3	50 %
	09/06/2017	Culex tarsalis	2	33 %
	09/06/2017	Culiseta inornata	1	17 %
		Trap Total	6	
				 <ul style="list-style-type: none"> ■ Count... ■ Count... ■ Count...
FC-034	LIGHT	Larimer	Country Club	
	09/05/2017	Aedes vexans	14	93 %
	09/05/2017	Culiseta inornata	1	7 %
		Trap Total	15	
				 <ul style="list-style-type: none"> ■ Count... ■ Count... ■ Count...

Trap #	Date	Species	Count	Percent
FC-036	LIGHT	Larimer	Hemlock	
	09/05/2017	Aedes (Oc.) dorsalis	5	7 %
	09/05/2017	Aedes vexans	60	85 %
	09/05/2017	Culex tarsalis	6	8 %
		Trap Total	71	
FC-037	LIGHT	Larimer	Chelsea Ridge	
	09/07/2017	Aedes vexans	5	29 %
	09/07/2017	Culex pipiens	1	6 %
	09/07/2017	Culex tarsalis	11	65 %
		Trap Total	17	
FC-038	LIGHT	Larimer	Lochside Lane	
	09/05/2017	Aedes vexans	24	92 %
	09/05/2017	Culex pipiens	2	8 %
		Trap Total	26	
FC-039	LIGHT	Larimer	Fossil Creek South (Greenstone)	
	09/06/2017	Aedes vexans	6	100 %
		Trap Total	6	
FC-040	LIGHT	Larimer	Redwood	
	09/05/2017	Aedes vexans	29	74 %


Trap #	Date	Species	Count	Percent
	09/05/2017	Culex pipiens	9	23 %
	09/05/2017	Culex tarsalis	1	3 %
		Trap Total	39	




FC-040g GRAVID	Larimer	Redwood		
	09/05/2017	Aedes vexans	1	3 %
	09/05/2017	Culex pipiens	33	97 %
		Trap Total	34	



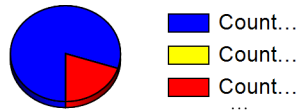
FC-041 LIGHT	Larimer	Fishback		
	09/06/2017	Aedes vexans	10	56 %
	09/06/2017	Culex tarsalis	8	44 %
		Trap Total	18	

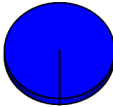

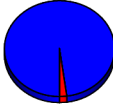
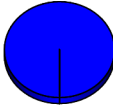
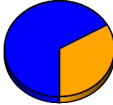




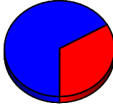
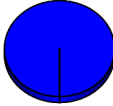
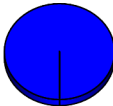
FC-046 LIGHT	Larimer	725 Westshore Court		
	09/06/2017	Culex tarsalis	4	100 %
		Trap Total	4	

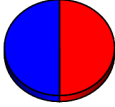
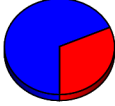
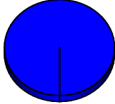


FC-047 LIGHT	Larimer	Keenland & Twin Oak		
	09/06/2017	Aedes vexans	8	80 %
	09/06/2017	Culex tarsalis	2	20 %
		Trap Total	10	

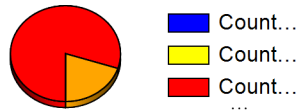


Trap #	Date	Species	Count	Percent	
FC-049	LIGHT	Larimer Casa Grande and Downing			
		09/06/2017	Aedes vexans	2	100 %
		Trap Total		2	
				 <ul style="list-style-type: none"> ■ Count... ■ Count... ■ Count... 	
FC-050	LIGHT	Larimer Golden Meadows Ditch			
		09/06/2017	Aedes vexans	14	47 %
		09/06/2017	Culex pipiens	15	50 %
		09/06/2017	Culiseta inornata	1	3 %
Trap Total		30			
				 <ul style="list-style-type: none"> ■ Count... ■ Count... ■ Count... 	
FC-052	LIGHT	Larimer 603 Gilgalad Way			
		09/06/2017	Aedes vexans	46	98 %
		09/06/2017	Culex tarsalis	1	2 %
Trap Total		47			
				 <ul style="list-style-type: none"> ■ Count... ■ Count... ■ Count... 	
FC-053	LIGHT	Larimer Egret and Rookery			
		09/06/2017	Aedes vexans	6	100 %
Trap Total		6			
				 <ul style="list-style-type: none"> ■ Count... ■ Count... ■ Count... 	
FC-054	LIGHT	Larimer 737 Parliament Court			
		09/07/2017	Aedes vexans	2	67 %
		09/07/2017	Culiseta inornata	1	33 %
Trap Total		3			
				 <ul style="list-style-type: none"> ■ Count... ■ Count... ■ Count... 	

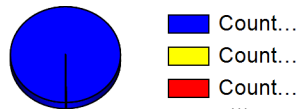
Trap #	Date	Species	Count	Percent
FC-057	LIGHT	Larimer Registry Ridge- End of Ranger Dr		
		09/07/2017	Culex tarsalis	1 100 %
		Trap Total		1
				 <ul style="list-style-type: none"> ■ Count... ■ Count... ■ Count...
FC-058	LIGHT	Larimer Spring Creek Trail @ Michener Dr		
		09/06/2017	Aedes vexans	12 92 %
		09/06/2017	Culiseta inornata	1 8 %
		Trap Total		13
				 <ul style="list-style-type: none"> ■ Count... ■ Count... ■ Count...
FC-059	LIGHT	Larimer Springwood and Lockwood		
		09/06/2017	Aedes vexans	8 67 %
		09/06/2017	Culex pipiens	2 17 %
		09/06/2017	Culex tarsalis	2 17 %
		Trap Total		12
				 <ul style="list-style-type: none"> ■ Count... ■ Count... ■ Count...
FC-060	LIGHT	Larimer 808 Pondersosa		
		09/06/2017	Aedes vexans	1 100 %
		Trap Total		1
				 <ul style="list-style-type: none"> ■ Count... ■ Count... ■ Count...
FC-061	LIGHT	Larimer Holley Environ. Plant Research Ctr		
		09/06/2017	Aedes vexans	10 100 %
		Trap Total		10
				 <ul style="list-style-type: none"> ■ Count... ■ Count... ■ Count...

Trap #	Date	Species	Count	Percent
FC-062	LIGHT	Larimer	Waters Edge at Blue Mesa	
	09/07/2017	Aedes vexans	4	50 %
	09/07/2017	Culex pipiens	1	12 %
	09/07/2017	Culex tarsalis	3	38 %
		Trap Total	8	
				 <ul style="list-style-type: none"> ■ Count... ■ Count... ■ Count...
FC-063	LIGHT	Larimer	Red Fox Meadows FCNA	
	09/06/2017	Operational but empty	0	0 % EBO
		Trap Total	0	
				<ul style="list-style-type: none"> ■ Count... ■ Count... ■ Count...
FC-063g	GRAVID	Larimer	Red Fox Meadows FCNA	
	09/06/2017	Operational but empty	0	0 % EBO
		Trap Total	0	
				<ul style="list-style-type: none"> ■ Count... ■ Count... ■ Count...
FC-064	LIGHT	Larimer	West Chase @ Kechter Farm	
	09/06/2017	Aedes vexans	13	68 %
	09/06/2017	Culex pipiens	6	32 %
		Trap Total	19	
				 <ul style="list-style-type: none"> ■ Count... ■ Count... ■ Count...
FC-066	LIGHT	Larimer	Prospect Ponds @ Drake Water	
	09/05/2017	Aedes vexans	44	100 %
		Trap Total	44	
				 <ul style="list-style-type: none"> ■ Count... ■ Count... ■ Count...

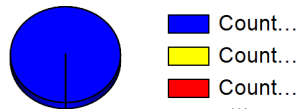
Trap #	Date	Species	Count	Percent
FC-066g GRAVID	Larimer	Prospect Ponds @ Drake Water		
	09/05/2017	Culex pipiens	12	80 %
	09/05/2017	Culiseta inornata	3	20 %
		Trap Total	15	



FC-067 LIGHT	Larimer	Poudre River Drive at bike trail		
	09/05/2017	Aedes (Oc.) dorsalis	12	1 %
	09/05/2017	Aedes vexans	2,048	99 %
	09/05/2017	Culex tarsalis	5	0 %
		Trap Total	2,065	





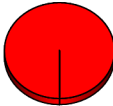

FC-068 LIGHT	Larimer	502 Crest Drive		
	09/07/2017	Aedes vexans	2	100 %
		Trap Total	2	



FC-069 LIGHT	Larimer	Linden Lake Rd		
	09/05/2017	Aedes (Oc.) melanimon	2	7 %
	09/05/2017	Aedes vexans	23	77 %
	09/05/2017	Culex tarsalis	4	13 %
	09/05/2017	Culiseta inornata	1	3 %
		Trap Total	30	



Trap #	Date	Species	Count	Percent
FC-071	LIGHT	Larimer Silvergate Road		
		09/07/2017	Aedes vexans	1 50 %
		09/07/2017	Culex tarsalis	1 50 %
		Trap Total		2
FC-072	LIGHT	Larimer 422 Lake Drive Alley		
		09/05/2017	Aedes vexans	7 64 %
		09/05/2017	Culex pipiens	4 36 %
		Trap Total		11
FC-073	LIGHT	Larimer 118 Grant		
		09/06/2017	Aedes vexans	5 45 %
		09/06/2017	Culex pipiens	6 55 %
		Trap Total		11
FC-074	LIGHT	Larimer Rockcreek		
		09/06/2017	Aedes vexans	1 100 %
		Trap Total		1
FC-075	LIGHT	Larimer North Sage Creek		
		09/06/2017	Aedes vexans	5 42 %
		09/06/2017	Culex pipiens	6 50 %
		09/06/2017	Culex tarsalis	1 8 %
		Trap Total		12

Trap #	Date	Species	Count	Percent
FC-075g GRAVID	Larimer	North Sage Creek Gravid		
	09/06/2017	Culex pipiens	4	100 %
		Trap Total	4	
				 <ul style="list-style-type: none"> ■ Count... ■ Count... ■ Count...
FC-088g GRAVID	Larimer	English Ranch Park		
	09/06/2017	Culex pipiens	6	100 %
		Trap Total	6	
				 <ul style="list-style-type: none"> ■ Count... ■ Count... ■ Count...
FC-089g GRAVID	Larimer	Kunz Ct and Brook Dr		
	09/07/2017	Operational but empty	0	0 % EBO
		Trap Total	0	
				<ul style="list-style-type: none"> ■ Count... ■ Count... ■ Count...
FC-090g GRAVID	Larimer	Mountain Grandview Cemetery		
	09/06/2017	Culex pipiens	14	100 %
		Trap Total	14	
				 <ul style="list-style-type: none"> ■ Count... ■ Count... ■ Count...
FC-091g GRAVID	Larimer	PVH		
	09/05/2017	Culex pipiens	9	100 %
		Trap Total	9	
				 <ul style="list-style-type: none"> ■ Count... ■ Count... ■ Count...

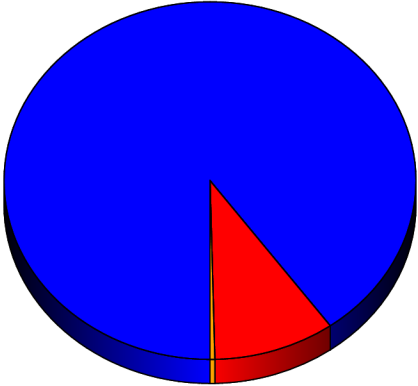
Trap #	Date	Species	Count	Percent
FC-092g GRAVID	Larimer	Udall Natural Area		
	09/05/2017	Culex pipiens	16	100 %
		Trap Total	16	



FC-093 LIGHT	Larimer	Lopez Elementary School		
	09/07/2017	Aedes vexans	6	75 %
	09/07/2017	Culex pipiens	2	25 %
		Trap Total	8	



Grand Total 2,923



Count AEOC	2,633	90 %
Count AN	0	0 %
Count CX	279	10 %
Count CU	11	0 %
Count OTHER	0	0 %

TOTAL	%
2,633	90 %
0	0 %
279	10 %
11	0 %
0	0 %