

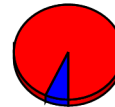


Trap #	Date	Species	Count	Percent
FC-001	LIGHT	Larimer Magic Carpet		
		08/11/2016	Culex pipiens	1 12 %
		08/11/2016	Culex tarsalis	6 75 %
		08/11/2016	Culiseta inornata	1 12 %
Trap Total			8	



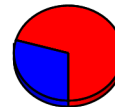
- Aedes-Oc
- Anopheles
- Culex
- Culiseta
- Other

FC-004	LIGHT	Larimer Bighorn Drive		
		08/10/2016	Aedes vexans	5 7 %
		08/10/2016	Culex pipiens	14 19 %
		08/10/2016	Culex tarsalis	54 74 %
Trap Total			73	



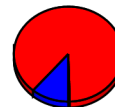
- Aedes-Oc
- Anopheles
- Culex
- Culiseta
- Other

FC-006	LIGHT	Larimer North Linden		
		08/10/2016	Aedes vexans	5 29 %
		08/10/2016	Culex tarsalis	12 71 %
Trap Total			17	



- Aedes-Oc
- Anopheles
- Culex
- Culiseta
- Other

FC-011	LIGHT	Larimer Golden Currant		
		08/09/2016	Aedes vexans	24 11 %
		08/09/2016	Culex pipiens	185 86 %
		08/09/2016	Culex tarsalis	5 2 %
		08/09/2016	Culiseta inornata	1 0 %
Trap Total			215	



- Aedes-Oc
- Anopheles
- Culex
- Culiseta
- Other

FC-014	LIGHT	Larimer Fort Collins Vistors Center		
		08/08/2016	Aedes vexans	6 5 %
		08/08/2016	Culex pipiens	34 27 %
		08/08/2016	Culex tarsalis	85 68 %
Trap Total			125	




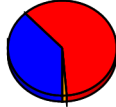



- Aedes-Oc
- Anopheles
- Culex
- Culiseta
- Other



Trap #	Date	Species	Count	Percent
FC-015	LIGHT	Larimer	Stuart and Dorset	
	08/09/2016	Aedes (Oc.) melanimon	1	3 %
	08/09/2016	Aedes vexans	8	25 %
	08/09/2016	Culex pipiens	9	28 %
	08/09/2016	Culex tarsalis	14	44 %
		Trap Total	32	
				<ul style="list-style-type: none"> ■ Aedes-Oc ■ Anopheles ■ Culex ■ Culiseta ■ Other
FC-019	LIGHT	Larimer	Edora Park	
	08/08/2016	Aedes vexans	5	8 %
	08/08/2016	Coquillettidia perturban	2	3 %
	08/08/2016	Culex pipiens	23	38 %
	08/08/2016	Culex tarsalis	30	50 %
		Trap Total	60	
				<ul style="list-style-type: none"> ■ Aedes-Oc ■ Anopheles ■ Culex ■ Culiseta ■ Other
FC-023	LIGHT	Larimer	Boltz	
	08/10/2016	Aedes vexans	2	4 %
	08/10/2016	Culex pipiens	11	23 %
	08/10/2016	Culex tarsalis	33	69 %
	08/10/2016	Culiseta inornata	2	4 %
		Trap Total	48	
				<ul style="list-style-type: none"> ■ Aedes-Oc ■ Anopheles ■ Culex ■ Culiseta ■ Other
FC-027	LIGHT	Larimer	San Luis	
	08/10/2016	Aedes (Oc.) dorsalis	1	0 %
	08/10/2016	Aedes vexans	15	7 %
	08/10/2016	Culex pipiens	42	19 %
	08/10/2016	Culex tarsalis	167	74 %
		Trap Total	225	
				<ul style="list-style-type: none"> ■ Aedes-Oc ■ Anopheles ■ Culex ■ Culiseta ■ Other
FC-029	LIGHT	Larimer	Bens Park	
	08/11/2016	Aedes vexans	1	20 %
	08/11/2016	Culex tarsalis	4	80 %




Trap #	Date	Species	Count	Percent		
Trap Total			5			<ul style="list-style-type: none"> ■ Aedes-Oc ■ Anopheles ■ Culex ■ Culiseta ■ Other
FC-029g GRAVID	Larimer	Bens Park				
	08/11/2016	Culex pipiens	54	100 %		
Trap Total			54			<ul style="list-style-type: none"> ■ Aedes-Oc ■ Anopheles ■ Culex ■ Culiseta ■ Other
FC-031 LIGHT	Larimer	Willow Springs				
	08/10/2016	Culex pipiens	4	11 %		
	08/10/2016	Culex tarsalis	34	89 %		
Trap Total			38			<ul style="list-style-type: none"> ■ Aedes-Oc ■ Anopheles ■ Culex ■ Culiseta ■ Other
FC-034 LIGHT	Larimer	Country Club				
	08/08/2016	Aedes (Oc.) dorsalis	8	5 %		
	08/08/2016	Aedes vexans	51	33 %		
	08/08/2016	Culex pipiens	7	5 %		
	08/08/2016	Culex tarsalis	87	56 %		
	08/08/2016	Culiseta inornata	2	1 %		
Trap Total			155			<ul style="list-style-type: none"> ■ Aedes-Oc ■ Anopheles ■ Culex ■ Culiseta ■ Other
FC-036 LIGHT	Larimer	Hemlock				
	08/10/2016	Aedes vexans	13	18 %		
	08/10/2016	Culex pipiens	2	3 %		
	08/10/2016	Culex tarsalis	56	79 %		
Trap Total			71			<ul style="list-style-type: none"> ■ Aedes-Oc ■ Anopheles ■ Culex ■ Culiseta ■ Other
FC-037 LIGHT	Larimer	Chelsea Ridge				
	08/11/2016	Aedes vexans	15	19 %		
	08/11/2016	Culex pipiens	2	3 %		
	08/11/2016	Culex tarsalis	60	78 %		




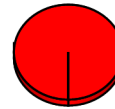
Trap #	Date	Species	Count	Percent	
Trap Total			77		<ul style="list-style-type: none"> ■ Aedes-Oc ■ Anopheles ■ Culex ■ Culiseta ■ Other
FC-038	LIGHT	Larimer	Lochside Lane		
	08/08/2016	Aedes vexans	15	21 %	
	08/08/2016	Culex pipiens	14	19 %	
	08/08/2016	Culex tarsalis	42	58 %	
	08/08/2016	Culiseta inornata	2	3 %	
Trap Total			73		<ul style="list-style-type: none"> ■ Aedes-Oc ■ Anopheles ■ Culex ■ Culiseta ■ Other
FC-039	LIGHT	Larimer	Fossil Creek South (Greenstone)		
	08/10/2016	Aedes (Oc.) dorsalis	2	7 %	
	08/10/2016	Aedes vexans	1	4 %	
	08/10/2016	Culex tarsalis	22	81 %	
	08/10/2016	Culiseta inornata	2	7 %	
Trap Total			27		<ul style="list-style-type: none"> ■ Aedes-Oc ■ Anopheles ■ Culex ■ Culiseta ■ Other
FC-040	LIGHT	Larimer	Redwood		
	08/10/2016	Aedes vexans	4	29 %	
	08/10/2016	Culex tarsalis	9	64 %	
	08/10/2016	Culiseta inornata	1	7 %	
Trap Total			14		<ul style="list-style-type: none"> ■ Aedes-Oc ■ Anopheles ■ Culex ■ Culiseta ■ Other
FC-040g	GRAVID	Larimer	Redwood		
	08/10/2016	Culex pipiens	11	100 %	
Trap Total			11		<ul style="list-style-type: none"> ■ Aedes-Oc ■ Anopheles ■ Culex ■ Culiseta ■ Other
FC-041	LIGHT	Larimer	Fishback		
	08/09/2016	Aedes vexans	8	8 %	
	08/09/2016	Culex pipiens	29	30 %	




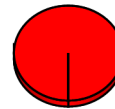
Trap #	Date	Species	Count	Percent
	08/09/2016	Culex tarsalis	58	60 %
	08/09/2016	Culiseta inornata	1	1 %
Trap Total			96	




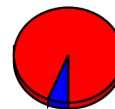
FC-046	LIGHT	Larimer	725 Westshore Court		
		08/10/2016	Culex pipiens	1	8 %
		08/10/2016	Culex tarsalis	11	92 %
Trap Total			12		




FC-047	LIGHT	Larimer	Keenland & Twin Oak		
		08/10/2016	Culex tarsalis	10	100 %
Trap Total			10		



FC-049	LIGHT	Larimer	Casa Grande and Downing		
		08/09/2016	Aedes vexans	4	6 %
		08/09/2016	Culex pipiens	49	74 %
		08/09/2016	Culex tarsalis	13	20 %
Trap Total			66		




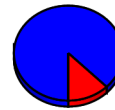
FC-050	LIGHT	Larimer	Golden Meadows Ditch		
		08/10/2016	Aedes vexans	1	1 %
		08/10/2016	Culex pipiens	9	13 %
		08/10/2016	Culex tarsalis	58	84 %
		08/10/2016	Culiseta inornata	1	1 %
Trap Total			69		




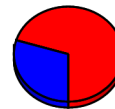
FC-052	LIGHT	Larimer	603 Gilgalad Way		
		08/09/2016	Aedes (Oc.) dorsalis	2	1 %
		08/09/2016	Aedes (Oc.) melanimon	1	0 %



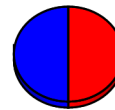
Trap #	Date	Species	Count	Percent
	08/09/2016	Aedes vexans	180	86 %
	08/09/2016	Culex pipiens	1	0 %
	08/09/2016	Culex tarsalis	25	12 %
Trap Total			209	



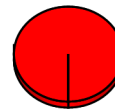
FC-053	LIGHT	Larimer	Egret and Rookery		
		08/11/2016	Aedes vexans	11	30 %
		08/11/2016	Culex pipiens	3	8 %
		08/11/2016	Culex tarsalis	23	62 %
Trap Total			37		




FC-054	LIGHT	Larimer	737 Parliament Court		
		08/11/2016	Aedes vexans	3	50 %
		08/11/2016	Culex tarsalis	3	50 %
Trap Total			6		



FC-057	LIGHT	Larimer	Registry Ridge- End of Ranger Dr		
		08/11/2016	Culex tarsalis	1	100 %
Trap Total			1		




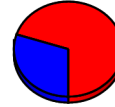
FC-058	LIGHT	Larimer	Spring Creek Trail @ Michener Dr		
		08/09/2016	Aedes vexans	4	33 %
		08/09/2016	Culex pipiens	2	17 %
		08/09/2016	Culex tarsalis	5	42 %
		08/09/2016	Culiseta inornata	1	8 %
Trap Total			12		




FC-059	LIGHT	Larimer	Springwood and Lockwood		
		08/10/2016	Aedes vexans	18	30 %




Trap #	Date	Species	Count	Percent
	08/10/2016	Culex pipiens	7	12 %
	08/10/2016	Culex tarsalis	35	58 %
		Trap Total	60	




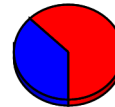
FC-060	LIGHT	Larimer	808 Pondersosa
		08/09/2016	Aedes vexans 6 20 %
		08/09/2016	Culex pipiens 9 30 %
		08/09/2016	Culex tarsalis 15 50 %
		Trap Total	30




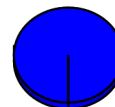
FC-061	LIGHT	Larimer	Holley Environ. Plant Research Ctr
		08/09/2016	Aedes (Oc.) dorsalis 1 1 %
		08/09/2016	Aedes vexans 43 45 %
		08/09/2016	Coquillettidia perturban 1 1 %
		08/09/2016	Culex pipiens 10 10 %
		08/09/2016	Culex tarsalis 41 43 %
		Trap Total	96






FC-062	LIGHT	Larimer	Waters Edge at Blue Mesa
		08/11/2016	Aedes vexans 6 38 %
		08/11/2016	Culex pipiens 3 19 %
		08/11/2016	Culex tarsalis 7 44 %
		Trap Total	16



FC-063	LIGHT	Larimer	Red Fox Meadows FCNA
		08/09/2016	Aedes vexans 35 100 %
		Trap Total	35





Trap #	Date	Species	Count	Percent	
FC-063g GRAVID	Larimer	Red Fox Meadows FCNA			
	08/09/2016	Culex pipiens	98	100 %	 <ul style="list-style-type: none"> ■ Aedes-Oc ■ Anopheles ■ Culex ■ Culiseta ■ Other
	Trap Total		98		
FC-064 LIGHT	Larimer	West Chase @ Kechter Farm			
	08/10/2016	Culex pipiens	1	10 %	 <ul style="list-style-type: none"> ■ Aedes-Oc ■ Anopheles ■ Culex ■ Culiseta ■ Other
	08/10/2016	Culex tarsalis	9	90 %	
Trap Total		10			
FC-066 LIGHT	Larimer	Prospect Ponds @ Drake Water			
	08/08/2016	Aedes (Oc.) dorsalis	1	0 %	 <ul style="list-style-type: none"> ■ Aedes-Oc ■ Anopheles ■ Culex ■ Culiseta ■ Other
	08/08/2016	Aedes (Oc.) melanimon	2	1 %	
	08/08/2016	Aedes vexans	70	22 %	
	08/08/2016	Anopheles earlei	2	1 %	
	08/08/2016	Coquillettidia perturban	12	4 %	
	08/08/2016	Culex pipiens	136	42 %	
	08/08/2016	Culex tarsalis	98	30 %	
	08/08/2016	Culiseta inornata	1	0 %	
	Trap Total		322		
FC-066g GRAVID	Larimer	Prospect Ponds @ Drake Water			
	08/08/2016	Culex pipiens	21	95 %	 <ul style="list-style-type: none"> ■ Aedes-Oc ■ Anopheles ■ Culex ■ Culiseta ■ Other
	08/08/2016	Culex tarsalis	1	5 %	
Trap Total		22			
FC-067 LIGHT	Larimer	Poudre River Drive at bike trail			
	08/08/2016	Aedes vexans	253	51 %	
	08/08/2016	Coquillettidia perturban	8	2 %	
	08/08/2016	Culex pipiens	63	13 %	
	08/08/2016	Culex tarsalis	174	35 %	
	08/08/2016	Culiseta inornata	1	0 %	
Trap Total		500			



Adult Trap Data - Detail

Trap #	Date	Species	Count	Percent	
Trap Total			499		<ul style="list-style-type: none"> ■ Aedes-Oc ■ Anopheles ■ Culex ■ Culiseta ■ Other
FC-068	LIGHT	Larimer	502 Crest Drive		
	08/11/2016	Aedes vexans	1	8 %	
	08/11/2016	Culex tarsalis	11	92 %	
Trap Total			12		<ul style="list-style-type: none"> ■ Aedes-Oc ■ Anopheles ■ Culex ■ Culiseta ■ Other
FC-069	LIGHT	Larimer	Linden Lake Rd		
	08/08/2016	Aedes (Oc.) dorsalis	5	5 %	
	08/08/2016	Aedes vexans	38	41 %	
	08/08/2016	Culex pipiens	24	26 %	
	08/08/2016	Culex tarsalis	23	25 %	
	08/08/2016	Culiseta inornata	2	2 %	
Trap Total			92		<ul style="list-style-type: none"> ■ Aedes-Oc ■ Anopheles ■ Culex ■ Culiseta ■ Other
FC-071	LIGHT	Larimer	Silvergata Road		
	08/11/2016	Aedes vexans	2	22 %	
	08/11/2016	Culex pipiens	3	33 %	
	08/11/2016	Culex tarsalis	4	44 %	
Trap Total			9		<ul style="list-style-type: none"> ■ Aedes-Oc ■ Anopheles ■ Culex ■ Culiseta ■ Other
FC-072	LIGHT	Larimer	422 Lake Drive Alley		
	08/08/2016	Aedes (Oc.) trivittatus	1	1 %	
	08/08/2016	Aedes vexans	9	9 %	
	08/08/2016	Culex pipiens	20	19 %	
	08/08/2016	Culex tarsalis	74	71 %	
Trap Total			104		<ul style="list-style-type: none"> ■ Aedes-Oc ■ Anopheles ■ Culex ■ Culiseta ■ Other




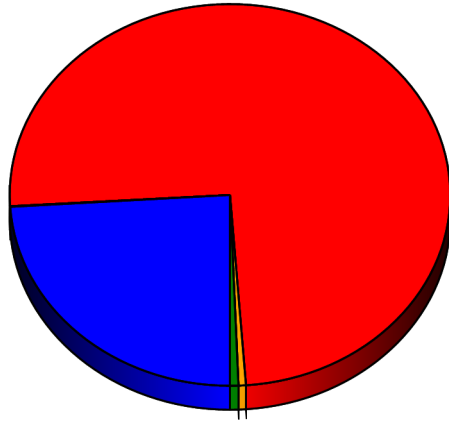
Trap #	Date	Species	Count	Percent
FC-073 LIGHT	Larimer	118 Grant		
	08/09/2016	Trap malfunction	0	0 % Reset on 8/9/2016
	08/10/2016	Aedes vexans	1	5 %
	08/10/2016	Culex pipiens	5	24 %
	08/10/2016	Culex tarsalis	14	67 %
	08/10/2016	Culiseta inornata	1	5 %
Trap Total			21	
FC-074 LIGHT	Larimer	Rockcreek		
	08/10/2016	Aedes (Oc.) dorsalis	1	7 %
	08/10/2016	Aedes vexans	1	7 %
	08/10/2016	Culex pipiens	1	7 %
	08/10/2016	Culex tarsalis	11	79 %
Trap Total			14	
FC-075 LIGHT	Larimer	North Sage Creek		
	08/10/2016	Culex pipiens	2	9 %
	08/10/2016	Culex tarsalis	21	91 %
Trap Total			23	
FC-075g GRAVID	Larimer	North Sage Creek Gravid		
	08/10/2016	Culex pipiens	57	97 %
	08/10/2016	Culex tarsalis	2	3 %
Trap Total			59	
FC-088g GRAVID	Larimer	English Ranch Park		
	08/10/2016	Culex pipiens	146	99 %
	08/10/2016	Culex tarsalis	1	1 %
Trap Total			147	



Trap #	Date	Species	Count	Percent	
FC-089g GRAVID Larimer Kunz Ct and Brook Dr					
	08/11/2016	Culex pipiens	101	98 %	<ul style="list-style-type: none"> ■ Aedes-Oc ■ Anopheles ■ Culex ■ Culiseta ■ Other
	08/11/2016	Culex tarsalis	2	2 %	
		Trap Total	103		
FC-090g GRAVID Larimer Mountain Grandview Cemetery					
	08/09/2016	Aedes vexans	1	2 %	<ul style="list-style-type: none"> ■ Aedes-Oc ■ Anopheles ■ Culex ■ Culiseta ■ Other
	08/09/2016	Culex pipiens	40	95 %	
	08/09/2016	Culex tarsalis	1	2 %	
		Trap Total	42		
FC-091g GRAVID Larimer PVH					
	08/08/2016	Culex pipiens	7	100 %	<ul style="list-style-type: none"> ■ Aedes-Oc ■ Anopheles ■ Culex ■ Culiseta ■ Other
		Trap Total	7		
FC-092g GRAVID Larimer Udall Natural Area					
	08/10/2016	Culex pipiens	8	100 %	<ul style="list-style-type: none"> ■ Aedes-Oc ■ Anopheles ■ Culex ■ Culiseta ■ Other
		Trap Total	8		
FC-093 LIGHT Larimer Lopez Elementary School					
	08/11/2016	Aedes vexans	2	4 %	<ul style="list-style-type: none"> ■ Aedes-Oc ■ Anopheles ■ Culex ■ Culiseta ■ Other
	08/11/2016	Culex pipiens	12	27 %	
	08/11/2016	Culex tarsalis	30	67 %	
	08/11/2016	Culiseta inornata	1	2 %	
		Trap Total	45		
Grand Total			3,720		



Trap #	Date	Species	Count	Percent
--------	------	---------	-------	---------



TOTAL	%
893	24 %
2	0 %
2,782	75 %
20	1 %
23	1 %