





Trap #	Date	Species	Count	Percent
FC-001	LIGHT	Larimer	Magic Carpet	
	08/04/2016	Aedes (Oc.) trivittatus	3	9 %
	08/04/2016	Aedes vexans	5	16 %
	08/04/2016	Culex pipiens	4	12 %
	08/04/2016	Culex tarsalis	20	62 %
Trap Total			32	
FC-004	LIGHT	Larimer	Bighorn Drive	
	08/02/2016	Aedes vexans	5	4 %
	08/02/2016	Culex pipiens	9	8 %
	08/02/2016	Culex tarsalis	106	88 %
Trap Total			120	
FC-006	LIGHT	Larimer	North Linden	
	08/01/2016	Aedes (Oc.) melanimon	3	2 %
	08/01/2016	Aedes vexans	60	42 %
	08/01/2016	Culex pipiens	35	24 %
	08/01/2016	Culex tarsalis	44	31 %
	08/01/2016	Culiseta inornata	1	1 %
Trap Total			143	
FC-011	LIGHT	Larimer	Golden Currant	
	08/03/2016	Aedes (Oc.) dorsalis	3	3 %
	08/03/2016	Aedes vexans	7	7 %
	08/03/2016	Culex pipiens	76	73 %
	08/03/2016	Culex tarsalis	18	17 %
Trap Total			104	
FC-014	LIGHT	Larimer	Fort Collins Vistors Center	
	08/01/2016	Aedes (Oc.) dorsalis	1	2 %
	08/01/2016	Aedes vexans	8	15 %
	08/01/2016	Coquillettidia perturban	1	2 %


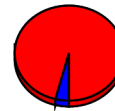





Trap #	Date	Species	Count	Percent
	08/01/2016	Culex pipiens	13	24 %
	08/01/2016	Culex tarsalis	30	55 %
	08/01/2016	Culiseta inornata	2	4 %
		Trap Total	55	



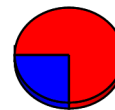
FC-015	LIGHT	Larimer	Stuart and Dorset		
		08/03/2016	Aedes vexans	1	4 %
		08/03/2016	Culex pipiens	10	40 %
		08/03/2016	Culex tarsalis	14	56 %
			Trap Total	25	




FC-023	LIGHT	Larimer	Boltz		
		08/02/2016	Aedes vexans	11	15 %
		08/02/2016	Culex pipiens	2	3 %
		08/02/2016	Culex tarsalis	59	81 %
		08/02/2016	Culiseta inornata	1	1 %
			Trap Total	73	



FC-027	LIGHT	Larimer	San Luis		
		08/02/2016	Aedes (Oc.) trivittatus	1	5 %
		08/02/2016	Aedes vexans	4	20 %
		08/02/2016	Culex pipiens	1	5 %
		08/02/2016	Culex tarsalis	14	70 %
			Trap Total	20	



FC-029	LIGHT	Larimer	Bens Park		
		08/04/2016	Culex tarsalis	25	100 %
			Trap Total	25	




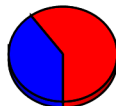
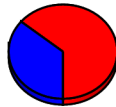
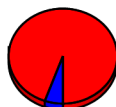



Trap #	Date	Species	Count	Percent
FC-029g GRAVID	Larimer	Bens Park		
		08/04/2016	Culex pipiens	33 100 %
		Trap Total		33
<ul style="list-style-type: none"> ■ Aedes-Oc ■ Anopheles ■ Culex ■ Culiseta ■ Other 				
FC-031 LIGHT	Larimer	Willow Springs		
		08/02/2016	Aedes vexans	3 8 %
		08/02/2016	Culex pipiens	2 6 %
		08/02/2016	Culex tarsalis	31 86 %
		Trap Total		36
<ul style="list-style-type: none"> ■ Aedes-Oc ■ Anopheles ■ Culex ■ Culiseta ■ Other 				
FC-034 LIGHT	Larimer	Country Club		
		08/01/2016	Aedes (Oc.) dorsalis	2 2 %
		08/01/2016	Aedes vexans	69 52 %
		08/01/2016	Culex pipiens	6 5 %
		08/01/2016	Culex tarsalis	51 38 %
		08/01/2016	Culiseta inornata	5 4 %
Trap Total		133		
<ul style="list-style-type: none"> ■ Aedes-Oc ■ Anopheles ■ Culex ■ Culiseta ■ Other 				
FC-036 LIGHT	Larimer	Hemlock		
		08/01/2016	Aedes vexans	66 47 %
		08/01/2016	Coquillettidia perturban	1 1 %
		08/01/2016	Culex pipiens	16 11 %
		08/01/2016	Culex tarsalis	54 39 %
		08/01/2016	Culiseta inornata	3 2 %
Trap Total		140		
<ul style="list-style-type: none"> ■ Aedes-Oc ■ Anopheles ■ Culex ■ Culiseta ■ Other 				
FC-037 LIGHT	Larimer	Chelsea Ridge		
		08/04/2016	Aedes (Oc.) nigromaculi	2 1 %
		08/04/2016	Aedes vexans	181 64 %
		08/04/2016	Culex pipiens	1 0 %
		08/04/2016	Culex tarsalis	98 35 %




Trap #	Date	Species	Count	Percent	
Trap Total			282		<ul style="list-style-type: none"> ■ Aedes-Oc ■ Anopheles ■ Culex ■ Culiseta ■ Other
FC-038	LIGHT	Larimer	Lochside Lane		
	08/01/2016	Aedes (Oc.) increpitus	1	1 %	
	08/01/2016	Aedes vexans	53	55 %	
	08/01/2016	Coquillettidia perturbans	1	1 %	
	08/01/2016	Culex pipiens	7	7 %	
	08/01/2016	Culex tarsalis	32	33 %	
	08/01/2016	Culiseta inornata	2	2 %	
		Trap Total	96		<ul style="list-style-type: none"> ■ Aedes-Oc ■ Anopheles ■ Culex ■ Culiseta ■ Other
FC-039	LIGHT	Larimer	Fossil Creek South (Greenstone)		
	08/02/2016	Aedes vexans	6	10 %	
	08/02/2016	Culex pipiens	1	2 %	
	08/02/2016	Culex tarsalis	50	86 %	
	08/02/2016	Culiseta inornata	1	2 %	
		Trap Total	58		<ul style="list-style-type: none"> ■ Aedes-Oc ■ Anopheles ■ Culex ■ Culiseta ■ Other
FC-040	LIGHT	Larimer	Redwood		
	08/01/2016	Aedes vexans	31	17 %	
	08/01/2016	Culex pipiens	86	48 %	
	08/01/2016	Culex tarsalis	59	33 %	
	08/01/2016	Culiseta inornata	2	1 %	
		Trap Total	178		<ul style="list-style-type: none"> ■ Aedes-Oc ■ Anopheles ■ Culex ■ Culiseta ■ Other
FC-040g	GRAVID	Larimer	Redwood		
	08/01/2016	Trap malfunction	0	0 %	Reset on 8/1/2016
	08/02/2016	Culex pipiens	65	97 %	
	08/02/2016	Culiseta inornata	2	3 %	




Trap #	Date	Species	Count	Percent	
Trap Total			67		 <ul style="list-style-type: none"> ■ Aedes-Oc ■ Anopheles ■ Culex ■ Culiseta ■ Other
FC-041	LIGHT	Larimer	Fishback		
	08/03/2016	Aedes (Oc.) trivittatus	1	20 %	
	08/03/2016	Aedes vexans	1	20 %	
	08/03/2016	Culex tarsalis	3	60 %	
		Trap Total	5		 <ul style="list-style-type: none"> ■ Aedes-Oc ■ Anopheles ■ Culex ■ Culiseta ■ Other
FC-046	LIGHT	Larimer	725 Westshore Court		
	08/02/2016	Aedes vexans	9	36 %	
	08/02/2016	Culex pipiens	2	8 %	
	08/02/2016	Culex tarsalis	14	56 %	
		Trap Total	25		 <ul style="list-style-type: none"> ■ Aedes-Oc ■ Anopheles ■ Culex ■ Culiseta ■ Other
FC-047	LIGHT	Larimer	Keenland & Twin Oak		
	08/02/2016	Aedes vexans	2	5 %	
	08/02/2016	Culex tarsalis	35	95 %	
		Trap Total	37		 <ul style="list-style-type: none"> ■ Aedes-Oc ■ Anopheles ■ Culex ■ Culiseta ■ Other
FC-049	LIGHT	Larimer	Casa Grande and Downing		
	08/03/2016	Aedes vexans	1	1 %	
	08/03/2016	Culex pipiens	65	56 %	
	08/03/2016	Culex tarsalis	50	43 %	
		Trap Total	116		 <ul style="list-style-type: none"> ■ Aedes-Oc ■ Anopheles ■ Culex ■ Culiseta ■ Other
FC-050	LIGHT	Larimer	Golden Meadows Ditch		
	08/02/2016	Trap malfunction	0	0 %	Reset on 8/2/2016
	08/03/2016	Aedes vexans	1	1 %	
	08/03/2016	Culex pipiens	22	27 %	




Trap #	Date	Species	Count	Percent
	08/03/2016	Culex tarsalis	59	71 %
	08/03/2016	Culiseta inornata	1	1 %
		Trap Total	83	




Trap #	Date	Species	Count	Percent
FC-052	LIGHT	Larimer	603 Gilgalad Way	
	08/03/2016	Aedes vexans	277	94 %
	08/03/2016	Culex tarsalis	14	5 %
	08/03/2016	Culiseta inornata	3	1 %
		Trap Total	294	





Trap #	Date	Species	Count	Percent
FC-053	LIGHT	Larimer	Egret and Rookery	
	08/02/2016	Aedes vexans	16	17 %
	08/02/2016	Coquillettidia perturban	1	1 %
	08/02/2016	Culex pipiens	6	7 %
	08/02/2016	Culex tarsalis	69	75 %
		Trap Total	92	



Trap #	Date	Species	Count	Percent
FC-054	LIGHT	Larimer	737 Parliament Court	
	08/04/2016	Aedes (Oc.) dorsalis	2	3 %
	08/04/2016	Aedes (Oc.) trivittatus	1	2 %
	08/04/2016	Aedes vexans	12	19 %
	08/04/2016	Culex pipiens	7	11 %
	08/04/2016	Culex tarsalis	41	64 %
	08/04/2016	Culiseta inornata	1	2 %
		Trap Total	64	



Trap #	Date	Species	Count	Percent
FC-057	LIGHT	Larimer	Registry Ridge- End of Ranger Dr	
	08/04/2016	Culex tarsalis	3	100 %
		Trap Total	3	





Trap #	Date	Species	Count	Percent		
FC-058	LIGHT	Larimer	Spring Creek Trail @ Michener Dr			
			08/03/2016	Aedes vexans	2	22 %
			08/03/2016	Culex tarsalis	7	78 %
			Trap Total		9	
<ul style="list-style-type: none"> ■ Aedes-Oc ■ Anopheles ■ Culex ■ Culiseta ■ Other 						
FC-059	LIGHT	Larimer	Springwood and Lockwood			
			08/02/2016	Aedes (Oc.) dorsalis	2	1 %
			08/02/2016	Aedes vexans	29	17 %
			08/02/2016	Culex pipiens	41	24 %
			08/02/2016	Culex tarsalis	92	54 %
			08/02/2016	Culiseta inornata	5	3 %
Trap Total		169				
<ul style="list-style-type: none"> ■ Aedes-Oc ■ Anopheles ■ Culex ■ Culiseta ■ Other 						
FC-060	LIGHT	Larimer	808 Pondersosa			
			08/03/2016	Aedes vexans	7	27 %
			08/03/2016	Culex pipiens	3	12 %
			08/03/2016	Culex tarsalis	16	62 %
Trap Total		26				
<ul style="list-style-type: none"> ■ Aedes-Oc ■ Anopheles ■ Culex ■ Culiseta ■ Other 						
FC-061	LIGHT	Larimer	Holley Environ. Plant Research Ctr			
			08/03/2016	Aedes vexans	65	34 %
			08/03/2016	Coquillettidia perturban	1	1 %
			08/03/2016	Culex pipiens	18	9 %
			08/03/2016	Culex tarsalis	107	56 %
			08/03/2016	Culiseta inornata	1	1 %
Trap Total		192				
<ul style="list-style-type: none"> ■ Aedes-Oc ■ Anopheles ■ Culex ■ Culiseta ■ Other 						
FC-062	LIGHT	Larimer	Waters Edge at Blue Mesa			
			08/04/2016	Culex pipiens	1	6 %
			08/04/2016	Culex tarsalis	15	94 %



Trap #	Date	Species	Count	Percent	
Trap Total			16		<ul style="list-style-type: none"> ■ Aedes-Oc ■ Anopheles ■ Culex ■ Culiseta ■ Other
FC-063	LIGHT	Larimer	Red Fox Meadows FCNA		
	08/03/2016	Aedes (Oc.) dorsalis	1	1 %	
	08/03/2016	Aedes vexans	52	71 %	
	08/03/2016	Culex tarsalis	20	27 %	
Trap Total			73		<ul style="list-style-type: none"> ■ Aedes-Oc ■ Anopheles ■ Culex ■ Culiseta ■ Other
FC-063g	GRAVID	Larimer	Red Fox Meadows FCNA		
	08/03/2016	Culex pipiens	12	100 %	
Trap Total			12		<ul style="list-style-type: none"> ■ Aedes-Oc ■ Anopheles ■ Culex ■ Culiseta ■ Other
FC-064	LIGHT	Larimer	West Chase @ Kechter Farm		
	08/02/2016	Aedes vexans	26	37 %	
	08/02/2016	Culex pipiens	5	7 %	
	08/02/2016	Culex tarsalis	39	56 %	
Trap Total			70		<ul style="list-style-type: none"> ■ Aedes-Oc ■ Anopheles ■ Culex ■ Culiseta ■ Other
FC-066	LIGHT	Larimer	Prospect Ponds @ Drake Water		
	08/01/2016	Aedes vexans	67	34 %	
	08/01/2016	Culex pipiens	87	44 %	
	08/01/2016	Culex tarsalis	44	22 %	
	08/01/2016	Culiseta inornata	1	1 %	
Trap Total			199		<ul style="list-style-type: none"> ■ Aedes-Oc ■ Anopheles ■ Culex ■ Culiseta ■ Other
FC-066g	GRAVID	Larimer	Prospect Ponds @ Drake Water		
	08/01/2016	Culex pipiens	54	98 %	
	08/01/2016	Culex tarsalis	1	2 %	



Trap #	Date	Species	Count	Percent		
Trap Total			55		<ul style="list-style-type: none"> ■ Aedes-Oc ■ Anopheles ■ Culex ■ Culiseta ■ Other 	
FC-067	LIGHT	Larimer	Poudre River Drive at bike trail			
	08/01/2016	Aedes (Oc.) dorsalis	9	3 %		
	08/01/2016	Aedes (Oc.) melanimon	1	0 %		
	08/01/2016	Aedes vexans	273	79 %		
	08/01/2016	Coquillettidia perturban	11	3 %		
	08/01/2016	Culex pipiens	2	1 %		
	08/01/2016	Culex tarsalis	48	14 %		
Trap Total			344		<ul style="list-style-type: none"> ■ Aedes-Oc ■ Anopheles ■ Culex ■ Culiseta ■ Other 	
FC-068	LIGHT	Larimer	502 Crest Drive			
	08/04/2016	Aedes vexans	2	13 %		
	08/04/2016	Culex pipiens	3	20 %		
	08/04/2016	Culex tarsalis	10	67 %		
Trap Total			15		<ul style="list-style-type: none"> ■ Aedes-Oc ■ Anopheles ■ Culex ■ Culiseta ■ Other 	
FC-069	LIGHT	Larimer	Linden Lake Rd			
	08/01/2016	Aedes vexans	26	65 %		
	08/01/2016	Culex pipiens	4	10 %		
	08/01/2016	Culex tarsalis	9	22 %		
	08/01/2016	Culiseta inornata	1	2 %		
Trap Total			40		<ul style="list-style-type: none"> ■ Aedes-Oc ■ Anopheles ■ Culex ■ Culiseta ■ Other 	
FC-071	LIGHT	Larimer	Silvergate Road			
	08/04/2016	Operational but empty	0	0 % EBO		
Trap Total			0		<ul style="list-style-type: none"> ■ Aedes-Oc ■ Anopheles ■ Culex ■ Culiseta ■ Other 	



Trap #	Date	Species	Count	Percent
FC-072 LIGHT	Larimer	422 Lake Drive Alley		
	08/01/2016	Aedes vexans	2	7 %
	08/01/2016	Coquillettidia perturban	1	4 %
	08/01/2016	Culex tarsalis	23	85 %
	08/01/2016	Culiseta inornata	1	4 %
		Trap Total	27	
FC-073 LIGHT	Larimer	118 Grant		
	08/03/2016	Aedes vexans	3	5 %
	08/03/2016	Culex pipiens	14	23 %
	08/03/2016	Culex tarsalis	44	71 %
	08/03/2016	Culiseta inornata	1	2 %
		Trap Total	62	
FC-074 LIGHT	Larimer	Rockcreek		
	08/02/2016	Aedes (Oc.) dorsalis	5	16 %
	08/02/2016	Aedes (Oc.) increpitus	2	6 %
	08/02/2016	Aedes vexans	5	16 %
	08/02/2016	Culex tarsalis	20	62 %
		Trap Total	32	
FC-075 LIGHT	Larimer	North Sage Creek		
	08/02/2016	Aedes vexans	23	15 %
	08/02/2016	Culex pipiens	12	8 %
	08/02/2016	Culex tarsalis	113	75 %
	08/02/2016	Culiseta inornata	2	1 %
		Trap Total	150	
FC-075g GRAVID	Larimer	North Sage Creek Gravid		
	08/02/2016	Culex pipiens	151	99 %
	08/02/2016	Culex tarsalis	1	1 %



Trap #	Date	Species	Count	Percent		
		Trap Total	152			<ul style="list-style-type: none"> ■ Aedes-Oc ■ Anopheles ■ Culex ■ Culiseta ■ Other
FC-088g GRAVID	Larimer	English Ranch Park				
	08/02/2016	Culex pipiens	37	97 %		
	08/02/2016	Culex tarsalis	1	3 %		
		Trap Total	38			<ul style="list-style-type: none"> ■ Aedes-Oc ■ Anopheles ■ Culex ■ Culiseta ■ Other
FC-089g GRAVID	Larimer	Kunz Ct and Brook Dr				
	08/04/2016	Culex pipiens	113	99 %		
	08/04/2016	Culex tarsalis	1	1 %		
		Trap Total	114			<ul style="list-style-type: none"> ■ Aedes-Oc ■ Anopheles ■ Culex ■ Culiseta ■ Other
FC-090g GRAVID	Larimer	Mountain Grandview Cemetery				
	08/03/2016	Culex pipiens	17	100 %		
		Trap Total	17			<ul style="list-style-type: none"> ■ Aedes-Oc ■ Anopheles ■ Culex ■ Culiseta ■ Other
FC-091g GRAVID	Larimer	PVH				
	08/01/2016	Culex pipiens	2	100 %		
		Trap Total	2			<ul style="list-style-type: none"> ■ Aedes-Oc ■ Anopheles ■ Culex ■ Culiseta ■ Other
FC-092g GRAVID	Larimer	Udall Natural Area				
	08/01/2016	Culex pipiens	12	100 %		
		Trap Total	12			<ul style="list-style-type: none"> ■ Aedes-Oc ■ Anopheles ■ Culex ■ Culiseta ■ Other
FC-093 LIGHT	Larimer	Lopez Elementary School				
	08/04/2016	Aedes vexans	2	3 %		
	08/04/2016	Culex pipiens	18	31 %		

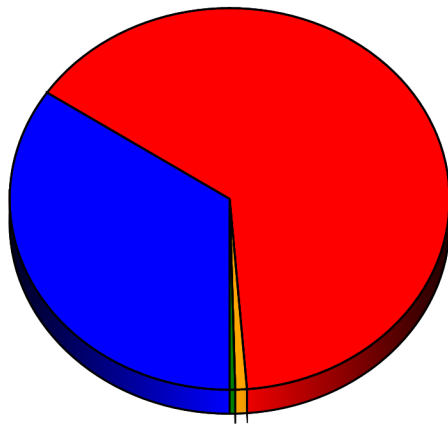


Trap #	Date	Species	Count	Percent
	08/04/2016	Culex tarsalis	38	66 %
		Trap Total	58	



- Aedes-OC
- Anopheles
- Culex
- Culiseta
- Other

Grand Total **4,223**



- Aedes-OC
- Anopheles
- Culex
- Culiseta
- Other

TOTAL	%
1,453	34 %
0	0 %
2,717	64 %
36	1 %
17	0 %