



Trap #	Date	Species	Count	Percent
FC-001	LIGHT	Larimer	Magic Carpet	
		07/28/2016	Culex tarsalis	9 100 %
		Trap Total		9
<ul style="list-style-type: none"> ■ Aedes-Oc ■ Anopheles ■ Culex ■ Culiseta ■ Other 				
FC-004	LIGHT	Larimer	Bighorn Drive	
		07/26/2016	Aedes vexans	4 10 %
		07/26/2016	Culex pipiens	1 2 %
		07/26/2016	Culex tarsalis	35 88 %
		Trap Total		40
<ul style="list-style-type: none"> ■ Aedes-Oc ■ Anopheles ■ Culex ■ Culiseta ■ Other 				
FC-006	LIGHT	Larimer	North Linden	
		07/25/2016	Trap malfunction	0 0 %
		07/26/2016	Aedes vexans	29 21 %
		07/26/2016	Coquillettidia perturban	1 1 %
		07/26/2016	Culex pipiens	17 12 %
		07/26/2016	Culex tarsalis	89 65 %
		Trap Total		136
<ul style="list-style-type: none"> ■ Aedes-Oc ■ Anopheles ■ Culex ■ Culiseta ■ Other 				
FC-011	LIGHT	Larimer	Golden Currant	
		07/27/2016	Aedes (Oc.) dorsalis	2 3 %
		07/27/2016	Aedes vexans	18 25 %
		07/27/2016	Culex pipiens	44 60 %
		07/27/2016	Culex tarsalis	8 11 %
		07/27/2016	Culiseta inornata	1 1 %
Trap Total		73		
<ul style="list-style-type: none"> ■ Aedes-Oc ■ Anopheles ■ Culex ■ Culiseta ■ Other 				
FC-014	LIGHT	Larimer	Fort Collins Vistors Center	
		07/25/2016	Aedes vexans	7 35 %
		07/25/2016	Culex pipiens	4 20 %
		07/25/2016	Culex tarsalis	9 45 %

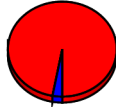
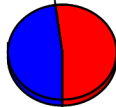
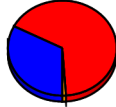
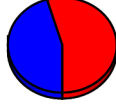


Trap #	Date	Species	Count	Percent	
Trap Total			20		<ul style="list-style-type: none"> ■ Aedes-Oc ■ Anopheles ■ Culex ■ Culiseta ■ Other
FC-015	LIGHT	Larimer	Stuart and Dorset		
	07/27/2016	Culex tarsalis	2	100 %	
Trap Total			2		<ul style="list-style-type: none"> ■ Aedes-Oc ■ Anopheles ■ Culex ■ Culiseta ■ Other
FC-019	LIGHT	Larimer	Edora Park		
	07/25/2016	Aedes vexans	24	51 %	
	07/25/2016	Culex pipiens	3	6 %	
	07/25/2016	Culex tarsalis	17	36 %	
	07/25/2016	Culiseta inornata	3	6 %	
Trap Total			47		<ul style="list-style-type: none"> ■ Aedes-Oc ■ Anopheles ■ Culex ■ Culiseta ■ Other
FC-023	LIGHT	Larimer	Boltz		
	07/26/2016	Operational but empty	0	0 % EBO	
Trap Total			0		<ul style="list-style-type: none"> ■ Aedes-Oc ■ Anopheles ■ Culex ■ Culiseta ■ Other
FC-027	LIGHT	Larimer	San Luis		
	07/26/2016	Aedes vexans	21	19 %	
	07/26/2016	Coquillettidia perturban	1	1 %	
	07/26/2016	Culex pipiens	8	7 %	
	07/26/2016	Culex tarsalis	78	72 %	
Trap Total			108		<ul style="list-style-type: none"> ■ Aedes-Oc ■ Anopheles ■ Culex ■ Culiseta ■ Other
FC-029	LIGHT	Larimer	Bens Park		
	07/28/2016	Aedes vexans	18	14 %	
	07/28/2016	Culex pipiens	8	6 %	
	07/28/2016	Culex tarsalis	100	79 %	

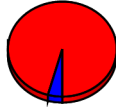


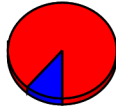
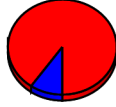


Trap #	Date	Species	Count	Percent	
Trap Total			126		<ul style="list-style-type: none"> ■ Aedes-Oc ■ Anopheles ■ Culex ■ Culiseta ■ Other
FC-029g GRAVID	Larimer	Bens Park			
	07/28/2016	Culex pipiens	76	97 %	<ul style="list-style-type: none"> ■ Aedes-Oc ■ Anopheles ■ Culex ■ Culiseta ■ Other
	07/28/2016	Culex tarsalis	2	3 %	
Trap Total			78		
FC-031 LIGHT	Larimer	Willow Springs			
	07/26/2016	Aedes vexans	5	5 %	<ul style="list-style-type: none"> ■ Aedes-Oc ■ Anopheles ■ Culex ■ Culiseta ■ Other
	07/26/2016	Culex pipiens	12	12 %	
	07/26/2016	Culex tarsalis	79	79 %	
	07/26/2016	Culiseta inornata	4	4 %	
Trap Total			100		
FC-034 LIGHT	Larimer	Country Club			
	07/25/2016	Aedes (Oc.) dorsalis	5	2 %	<ul style="list-style-type: none"> ■ Aedes-Oc ■ Anopheles ■ Culex ■ Culiseta ■ Other
	07/25/2016	Aedes (Oc.) melanimon	2	1 %	
	07/25/2016	Aedes vexans	171	80 %	
	07/25/2016	Culex tarsalis	35	16 %	
Trap Total			213		
FC-036 LIGHT	Larimer	Hemlock			
	07/25/2016	Aedes vexans	178	52 %	<ul style="list-style-type: none"> ■ Aedes-Oc ■ Anopheles ■ Culex ■ Culiseta ■ Other
	07/25/2016	Culex pipiens	74	22 %	
	07/25/2016	Culex tarsalis	82	24 %	
	07/25/2016	Culiseta inornata	8	2 %	
Trap Total			342		



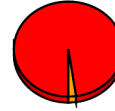
Trap #	Date	Species	Count	Percent
FC-037 LIGHT	Larimer	Chelsea Ridge		
	07/28/2016	Aedes (Oc.) trivittatus	1	1 %
	07/28/2016	Aedes vexans	2	2 %
	07/28/2016	Culex pipiens	2	2 %
	07/28/2016	Culex tarsalis	99	95 %
		Trap Total	104	
 <ul style="list-style-type: none"> ■ Aedes-Oc ■ Anopheles ■ Culex ■ Culiseta ■ Other 				
FC-038 LIGHT	Larimer	Lochside Lane		
	07/25/2016	Aedes (Oc.) dorsalis	1	1 %
	07/25/2016	Aedes (Oc.) melanimon	1	1 %
	07/25/2016	Aedes vexans	33	45 %
	07/25/2016	Culex pipiens	7	10 %
	07/25/2016	Culex tarsalis	31	42 %
		Trap Total	73	
 <ul style="list-style-type: none"> ■ Aedes-Oc ■ Anopheles ■ Culex ■ Culiseta ■ Other 				
FC-039 LIGHT	Larimer	Fossil Creek South (Greenstone)		
	07/26/2016	Aedes (Oc.) dorsalis	2	2 %
	07/26/2016	Aedes (Oc.) melanimon	1	1 %
	07/26/2016	Aedes vexans	27	29 %
	07/26/2016	Culex pipiens	3	3 %
	07/26/2016	Culex tarsalis	58	63 %
	07/26/2016	Culiseta inornata	1	1 %
		Trap Total	92	
 <ul style="list-style-type: none"> ■ Aedes-Oc ■ Anopheles ■ Culex ■ Culiseta ■ Other 				
FC-040 LIGHT	Larimer	Redwood		
	07/25/2016	Aedes vexans	90	45 %
	07/25/2016	Culex pipiens	50	25 %
	07/25/2016	Culex tarsalis	58	29 %
		Trap Total	198	
 <ul style="list-style-type: none"> ■ Aedes-Oc ■ Anopheles ■ Culex ■ Culiseta ■ Other 				
FC-040g GRAVID	Larimer	Redwood		
07/25/2016	Aedes vexans	2	4 %	




Trap #	Date	Species	Count	Percent	
	07/25/2016	Culex pipiens	45	96 %	
		Trap Total	47		 <ul style="list-style-type: none"> ■ Aedes-Oc ■ Anopheles ■ Culex ■ Culiseta ■ Other
FC-041	LIGHT	Larimer	Fishback		
	07/27/2016	Aedes vexans	12	14 %	
	07/27/2016	Culex pipiens	13	15 %	
	07/27/2016	Culex tarsalis	58	69 %	
	07/27/2016	Culiseta inornata	1	1 %	
		Trap Total	84		 <ul style="list-style-type: none"> ■ Aedes-Oc ■ Anopheles ■ Culex ■ Culiseta ■ Other
FC-046	LIGHT	Larimer	725 Westshore Court		
	07/26/2016	Aedes vexans	6	23 %	
	07/26/2016	Culex pipiens	1	4 %	
	07/26/2016	Culex tarsalis	19	73 %	
		Trap Total	26		 <ul style="list-style-type: none"> ■ Aedes-Oc ■ Anopheles ■ Culex ■ Culiseta ■ Other
FC-047	LIGHT	Larimer	Keenland & Twin Oak		
	07/26/2016	Aedes vexans	2	11 %	
	07/26/2016	Culex tarsalis	16	89 %	
		Trap Total	18		 <ul style="list-style-type: none"> ■ Aedes-Oc ■ Anopheles ■ Culex ■ Culiseta ■ Other
FC-049	LIGHT	Larimer	Casa Grande and Downing		
	07/27/2016	Aedes vexans	3	10 %	
	07/27/2016	Culex pipiens	15	48 %	
	07/27/2016	Culex tarsalis	13	42 %	
		Trap Total	31		 <ul style="list-style-type: none"> ■ Aedes-Oc ■ Anopheles ■ Culex ■ Culiseta ■ Other
FC-050	LIGHT	Larimer	Golden Meadows Ditch		
	07/26/2016	Culex pipiens	16	36 %	



Trap #	Date	Species	Count	Percent
	07/26/2016	Culex tarsalis	27	61 %
	07/26/2016	Culiseta inornata	1	2 %
Trap Total			44	



Trap #	Date	Species	Count	Percent
FC-052	LIGHT	Larimer	603 Gilgalad Way	
	07/27/2016	Aedes vexans	193	91 %
	07/27/2016	Culex pipiens	2	1 %
	07/27/2016	Culex tarsalis	16	8 %
	07/27/2016	Culiseta inornata	2	1 %
Trap Total			213	




Trap #	Date	Species	Count	Percent
FC-053	LIGHT	Larimer	Egret and Rookery	
	07/26/2016	Aedes vexans	30	21 %
	07/26/2016	Culex pipiens	4	3 %
	07/26/2016	Culex tarsalis	112	77 %
Trap Total			146	



Trap #	Date	Species	Count	Percent
FC-054	LIGHT	Larimer	737 Parliament Court	
	07/28/2016	Aedes vexans	4	13 %
	07/28/2016	Culex pipiens	2	7 %
	07/28/2016	Culex tarsalis	24	80 %
Trap Total			30	



Trap #	Date	Species	Count	Percent
FC-057	LIGHT	Larimer	Registry Ridge- End of Ranger Dr	
	07/28/2016	Culex tarsalis	1	100 %
Trap Total			1	



Trap #	Date	Species	Count	Percent
FC-058	LIGHT	Larimer	Spring Creek Trail @ Michener Dr	
	07/27/2016	Aedes vexans	9	75 %



Trap #	Date	Species	Count	Percent	
	07/27/2016	Culex pipiens	3	25 %	
		Trap Total	12		
					<ul style="list-style-type: none"> ■ Aedes-Oc ■ Anopheles ■ Culex ■ Culiseta ■ Other
FC-059	LIGHT	Larimer	Springwood and Lockwood		
	07/26/2016	Aedes vexans	12	46 %	
	07/26/2016	Culex pipiens	1	4 %	
	07/26/2016	Culex tarsalis	11	42 %	
	07/26/2016	Culiseta inornata	2	8 %	
		Trap Total	26		
					<ul style="list-style-type: none"> ■ Aedes-Oc ■ Anopheles ■ Culex ■ Culiseta ■ Other
FC-060	LIGHT	Larimer	808 Pondersosa		
	07/27/2016	Aedes vexans	5	31 %	
	07/27/2016	Culex pipiens	3	19 %	
	07/27/2016	Culex tarsalis	8	50 %	
		Trap Total	16		
					<ul style="list-style-type: none"> ■ Aedes-Oc ■ Anopheles ■ Culex ■ Culiseta ■ Other
FC-061	LIGHT	Larimer	Holley Environ. Plant Research Ctr		
	07/27/2016	Aedes vexans	28	34 %	
	07/27/2016	Culex pipiens	11	13 %	
	07/27/2016	Culex tarsalis	43	52 %	
	07/27/2016	Culiseta inornata	1	1 %	
		Trap Total	83		
					<ul style="list-style-type: none"> ■ Aedes-Oc ■ Anopheles ■ Culex ■ Culiseta ■ Other
FC-062	LIGHT	Larimer	Waters Edge at Blue Mesa		
	07/28/2016	Aedes vexans	5	29 %	
	07/28/2016	Culex pipiens	2	12 %	
	07/28/2016	Culex tarsalis	10	59 %	
		Trap Total	17		
					<ul style="list-style-type: none"> ■ Aedes-Oc ■ Anopheles ■ Culex ■ Culiseta ■ Other




Trap #	Date	Species	Count	Percent	
FC-063 LIGHT	Larimer	Red Fox Meadows FCNA			
	07/27/2016	Aedes vexans	10	91 %	<ul style="list-style-type: none"> ■ Aedes-Oc ■ Anopheles ■ Culex ■ Culiseta ■ Other
	07/27/2016	Culex tarsalis	1	9 %	
	Trap Total		11		
FC-063g GRAVID	Larimer	Red Fox Meadows FCNA			
	07/27/2016	Culex pipiens	165	100 %	<ul style="list-style-type: none"> ■ Aedes-Oc ■ Anopheles ■ Culex ■ Culiseta ■ Other
	Trap Total		165		
FC-064 LIGHT	Larimer	West Chase @ Kechter Farm			
	07/26/2016	Aedes (Oc.) melanimon	1	1 %	<ul style="list-style-type: none"> ■ Aedes-Oc ■ Anopheles ■ Culex ■ Culiseta ■ Other
	07/26/2016	Aedes vexans	37	33 %	
	07/26/2016	Culex pipiens	10	9 %	
	07/26/2016	Culex tarsalis	64	57 %	
Trap Total		112			
FC-066 LIGHT	Larimer	Prospect Ponds @ Drake Water			
	07/25/2016	Aedes (Oc.) dorsalis	2	1 %	<ul style="list-style-type: none"> ■ Aedes-Oc ■ Anopheles ■ Culex ■ Culiseta ■ Other
	07/25/2016	Aedes vexans	154	39 %	
	07/25/2016	Coquillettidia perturban	143	37 %	
	07/25/2016	Culex pipiens	46	12 %	
	07/25/2016	Culex tarsalis	45	12 %	
	07/25/2016	Culiseta inornata	1	0 %	
Trap Total		391			
FC-066g GRAVID	Larimer	Prospect Ponds @ Drake Water			
	07/25/2016	Culex pipiens	38	100 %	<ul style="list-style-type: none"> ■ Aedes-Oc ■ Anopheles ■ Culex ■ Culiseta ■ Other
	Trap Total		38		




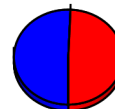
Trap #	Date	Species	Count	Percent
FC-067	LIGHT	Larimer	Poudre River Drive at bike trail	
	07/25/2016	Aedes (Oc.) dorsalis	8	1 %
	07/25/2016	Aedes (Oc.) increpitus	6	1 %
	07/25/2016	Aedes (Oc.) melanimon	10	2 %
	07/25/2016	Aedes vexans	393	73 %
	07/25/2016	Coquillettidia perturban	33	6 %
	07/25/2016	Culex pipiens	4	1 %
	07/25/2016	Culex tarsalis	85	16 %
		Trap Total	539	




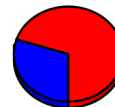
FC-068	LIGHT	Larimer	502 Crest Drive	
	07/28/2016	Operational but empty	0	0 % EBO
		Trap Total	0	



FC-069	LIGHT	Larimer	Linden Lake Rd	
	07/25/2016	Trap malfunction	0	0 %
	07/26/2016	Trap malfunction	0	0 % Reset on 7/26/2016
	07/27/2016	Aedes (Oc.) melanimon	2	3 %
	07/27/2016	Aedes vexans	36	48 %
	07/27/2016	Culex pipiens	5	7 %
	07/27/2016	Culex tarsalis	32	43 %
		Trap Total	75	



FC-071	LIGHT	Larimer	Silvergate Road	
	07/28/2016	Aedes vexans	3	30 %
	07/28/2016	Culex pipiens	3	30 %
	07/28/2016	Culex tarsalis	4	40 %
		Trap Total	10	




FC-072	LIGHT	Larimer	422 Lake Drive Alley	
	07/25/2016	Aedes vexans	26	47 %
	07/25/2016	Culex tarsalis	29	53 %



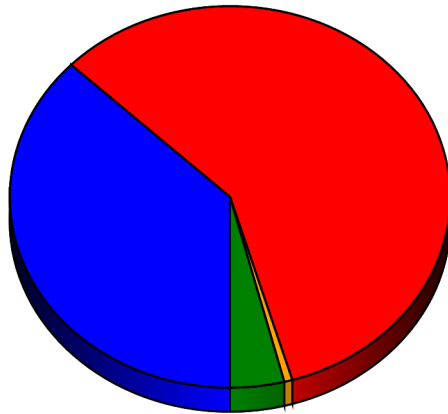
Trap #	Date	Species	Count	Percent
Trap Total			55	
<ul style="list-style-type: none"> ■ Aedes-Oc ■ Anopheles ■ Culex ■ Culiseta ■ Other 				
FC-073	LIGHT	Larimer	118 Grant	
	07/27/2016	Trap malfunction	0	0 % Reset on 7/27/2016
	07/28/2016	Aedes vexans	4	10 %
	07/28/2016	Culex pipiens	11	27 %
	07/28/2016	Culex tarsalis	25	61 %
	07/28/2016	<u>Culiseta inornata</u>	<u>1</u>	<u>2 %</u>
Trap Total			41	
<ul style="list-style-type: none"> ■ Aedes-Oc ■ Anopheles ■ Culex ■ Culiseta ■ Other 				
FC-074	LIGHT	Larimer	Rockcreek	
	07/26/2016	Aedes (Oc.) dorsalis	3	23 %
	07/26/2016	Aedes vexans	6	46 %
	07/26/2016	Culex tarsalis	4	31 %
Trap Total			13	
<ul style="list-style-type: none"> ■ Aedes-Oc ■ Anopheles ■ Culex ■ Culiseta ■ Other 				
FC-075	LIGHT	Larimer	North Sage Creek	
	07/26/2016	Aedes vexans	3	3 %
	07/26/2016	Culex pipiens	7	6 %
	07/26/2016	Culex tarsalis	98	90 %
	07/26/2016	<u>Culiseta inornata</u>	<u>1</u>	<u>1 %</u>
Trap Total			109	
<ul style="list-style-type: none"> ■ Aedes-Oc ■ Anopheles ■ Culex ■ Culiseta ■ Other 				
FC-075g	GRAVID	Larimer	North Sage Creek Gravid	
	07/26/2016	Culex pipiens	76	100 %
Trap Total			76	
<ul style="list-style-type: none"> ■ Aedes-Oc ■ Anopheles ■ Culex ■ Culiseta ■ Other 				
FC-088g	GRAVID	Larimer	English Ranch Park	
	07/26/2016	Aedes vexans	3	5 %



Trap #	Date	Species	Count	Percent	
	07/26/2016	Culex pipiens	59	95 %	
		Trap Total	62		 <ul style="list-style-type: none"> ■ Aedes-Oc ■ Anopheles ■ Culex ■ Culiseta ■ Other
FC-089g GRAVID	Larimer	Kunz Ct and Brook Dr			
	07/28/2016	Culex pipiens	62	100 %	
		Trap Total	62		 <ul style="list-style-type: none"> ■ Aedes-Oc ■ Anopheles ■ Culex ■ Culiseta ■ Other
FC-090g GRAVID	Larimer	Mountain Grandview Cemetery			
	07/27/2016	Culex pipiens	55	100 %	
		Trap Total	55		 <ul style="list-style-type: none"> ■ Aedes-Oc ■ Anopheles ■ Culex ■ Culiseta ■ Other
FC-091g GRAVID	Larimer	PVH			
	07/25/2016	Culex pipiens	9	100 %	
		Trap Total	9		 <ul style="list-style-type: none"> ■ Aedes-Oc ■ Anopheles ■ Culex ■ Culiseta ■ Other
FC-092g GRAVID	Larimer	Udall Natural Area			
	07/25/2016	Culex pipiens	63	100 %	
		Trap Total	63		 <ul style="list-style-type: none"> ■ Aedes-Oc ■ Anopheles ■ Culex ■ Culiseta ■ Other
FC-093 LIGHT	Larimer	Lopez Elementary School			
	07/28/2016	Aedes vexans	8	17 %	
	07/28/2016	Culex pipiens	11	24 %	
	07/28/2016	Culex tarsalis	27	59 %	
		Trap Total	46		 <ul style="list-style-type: none"> ■ Aedes-Oc ■ Anopheles ■ Culex ■ Culiseta ■ Other
Grand Total			4,487		



Trap #	Date	Species	Count	Percent
--------	------	---------	-------	---------



Aedes-OC
Anopheles
Culex
Culiseta
Other

TOTAL	%
1,668	37 %
0	0 %
2,614	58 %
27	1 %
178	4 %