





Trap #	Date	Species	Count	Percent
FC-001 LIGHT	Larimer	Magic Carpet		
	07/21/2016	Aedes vexans	2	13 %
	07/21/2016	Culex pipiens	4	27 %
	07/21/2016	Culex tarsalis	9	60 %
		Trap Total	15	



FC-004 LIGHT	Larimer	Bighorn Drive		
	07/19/2016	Aedes (Oc.) dorsalis	1	3 %
	07/19/2016	Aedes vexans	5	17 %
	07/19/2016	Culex pipiens	1	3 %
	07/19/2016	Culex tarsalis	22	76 %
	Trap Total	29		



FC-006 LIGHT	Larimer	North Linden		
	07/18/2016	Aedes vexans	66	50 %
	07/18/2016	Culex pipiens	32	24 %
	07/18/2016	Culex tarsalis	33	25 %
	07/18/2016	Culiseta inornata	2	2 %
	Trap Total	133		



FC-011 LIGHT	Larimer	Golden Currant		
	07/20/2016	Aedes vexans	41	75 %
	07/20/2016	Culex pipiens	11	20 %
	07/20/2016	Culex tarsalis	2	4 %
	07/20/2016	Culiseta inornata	1	2 %
	Trap Total	55		



FC-014 LIGHT	Larimer	Fort Collins Vistors Center		
	07/18/2016	Aedes (Oc.) dorsalis	4	5 %
	07/18/2016	Aedes vexans	40	53 %
	07/18/2016	Culex pipiens	3	4 %
	07/18/2016	Culex tarsalis	26	34 %



Trap #	Date	Species	Count	Percent	
	07/18/2016	Culiseta inornata	3	4 %	
		Trap Total	76		
FC-015	LIGHT	Larimer	Stuart and Dorset		
	07/20/2016	Aedes vexans	5	62 %	
	07/20/2016	Culex pipiens	1	12 %	
	07/20/2016	Culex tarsalis	2	25 %	
		Trap Total	8		
FC-019	LIGHT	Larimer	Edora Park		
	07/18/2016	Aedes (Oc.) dorsalis	9	5 %	
	07/18/2016	Aedes vexans	99	53 %	
	07/18/2016	Coquillettidia perturban	28	15 %	
	07/18/2016	Culex pipiens	15	8 %	
	07/18/2016	Culex tarsalis	33	18 %	
	07/18/2016	Culiseta inornata	3	2 %	
		Trap Total	187		
FC-023	LIGHT	Larimer	Boltz		
	07/19/2016	Aedes vexans	6	38 %	
	07/19/2016	Culex tarsalis	10	62 %	
		Trap Total	16		
FC-027	LIGHT	Larimer	San Luis		
	07/19/2016	Aedes vexans	9	16 %	
	07/19/2016	Coquillettidia perturban	3	5 %	
	07/19/2016	Culex pipiens	18	32 %	
	07/19/2016	Culex tarsalis	27	47 %	
		Trap Total	57		



Trap #	Date	Species	Count	Percent
FC-029 LIGHT	Larimer	Bens Park		
	07/21/2016	Aedes vexans	11	28 %
	07/21/2016	Coquillettidia perturban	1	3 %
	07/21/2016	Culex pipiens	1	3 %
	07/21/2016	Culex tarsalis	26	67 %
		Trap Total	39	
				<ul style="list-style-type: none"> ■ Aedes-Oc ■ Anopheles ■ Culex ■ Culiseta ■ Other
FC-029g GRAVID	Larimer	Bens Park		
	07/21/2016	Culex pipiens	105	100 %
		Trap Total	105	
				<ul style="list-style-type: none"> ■ Aedes-Oc ■ Anopheles ■ Culex ■ Culiseta ■ Other
FC-031 LIGHT	Larimer	Willow Springs		
	07/19/2016	Aedes vexans	3	30 %
	07/19/2016	Culex pipiens	1	10 %
	07/19/2016	Culex tarsalis	6	60 %
		Trap Total	10	
				<ul style="list-style-type: none"> ■ Aedes-Oc ■ Anopheles ■ Culex ■ Culiseta ■ Other
FC-034 LIGHT	Larimer	Country Club		
	07/18/2016	Aedes (Oc.) melanimon	3	2 %
	07/18/2016	Aedes vexans	85	62 %
	07/18/2016	Coquillettidia perturban	1	1 %
	07/18/2016	Culex tarsalis	49	36 %
		Trap Total	138	
				<ul style="list-style-type: none"> ■ Aedes-Oc ■ Anopheles ■ Culex ■ Culiseta ■ Other
FC-036 LIGHT	Larimer	Hemlock		
	07/18/2016	Aedes (Oc.) increpitus	9	2 %
	07/18/2016	Aedes (Oc.) melanimon	2	0 %
	07/18/2016	Aedes vexans	179	32 %
	07/18/2016	Coquillettidia perturban	9	2 %
	07/18/2016	Culex pipiens	74	13 %
	07/18/2016	Culex tarsalis	271	48 %


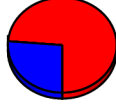

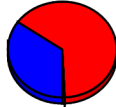



Trap #	Date	Species	Count	Percent
	07/18/2016	Culiseta inornata	19	3 %
		Trap Total	563	
				<ul style="list-style-type: none"> ■ Aedes-Oc ■ Anopheles ■ Culex ■ Culiseta ■ Other
FC-037	LIGHT	Larimer	Chelsea Ridge	
	07/21/2016	Aedes (Oc.) trivittatus	1	1 %
	07/21/2016	Aedes vexans	10	11 %
	07/21/2016	Culex tarsalis	81	87 %
	07/21/2016	Culiseta inornata	1	1 %
		Trap Total	93	
				<ul style="list-style-type: none"> ■ Aedes-Oc ■ Anopheles ■ Culex ■ Culiseta ■ Other
FC-038	LIGHT	Larimer	Lochside Lane	
	07/18/2016	Aedes (Oc.) dorsalis	29	16 %
	07/18/2016	Aedes vexans	119	67 %
	07/18/2016	Coquillettidia perturbans	1	1 %
	07/18/2016	Culex pipiens	2	1 %
	07/18/2016	Culex tarsalis	20	11 %
	07/18/2016	Culiseta inornata	6	3 %
		Trap Total	177	
				<ul style="list-style-type: none"> ■ Aedes-Oc ■ Anopheles ■ Culex ■ Culiseta ■ Other
FC-039	LIGHT	Larimer	Fossil Creek South (Greenstone)	
	07/19/2016	Aedes (Oc.) dorsalis	4	8 %
	07/19/2016	Aedes vexans	33	65 %
	07/19/2016	Culex tarsalis	14	27 %
		Trap Total	51	
				<ul style="list-style-type: none"> ■ Aedes-Oc ■ Anopheles ■ Culex ■ Culiseta ■ Other
FC-040	LIGHT	Larimer	Redwood	
	07/18/2016	Aedes (Oc.) dorsalis	20	8 %
	07/18/2016	Aedes (Oc.) melanimon	4	2 %
	07/18/2016	Aedes vexans	101	41 %
	07/18/2016	Culex pipiens	38	15 %
	07/18/2016	Culex tarsalis	85	34 %
	07/18/2016	Culiseta inornata	1	0 %



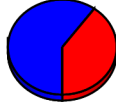
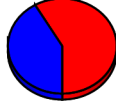


Trap #	Date	Species	Count	Percent	
Trap Total			249		<ul style="list-style-type: none"> ■ Aedes-Oc ■ Anopheles ■ Culex ■ Culiseta ■ Other
FC-040g GRAVID	Larimer	Redwood			
	07/18/2016	Aedes vexans	3	2 %	
	07/18/2016	Culex pipiens	150	97 %	
	07/18/2016	Culex tarsalis	1	1 %	
		Trap Total	154		<ul style="list-style-type: none"> ■ Aedes-Oc ■ Anopheles ■ Culex ■ Culiseta ■ Other
FC-041 LIGHT	Larimer	Fishback			
	07/20/2016	Aedes vexans	37	80 %	
	07/20/2016	Culex pipiens	2	4 %	
	07/20/2016	Culex tarsalis	7	15 %	
		Trap Total	46		<ul style="list-style-type: none"> ■ Aedes-Oc ■ Anopheles ■ Culex ■ Culiseta ■ Other
FC-046 LIGHT	Larimer	725 Westshore Court			
	07/19/2016	Aedes vexans	28	78 %	
	07/19/2016	Culex pipiens	4	11 %	
	07/19/2016	Culex tarsalis	4	11 %	
		Trap Total	36		<ul style="list-style-type: none"> ■ Aedes-Oc ■ Anopheles ■ Culex ■ Culiseta ■ Other
FC-047 LIGHT	Larimer	Keenland & Twin Oak			
	07/19/2016	Aedes vexans	2	17 %	
	07/19/2016	Culex tarsalis	9	75 %	
	07/19/2016	Culiseta inornata	1	8 %	
		Trap Total	12		<ul style="list-style-type: none"> ■ Aedes-Oc ■ Anopheles ■ Culex ■ Culiseta ■ Other
FC-049 LIGHT	Larimer	Casa Grande and Downing			
	07/20/2016	Aedes vexans	3	14 %	
	07/20/2016	Culex pipiens	14	64 %	







Trap #	Date	Species	Count	Percent	
	07/20/2016	Culex tarsalis	5	23 %	
		Trap Total	22		 <ul style="list-style-type: none"> ■ Aedes-Oc ■ Anopheles ■ Culex ■ Culiseta ■ Other
FC-050	LIGHT	Larimer	Golden Meadows Ditch		
	07/19/2016	Aedes vexans	5	26 %	
	07/19/2016	Culex pipiens	7	37 %	
	07/19/2016	Culex tarsalis	7	37 %	
		Trap Total	19		 <ul style="list-style-type: none"> ■ Aedes-Oc ■ Anopheles ■ Culex ■ Culiseta ■ Other
FC-052	LIGHT	Larimer	603 Gilgalad Way		
	07/20/2016	Aedes vexans	152	96 %	
	07/20/2016	Culex tarsalis	6	4 %	
		Trap Total	158		 <ul style="list-style-type: none"> ■ Aedes-Oc ■ Anopheles ■ Culex ■ Culiseta ■ Other
FC-053	LIGHT	Larimer	Egret and Rookery		
	07/19/2016	Aedes vexans	49	35 %	
	07/19/2016	Coquillettidia perturban	1	1 %	
	07/19/2016	Culex pipiens	1	1 %	
	07/19/2016	Culex tarsalis	90	64 %	
		Trap Total	141		 <ul style="list-style-type: none"> ■ Aedes-Oc ■ Anopheles ■ Culex ■ Culiseta ■ Other
FC-054	LIGHT	Larimer	737 Parliament Court		
	07/21/2016	Aedes vexans	21	27 %	
	07/21/2016	Culex pipiens	3	4 %	
	07/21/2016	Culex tarsalis	52	67 %	
	07/21/2016	Culiseta inornata	2	3 %	
		Trap Total	78		 <ul style="list-style-type: none"> ■ Aedes-Oc ■ Anopheles ■ Culex ■ Culiseta ■ Other







Trap #	Date	Species	Count	Percent			
FC-057	LIGHT	Larimer	Registry Ridge- End of Ranger Dr			 <ul style="list-style-type: none"> ■ Aedes-Oc ■ Anopheles ■ Culex ■ Culiseta ■ Other 	
			07/21/2016	Culex tarsalis	2		100 %
			Trap Total		2		
FC-058	LIGHT	Larimer	Spring Creek Trail @ Michener Dr			 <ul style="list-style-type: none"> ■ Aedes-Oc ■ Anopheles ■ Culex ■ Culiseta ■ Other 	
			07/20/2016	Aedes vexans	8		73 %
			07/20/2016	Coquillettidia perturban	1		9 %
			07/20/2016	Culex tarsalis	2		18 %
			Trap Total		11		
FC-059	LIGHT	Larimer	Springwood and Lockwood			 <ul style="list-style-type: none"> ■ Aedes-Oc ■ Anopheles ■ Culex ■ Culiseta ■ Other 	
			07/19/2016	Aedes vexans	6		60 %
			07/19/2016	Culex pipiens	2		20 %
			07/19/2016	Culex tarsalis	2		20 %
			Trap Total		10		
FC-060	LIGHT	Larimer	808 Pondersosa			 <ul style="list-style-type: none"> ■ Aedes-Oc ■ Anopheles ■ Culex ■ Culiseta ■ Other 	
			07/20/2016	Aedes (Oc.) dorsalis	1		8 %
			07/20/2016	Aedes vexans	4		33 %
			07/20/2016	Culex pipiens	3		25 %
			07/20/2016	Culex tarsalis	4		33 %
			Trap Total		12		
FC-061	LIGHT	Larimer	Holley Environ. Plant Research Ctr			 <ul style="list-style-type: none"> ■ Aedes-Oc ■ Anopheles ■ Culex ■ Culiseta ■ Other 	
			07/20/2016	Aedes vexans	65		79 %
			07/20/2016	Culex pipiens	4		5 %
			07/20/2016	Culex tarsalis	11		13 %
			07/20/2016	Culiseta inornata	2		2 %
			Trap Total		82		



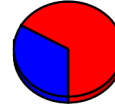
Trap #	Date	Species	Count	Percent			
FC-062	LIGHT	Larimer	Waters Edge at Blue Mesa				
			07/21/2016	Operational but empty	0	0 %	
			Trap Total		0		
					<ul style="list-style-type: none"> ■ Aedes-Oc ■ Anopheles ■ Culex ■ Culiseta ■ Other 		
FC-063	LIGHT	Larimer	Red Fox Meadows FCNA				
			07/20/2016	Aedes vexans	25	96 %	
			07/20/2016	Culex tarsalis	1	4 %	
		Trap Total	26				
					 <ul style="list-style-type: none"> ■ Aedes-Oc ■ Anopheles ■ Culex ■ Culiseta ■ Other 		
FC-063g	GRAVID	Larimer	Red Fox Meadows FCNA				
			07/20/2016	Culex pipiens	34	100 %	
			Trap Total		34		
					 <ul style="list-style-type: none"> ■ Aedes-Oc ■ Anopheles ■ Culex ■ Culiseta ■ Other 		
FC-064	LIGHT	Larimer	West Chase @ Kechter Farm				
			07/19/2016	Aedes vexans	5	21 %	
			07/19/2016	Culex pipiens	2	8 %	
			07/19/2016	Culex tarsalis	17	71 %	
		Trap Total	24				
					 <ul style="list-style-type: none"> ■ Aedes-Oc ■ Anopheles ■ Culex ■ Culiseta ■ Other 		
FC-066	LIGHT	Larimer	Prospect Ponds @ Drake Water				
			07/18/2016	Aedes (Oc.) dorsalis	20	4 %	
			07/18/2016	Aedes vexans	152	29 %	
			07/18/2016	Anopheles earlei	1	0 %	
			07/18/2016	Coquillettidia perturban	213	41 %	
			07/18/2016	Culex pipiens	21	4 %	
			07/18/2016	Culex tarsalis	116	22 %	
		Trap Total	523				
					 <ul style="list-style-type: none"> ■ Aedes-Oc ■ Anopheles ■ Culex ■ Culiseta ■ Other 		



Trap #	Date	Species	Count	Percent
FC-066g GRAVID	Larimer	Prospect Ponds @ Drake Water		
	07/18/2016	Culex pipiens	11	92 %
	07/18/2016	Culex tarsalis	1	8 %
		Trap Total	12	
 <ul style="list-style-type: none"> ■ Aedes-Oc ■ Anopheles ■ Culex ■ Culiseta ■ Other 				
FC-067 LIGHT	Larimer	Poudre River Drive at bike trail		
	07/18/2016	Aedes (Oc.) dorsalis	3	0 %
	07/18/2016	Aedes (Oc.) increpitus	80	5 %
	07/18/2016	Aedes vexans	1,001	67 %
	07/18/2016	Coquillettidia perturban	264	18 %
	07/18/2016	Culex pipiens	15	1 %
	07/18/2016	Culex tarsalis	127	9 %
	07/18/2016	Culiseta inornata	2	0 %
	Trap Total	1,492		
 <ul style="list-style-type: none"> ■ Aedes-Oc ■ Anopheles ■ Culex ■ Culiseta ■ Other 				
FC-068 LIGHT	Larimer	502 Crest Drive		
	07/21/2016	Aedes vexans	11	52 %
	07/21/2016	Culex pipiens	1	5 %
	07/21/2016	Culex tarsalis	8	38 %
	07/21/2016	Culiseta inornata	1	5 %
	Trap Total	21		
 <ul style="list-style-type: none"> ■ Aedes-Oc ■ Anopheles ■ Culex ■ Culiseta ■ Other 				
FC-069 LIGHT	Larimer	Linden Lake Rd		
	07/18/2016	Aedes (Oc.) melanimon	5	4 %
	07/18/2016	Aedes vexans	103	79 %
	07/18/2016	Culex pipiens	2	2 %
	07/18/2016	Culex tarsalis	20	15 %
	Trap Total	130		
 <ul style="list-style-type: none"> ■ Aedes-Oc ■ Anopheles ■ Culex ■ Culiseta ■ Other 				
FC-071 LIGHT	Larimer	Silvergate Road		
	07/21/2016	Aedes vexans	1	33 %
	07/21/2016	Aedes vexans	1	33 %



Trap #	Date	Species	Count	Percent
	07/21/2016	Culex tarsalis	2	67 %
	07/21/2016	Culex tarsalis	2	67 %
Trap Total			6	



- Aedes-Oc
- Anopheles
- Culex
- Culiseta
- Other

FC-072	LIGHT	Larimer	422 Lake Drive Alley
	07/18/2016	Aedes vexans	21 29 %
	07/18/2016	Coquillettidia perturban	1 1 %
	07/18/2016	Culex pipiens	23 32 %
	07/18/2016	Culex tarsalis	28 38 %
Trap Total			73



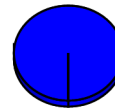
- Aedes-Oc
- Anopheles
- Culex
- Culiseta
- Other

FC-073	LIGHT	Larimer	118 Grant
	07/20/2016	Aedes vexans	5 45 %
	07/20/2016	Culex tarsalis	5 45 %
	07/20/2016	Culiseta inornata	1 9 %
Trap Total			11



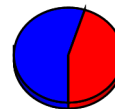
- Aedes-Oc
- Anopheles
- Culex
- Culiseta
- Other

FC-074	LIGHT	Larimer	Rockcreek
	07/19/2016	Aedes (Oc.) increpitus	1 25 %
	07/19/2016	Aedes vexans	3 75 %
Trap Total			4



- Aedes-Oc
- Anopheles
- Culex
- Culiseta
- Other

FC-075	LIGHT	Larimer	North Sage Creek
	07/19/2016	Aedes vexans	28 55 %
	07/19/2016	Culex pipiens	3 6 %
	07/19/2016	Culex tarsalis	20 39 %
Trap Total			51



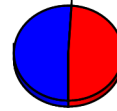
- Aedes-Oc
- Anopheles
- Culex
- Culiseta
- Other



Trap #	Date	Species	Count	Percent		
FC-075g GRAVID	Larimer	North Sage Creek Gravid				
		07/19/2016	Culex pipiens	24	100 %	<ul style="list-style-type: none"> ■ Aedes-Oc ■ Anopheles ■ Culex ■ Culiseta ■ Other
		Trap Total		24		
FC-088g GRAVID	Larimer	English Ranch Park				
		07/19/2016	Culex pipiens	41	100 %	<ul style="list-style-type: none"> ■ Aedes-Oc ■ Anopheles ■ Culex ■ Culiseta ■ Other
		Trap Total		41		
FC-089g GRAVID	Larimer	Kunz Ct and Brook Dr				
		07/21/2016	Culex pipiens	454	100 %	<ul style="list-style-type: none"> ■ Aedes-Oc ■ Anopheles ■ Culex ■ Culiseta ■ Other
		Trap Total		454		
FC-090g GRAVID	Larimer	Mountain Grandview Cemetery				
		07/20/2016	Culex pipiens	12	100 %	<ul style="list-style-type: none"> ■ Aedes-Oc ■ Anopheles ■ Culex ■ Culiseta ■ Other
		Trap Total		12		
FC-091g GRAVID	Larimer	PVH				
		07/18/2016	Culex pipiens	12	100 %	<ul style="list-style-type: none"> ■ Aedes-Oc ■ Anopheles ■ Culex ■ Culiseta ■ Other
		Trap Total		12		
FC-092g GRAVID	Larimer	Udall Natural Area				
		07/18/2016	Culex pipiens	29	100 %	<ul style="list-style-type: none"> ■ Aedes-Oc ■ Anopheles ■ Culex ■ Culiseta ■ Other
		Trap Total		29		
FC-093 LIGHT	Larimer	Lopez Elementary School				
		07/21/2016	Aedes vexans	27	51 %	<ul style="list-style-type: none"> ■ Aedes-Oc ■ Anopheles ■ Culex ■ Culiseta ■ Other
		07/21/2016	Culex pipiens	6	11 %	

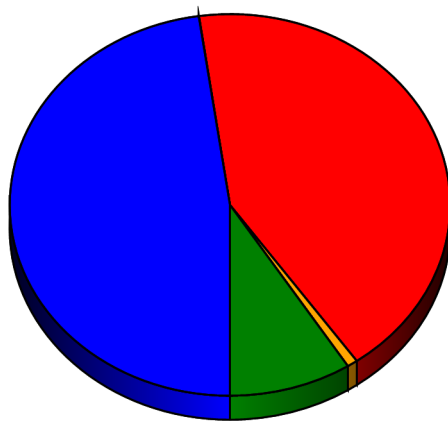


Trap #	Date	Species	Count	Percent
	07/21/2016	Culex tarsalis	20	38 %
Trap Total			53	



- Aedes-OC
- Anopheles
- Culex
- Culiseta
- Other

Grand Total **5,816**



- Aedes-OC
- Anopheles
- Culex
- Culiseta
- Other

TOTAL	%
2,776	48 %
1	0 %
2,471	42 %
45	1 %
523	9 %