





Trap #	Date	Species	Count	Percent
<b>FC-004</b>	<b>LIGHT</b>	<b>Larimer</b>	<b>Bighorn Drive</b>	
	07/07/2016	Aedes (Oc.) dorsalis	1	2 %
	07/07/2016	Aedes vexans	11	17 %
	07/07/2016	Culex tarsalis	50	78 %
	07/07/2016	Culiseta inornata	2	3 %
		<b>Trap Total</b>	<b>64</b>	




<b>FC-006</b>	<b>LIGHT</b>	<b>Larimer</b>	<b>North Linden</b>	
	07/06/2016	Aedes vexans	12	48 %
	07/06/2016	Culex pipiens	5	20 %
	07/06/2016	Culex tarsalis	6	24 %
	07/06/2016	Culiseta inornata	2	8 %
		<b>Trap Total</b>	<b>25</b>	



<b>FC-011</b>	<b>LIGHT</b>	<b>Larimer</b>	<b>Golden Currant</b>	
	07/07/2016	Aedes (Oc.) dorsalis	3	6 %
	07/07/2016	Aedes vexans	25	50 %
	07/07/2016	Culex pipiens	13	26 %
	07/07/2016	Culex tarsalis	7	14 %
	07/07/2016	Culiseta inornata	2	4 %
		<b>Trap Total</b>	<b>50</b>	

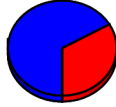



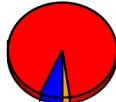


<b>FC-014</b>	<b>LIGHT</b>	<b>Larimer</b>	<b>Fort Collins Vistors Center</b>	
	07/06/2016	Aedes (Oc.) dorsalis	1	2 %
	07/06/2016	Aedes vexans	35	60 %
	07/06/2016	Coquillettidia perturban	3	5 %
	07/06/2016	Culex tarsalis	18	31 %
	07/06/2016	Culiseta inornata	1	2 %
		<b>Trap Total</b>	<b>58</b>	



<b>FC-015</b>	<b>LIGHT</b>	<b>Larimer</b>	<b>Stuart and Dorset</b>	
	07/07/2016	Aedes vexans	4	67 %



Trap #	Date	Species	Count	Percent	
	07/07/2016	Culex tarsalis	2	33 %	
		<b>Trap Total</b>	<b>6</b>		 <ul style="list-style-type: none"> <li><span style="color: blue;">■</span> Aedes-Oc</li> <li><span style="color: yellow;">■</span> Anopheles</li> <li><span style="color: red;">■</span> Culex</li> <li><span style="color: orange;">■</span> Culiseta</li> <li><span style="color: green;">■</span> Other</li> </ul>
<b>FC-019</b>	<b>LIGHT</b>	<b>Larimer</b>	<b>Edora Park</b>		
	07/06/2016	Aedes vexans	17	50 %	
	07/06/2016	Coquillettidia perturban	9	26 %	
	07/06/2016	Culex tarsalis	3	9 %	
	07/06/2016	Culiseta inornata	5	15 %	
		<b>Trap Total</b>	<b>34</b>		 <ul style="list-style-type: none"> <li><span style="color: blue;">■</span> Aedes-Oc</li> <li><span style="color: yellow;">■</span> Anopheles</li> <li><span style="color: red;">■</span> Culex</li> <li><span style="color: orange;">■</span> Culiseta</li> <li><span style="color: green;">■</span> Other</li> </ul>
<b>FC-023</b>	<b>LIGHT</b>	<b>Larimer</b>	<b>Boltz</b>		
	07/07/2016	Culex pipiens	1	7 %	
	07/07/2016	Culex tarsalis	13	93 %	
		<b>Trap Total</b>	<b>14</b>		 <ul style="list-style-type: none"> <li><span style="color: blue;">■</span> Aedes-Oc</li> <li><span style="color: yellow;">■</span> Anopheles</li> <li><span style="color: red;">■</span> Culex</li> <li><span style="color: orange;">■</span> Culiseta</li> <li><span style="color: green;">■</span> Other</li> </ul>
<b>FC-027</b>	<b>LIGHT</b>	<b>Larimer</b>	<b>San Luis</b>		
	07/07/2016	Aedes vexans	17	42 %	
	07/07/2016	Coquillettidia perturban	1	2 %	
	07/07/2016	Culex pipiens	7	18 %	
	07/07/2016	Culex tarsalis	15	38 %	
		<b>Trap Total</b>	<b>40</b>		 <ul style="list-style-type: none"> <li><span style="color: blue;">■</span> Aedes-Oc</li> <li><span style="color: yellow;">■</span> Anopheles</li> <li><span style="color: red;">■</span> Culex</li> <li><span style="color: orange;">■</span> Culiseta</li> <li><span style="color: green;">■</span> Other</li> </ul>
<b>FC-031</b>	<b>LIGHT</b>	<b>Larimer</b>	<b>Willow Springs</b>		
	07/07/2016	Aedes vexans	3	7 %	
	07/07/2016	Culex tarsalis	41	91 %	
	07/07/2016	Culiseta inornata	1	2 %	
		<b>Trap Total</b>	<b>45</b>		 <ul style="list-style-type: none"> <li><span style="color: blue;">■</span> Aedes-Oc</li> <li><span style="color: yellow;">■</span> Anopheles</li> <li><span style="color: red;">■</span> Culex</li> <li><span style="color: orange;">■</span> Culiseta</li> <li><span style="color: green;">■</span> Other</li> </ul>




Trap #	Date	Species	Count	Percent
<b>FC-034</b>	<b>LIGHT</b>	<b>Larimer</b>	<b>Country Club</b>	
	07/06/2016	Aedes (Oc.) dorsalis	10	23 %
	07/06/2016	Aedes vexans	24	55 %
	07/06/2016	Coquillettidia perturban	1	2 %
	07/06/2016	Culex pipiens	1	2 %
	07/06/2016	Culex tarsalis	6	14 %
	07/06/2016	Culiseta inornata	2	5 %
		<b>Trap Total</b>	<b>44</b>	



<b>FC-036</b>	<b>LIGHT</b>	<b>Larimer</b>	<b>Hemlock</b>	
	07/06/2016	Aedes (Oc.) dorsalis	5	5 %
	07/06/2016	Aedes (Oc.) increpitus	7	7 %
	07/06/2016	Aedes (Oc.) melanimon	1	1 %
	07/06/2016	Aedes vexans	54	53 %
	07/06/2016	Anopheles spp	1	1 %
	07/06/2016	Coquillettidia perturban	2	2 %
	07/06/2016	Culex pipiens	12	12 %
	07/06/2016	Culex tarsalis	9	9 %
	07/06/2016	Culiseta inornata	10	10 %
		<b>Trap Total</b>	<b>101</b>	




<b>FC-038</b>	<b>LIGHT</b>	<b>Larimer</b>	<b>Lochside Lane</b>	
	07/06/2016	Aedes (Oc.) dorsalis	2	2 %
	07/06/2016	Aedes vexans	73	73 %
	07/06/2016	Culex pipiens	2	2 %
	07/06/2016	Culex tarsalis	19	19 %
	07/06/2016	Culiseta inornata	4	4 %
		<b>Trap Total</b>	<b>100</b>	



<b>FC-039</b>	<b>LIGHT</b>	<b>Larimer</b>	<b>Fossil Creek South (Greenstone)</b>	
	07/07/2016	Aedes (Oc.) dorsalis	18	10 %
	07/07/2016	Aedes (Oc.) melanimon	1	1 %
	07/07/2016	Aedes vexans	6	3 %
	07/07/2016	Culex pipiens	1	1 %





Trap #	Date	Species	Count	Percent
	07/07/2016	Culex spp	30	16 %
	07/07/2016	Culex tarsalis	115	62 %
	07/07/2016	Culiseta inornata	14	8 %
		<b>Trap Total</b>	<b>185</b>	



FC-040	LIGHT	Larimer	Redwood		
		07/06/2016	Aedes (Oc.) dorsalis	3	3 %
		07/06/2016	Aedes vexans	16	16 %
		07/06/2016	Culex pipiens	48	48 %
		07/06/2016	Culex tarsalis	34	34 %
			<b>Trap Total</b>	<b>101</b>	





FC-040g	GRAVID	Larimer	Redwood		
		07/06/2016	Culex pipiens	60	100 %
			<b>Trap Total</b>	<b>60</b>	



FC-041	LIGHT	Larimer	Fishback		
		07/07/2016	Aedes vexans	19	37 %
		07/07/2016	Culex pipiens	19	37 %
		07/07/2016	Culex tarsalis	10	19 %
		07/07/2016	Culiseta inornata	4	8 %
			<b>Trap Total</b>	<b>52</b>	

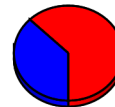


FC-046	LIGHT	Larimer	725 Westshore Court		
		07/07/2016	Culex pipiens	4	40 %
		07/07/2016	Culex tarsalis	6	60 %
			<b>Trap Total</b>	<b>10</b>	



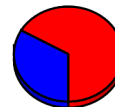


Trap #	Date	Species	Count	Percent
FC-047	LIGHT	Larimer Keenland & Twin Oak		
		07/07/2016	Aedes vexans	3 38 %
		07/07/2016	Culex tarsalis	5 62 %
		<b>Trap Total</b>		<b>8</b>



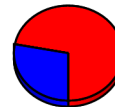
- Aedes-Oc
- Anopheles
- Culex
- Culiseta
- Other

FC-049	LIGHT	Larimer Casa Grande and Downing		
		07/07/2016	Aedes vexans	3 33 %
		07/07/2016	Culex pipiens	4 44 %
		07/07/2016	Culex tarsalis	2 22 %
<b>Trap Total</b>		<b>9</b>		



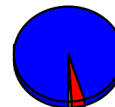
- Aedes-Oc
- Anopheles
- Culex
- Culiseta
- Other

FC-050	LIGHT	Larimer Golden Meadows Ditch		
		07/07/2016	Aedes vexans	14 28 %
		07/07/2016	Culex pipiens	14 28 %
		07/07/2016	Culex tarsalis	22 44 %
<b>Trap Total</b>		<b>50</b>		



- Aedes-Oc
- Anopheles
- Culex
- Culiseta
- Other

FC-052	LIGHT	Larimer 603 Gilgalad Way		
		07/07/2016	Aedes vexans	99 95 %
		07/07/2016	Culex pipiens	1 1 %
		07/07/2016	Culex tarsalis	3 3 %
		07/07/2016	Culiseta inornata	1 1 %
<b>Trap Total</b>		<b>104</b>		



- Aedes-Oc
- Anopheles
- Culex
- Culiseta
- Other

FC-053	LIGHT	Larimer Egret and Rookery		
		07/07/2016	Aedes vexans	15 9 %
		07/07/2016	Culex pipiens	16 10 %
		07/07/2016	Culex tarsalis	131 81 %
<b>Trap Total</b>		<b>162</b>		



- Aedes-Oc
- Anopheles
- Culex
- Culiseta
- Other




Trap #	Date	Species	Count	Percent
--------	------	---------	-------	---------


FC-058	LIGHT	Larimer	Spring Creek Trail @ Michener Dr		
	07/07/2016	Aedes (Oc.) increpitus	6	19 %	
	07/07/2016	Aedes vexans	18	56 %	
	07/07/2016	Culex pipiens	2	6 %	
	07/07/2016	Culex tarsalis	3	9 %	
	07/07/2016	Culiseta inornata	3	9 %	
		<b>Trap Total</b>	<b>32</b>		



FC-059	LIGHT	Larimer	Springwood and Lockwood		
	07/07/2016	Aedes (Oc.) increpitus	1	2 %	
	07/07/2016	Aedes vexans	33	55 %	
	07/07/2016	Culex pipiens	13	22 %	
	07/07/2016	Culex tarsalis	8	13 %	
	07/07/2016	Culiseta inornata	5	8 %	
		<b>Trap Total</b>	<b>60</b>		



FC-060	LIGHT	Larimer	808 Pondersosa		
	07/07/2016	Aedes (Oc.) trivittatus	1	7 %	
	07/07/2016	Aedes vexans	2	13 %	
	07/07/2016	Culex pipiens	10	67 %	
	07/07/2016	Culex tarsalis	1	7 %	
	07/07/2016	Culiseta inornata	1	7 %	
		<b>Trap Total</b>	<b>15</b>		



FC-061	LIGHT	Larimer	Holley Environ. Plant Research Ctr		
	07/07/2016	Aedes (Oc.) dorsalis	1	1 %	
	07/07/2016	Aedes (Oc.) increpitus	5	3 %	
	07/07/2016	Aedes vexans	123	82 %	
	07/07/2016	Coquillettidia perturban	2	1 %	
	07/07/2016	Culex pipiens	5	3 %	
	07/07/2016	Culex tarsalis	9	6 %	
	07/07/2016	Culiseta inornata	5	3 %	



Trap #	Date	Species	Count	Percent	
<b>Trap Total</b>			<b>150</b>		<ul style="list-style-type: none"> <li><span style="color: blue;">■</span> Aedes-Oc</li> <li><span style="color: yellow;">■</span> Anopheles</li> <li><span style="color: red;">■</span> Culex</li> <li><span style="color: orange;">■</span> Culiseta</li> <li><span style="color: green;">■</span> Other</li> </ul>
<b>FC-063</b>	<b>LIGHT</b>	<b>Larimer</b>	<b>Red Fox Meadows FCNA</b>		
	07/07/2016	Aedes (Oc.) dorsalis	1	1 %	
	07/07/2016	Aedes (Oc.) increpitus	1	1 %	
	07/07/2016	Aedes (Oc.) melanimon	2	3 %	
	07/07/2016	Aedes (Oc.) trivittatus	1	1 %	
	07/07/2016	Aedes vexans	68	92 %	
	07/07/2016	Culex pipiens	1	1 %	
		<b>Trap Total</b>	<b>74</b>		<ul style="list-style-type: none"> <li><span style="color: blue;">■</span> Aedes-Oc</li> <li><span style="color: yellow;">■</span> Anopheles</li> <li><span style="color: red;">■</span> Culex</li> <li><span style="color: orange;">■</span> Culiseta</li> <li><span style="color: green;">■</span> Other</li> </ul>
<b>FC-063g</b>	<b>GRAVID</b>	<b>Larimer</b>	<b>Red Fox Meadows FCNA</b>		
	07/07/2016	Aedes vexans	1	1 %	
	07/07/2016	Culex pipiens	150	99 %	
		<b>Trap Total</b>	<b>151</b>		<ul style="list-style-type: none"> <li><span style="color: blue;">■</span> Aedes-Oc</li> <li><span style="color: yellow;">■</span> Anopheles</li> <li><span style="color: red;">■</span> Culex</li> <li><span style="color: orange;">■</span> Culiseta</li> <li><span style="color: green;">■</span> Other</li> </ul>
<b>FC-064</b>	<b>LIGHT</b>	<b>Larimer</b>	<b>West Chase @ Kechter Farm</b>		
	07/07/2016	Aedes (Oc.) dorsalis	3	2 %	
	07/07/2016	Aedes vexans	24	18 %	
	07/07/2016	Coquillettidia perturban	1	1 %	
	07/07/2016	Culex pipiens	5	4 %	
	07/07/2016	Culex tarsalis	100	75 %	
		<b>Trap Total</b>	<b>133</b>		<ul style="list-style-type: none"> <li><span style="color: blue;">■</span> Aedes-Oc</li> <li><span style="color: yellow;">■</span> Anopheles</li> <li><span style="color: red;">■</span> Culex</li> <li><span style="color: orange;">■</span> Culiseta</li> <li><span style="color: green;">■</span> Other</li> </ul>
<b>FC-066</b>	<b>LIGHT</b>	<b>Larimer</b>	<b>Prospect Ponds @ Drake Water</b>		
	07/06/2016	Aedes vexans	69	24 %	
	07/06/2016	Anopheles spp	1	0 %	
	07/06/2016	Coquillettidia perturban	125	44 %	
	07/06/2016	Culex pipiens	28	10 %	
	07/06/2016	Culex tarsalis	63	22 %	
	07/06/2016	Culiseta inornata	1	0 %	



Trap #	Date	Species	Count	Percent	
<b>Trap Total</b>			<b>287</b>		<ul style="list-style-type: none"> <li><span style="color: blue;">■</span> Aedes-Oc</li> <li><span style="color: yellow;">■</span> Anopheles</li> <li><span style="color: red;">■</span> Culex</li> <li><span style="color: orange;">■</span> Culiseta</li> <li><span style="color: green;">■</span> Other</li> </ul>
<b>FC-066g GRAVID</b>	<b>Larimer</b>	<b>Prospect Ponds @ Drake Water</b>			
	07/06/2016	Culex pipiens	16	100 %	
<b>Trap Total</b>			<b>16</b>		<ul style="list-style-type: none"> <li><span style="color: blue;">■</span> Aedes-Oc</li> <li><span style="color: yellow;">■</span> Anopheles</li> <li><span style="color: red;">■</span> Culex</li> <li><span style="color: orange;">■</span> Culiseta</li> <li><span style="color: green;">■</span> Other</li> </ul>
<b>FC-067 LIGHT</b>	<b>Larimer</b>	<b>Poudre River Drive at bike trail</b>			
	07/06/2016	Aedes (Oc.) dorsalis	2	0 %	
	07/06/2016	Aedes (Oc.) increpitus	103	17 %	
	07/06/2016	Aedes vexans	345	58 %	
	07/06/2016	Coquillettidia perturban	111	19 %	
	07/06/2016	Culex pipiens	11	2 %	
	07/06/2016	Culex tarsalis	12	2 %	
	07/06/2016	Culiseta inornata	13	2 %	
<b>Trap Total</b>			<b>597</b>		<ul style="list-style-type: none"> <li><span style="color: blue;">■</span> Aedes-Oc</li> <li><span style="color: yellow;">■</span> Anopheles</li> <li><span style="color: red;">■</span> Culex</li> <li><span style="color: orange;">■</span> Culiseta</li> <li><span style="color: green;">■</span> Other</li> </ul>
<b>FC-069 LIGHT</b>	<b>Larimer</b>	<b>Linden Lake Rd</b>			
	07/06/2016	Aedes (Oc.) dorsalis	7	11 %	
	07/06/2016	Aedes vexans	53	84 %	
	07/06/2016	Culiseta inornata	3	5 %	
<b>Trap Total</b>			<b>63</b>		<ul style="list-style-type: none"> <li><span style="color: blue;">■</span> Aedes-Oc</li> <li><span style="color: yellow;">■</span> Anopheles</li> <li><span style="color: red;">■</span> Culex</li> <li><span style="color: orange;">■</span> Culiseta</li> <li><span style="color: green;">■</span> Other</li> </ul>
<b>FC-072 LIGHT</b>	<b>Larimer</b>	<b>422 Lake Drive Alley</b>			
	07/06/2016	Aedes (Oc.) melanimon	1	8 %	
	07/06/2016	Aedes (Oc.) trivittatus	3	25 %	
	07/06/2016	Aedes vexans	1	8 %	
	07/06/2016	Culex pipiens	5	42 %	
	07/06/2016	Culex tarsalis	2	17 %	
<b>Trap Total</b>			<b>12</b>		<ul style="list-style-type: none"> <li><span style="color: blue;">■</span> Aedes-Oc</li> <li><span style="color: yellow;">■</span> Anopheles</li> <li><span style="color: red;">■</span> Culex</li> <li><span style="color: orange;">■</span> Culiseta</li> <li><span style="color: green;">■</span> Other</li> </ul>


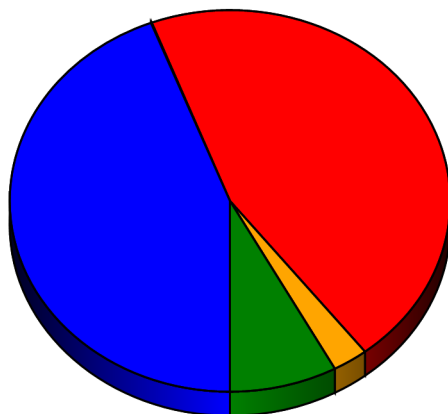




Trap #	Date	Species	Count	Percent
<b>FC-073</b>	<b>LIGHT</b>	<b>Larimer</b>	<b>118 Grant</b>	
	07/07/2016	Aedes vexans	6	27 %
	07/07/2016	Culex pipiens	10	45 %
	07/07/2016	Culex tarsalis	5	23 %
	07/07/2016	Culiseta inornata	1	5 %
		<b>Trap Total</b>	<b>22</b>	
<b>FC-074</b>	<b>LIGHT</b>	<b>Larimer</b>	<b>Rockcreek</b>	
	07/07/2016	Aedes (Oc.) increpitus	2	3 %
	07/07/2016	Aedes (Oc.) melanimon	4	6 %
	07/07/2016	Aedes vexans	25	40 %
	07/07/2016	Culex tarsalis	30	48 %
	07/07/2016	Culiseta inornata	2	3 %
		<b>Trap Total</b>	<b>63</b>	
<b>FC-075</b>	<b>LIGHT</b>	<b>Larimer</b>	<b>North Sage Creek</b>	
	07/07/2016	Aedes vexans	11	17 %
	07/07/2016	Culex pipiens	5	8 %
	07/07/2016	Culex tarsalis	49	74 %
	07/07/2016	Culiseta inornata	1	2 %
		<b>Trap Total</b>	<b>66</b>	
<b>FC-075g</b>	<b>GRAVID</b>	<b>Larimer</b>	<b>North Sage Creek Gravid</b>	
	07/07/2016	Culex pipiens	98	99 %
	07/07/2016	Culiseta inornata	1	1 %
		<b>Trap Total</b>	<b>99</b>	
<b>FC-088g</b>	<b>GRAVID</b>	<b>Larimer</b>	<b>English Ranch Park</b>	
	07/07/2016	Culex pipiens	18	100 %



Trap #	Date	Species	Count	Percent	
		<b>Trap Total</b>	<b>18</b>		<ul style="list-style-type: none"> <li><span style="color: blue;">■</span> Aedes-Oc</li> <li><span style="color: yellow;">■</span> Anopheles</li> <li><span style="color: red;">■</span> Culex</li> <li><span style="color: orange;">■</span> Culiseta</li> <li><span style="color: green;">■</span> Other</li> </ul>
<b>FC-090g GRAVID</b>	<b>Larimer</b>	<b>Mountain Grandview Cemetery</b>			
	07/07/2016	Culex pipiens	32	100 %	
		<b>Trap Total</b>	<b>32</b>		<ul style="list-style-type: none"> <li><span style="color: blue;">■</span> Aedes-Oc</li> <li><span style="color: yellow;">■</span> Anopheles</li> <li><span style="color: red;">■</span> Culex</li> <li><span style="color: orange;">■</span> Culiseta</li> <li><span style="color: green;">■</span> Other</li> </ul>
<b>FC-091g GRAVID</b>	<b>Larimer</b>	<b>PVH</b>			
	07/06/2016	Culex pipiens	8	100 %	
		<b>Trap Total</b>	<b>8</b>		<ul style="list-style-type: none"> <li><span style="color: blue;">■</span> Aedes-Oc</li> <li><span style="color: yellow;">■</span> Anopheles</li> <li><span style="color: red;">■</span> Culex</li> <li><span style="color: orange;">■</span> Culiseta</li> <li><span style="color: green;">■</span> Other</li> </ul>
<b>FC-092g GRAVID</b>	<b>Larimer</b>	<b>Udall Natural Area</b>			
	07/06/2016	Culex pipiens	7	100 %	
		<b>Trap Total</b>	<b>7</b>		<ul style="list-style-type: none"> <li><span style="color: blue;">■</span> Aedes-Oc</li> <li><span style="color: yellow;">■</span> Anopheles</li> <li><span style="color: red;">■</span> Culex</li> <li><span style="color: orange;">■</span> Culiseta</li> <li><span style="color: green;">■</span> Other</li> </ul>
<b>Grand Total</b>			<b>3,227</b>		



TOTAL	%
1,425	44 %
2	0 %
1,461	45 %
84	3 %
255	8 %