

WHY USE A ROUNDABOUT?

SAFETY

Roundabouts have been shown to reduce fatal and injury accidents as much as 60% in the United States. This is attributed to slower speeds and reduced number of conflict points (any point where an accident is likely to occur).

REDUCED DELAY

By yielding at the entry rather than stopping and waiting for a green light, delay is significantly reduced.

CAPACITY

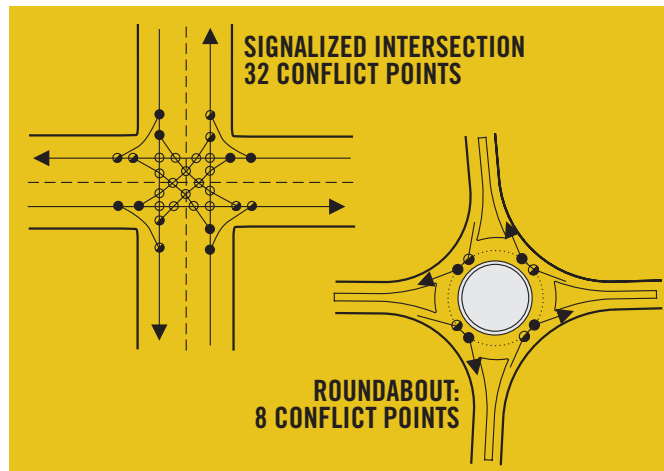
Intersections with a high volume of left turns are less congested with a roundabout than with a traffic signal.

ENVIRONMENTAL

Fewer stops and starts reduce fuel consumption and limit air pollution.

REDUCED COSTS

Roundabouts eliminate maintenance and electricity costs associated with traffic signals by approximately \$5,000 per year per intersection.



SIGNS AT A ROUNDABOUT

Roundabouts are easy to use. Simply position your vehicle correctly and indicate where you want to go.

SIGNS AND MARKINGS GUIDE THE WAY



Advance roundabout warning signs advise you are approaching the roundabout.

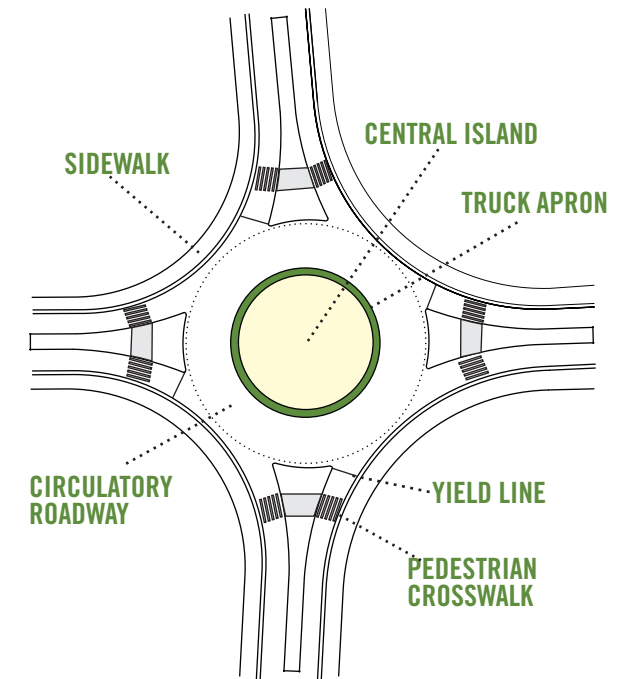


Pedestrian Crossing Signs warn drivers that pedestrians may be present and have the right-of-way.



Roundabout YIELD signs and pavement markings are placed at the intersection of each approach road at roundabout.

ROUNDABOUT USER GUIDE

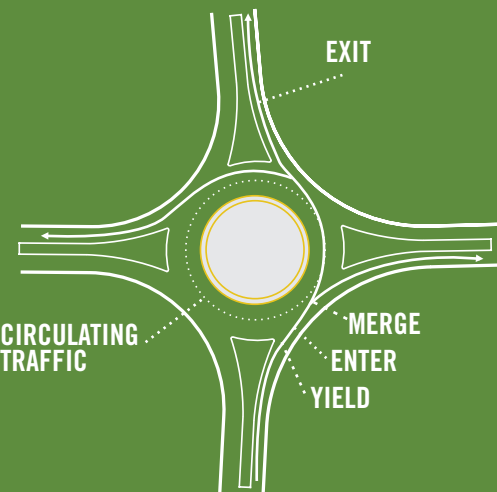


TRAFFIC OPERATIONS
PO BOX 580
FORT COLLINS, CO 80522
970.221.6630

MOTOR VEHICLES

APPROACHING & ENTERING THE ROUNDABOUT

- Follow the lane designation signs and choose the proper lane. Slow down and yield to pedestrians in the crosswalk.
- Look to the left. Traffic in the roundabout has the right-of-way.
- Approach the yield line and enter the roundabout when there is an enough space between cars.
- If another car is waiting at the yield line ahead of you, do not stop in the crosswalk.
- Bicyclists are permitted to ride in the lane just as other vehicles do. Do not pass a bicyclist in the roundabout.



EXITING A ROUNDABOUT

- Proceed counter-clockwise to your exit. You now have the right-of-way.
- As you approach your exit, turn on your right turn signal, and yield to pedestrians.

TRUCKS

- Large trucks and trailers may drive (usually with just the rear wheels) on the raised pavement of the truck apron to handle the tight turning radius.
- Cars should not use the truck apron.

PEDESTRIANS

- Stay on the designated walkways at all times.
 - Cross only at the designated crosswalk.
 - Never cross to the central island.
 - Cross the roadway one lane at a time, using the splitter island as a refuge area before crossing the next lane.

BICYCLISTS

- If you are comfortable riding in traffic, take the lane and circulate like you are a vehicle, making sure you yield to traffic in the circle when entering.
- Ride at the speed of the circular road-way to discourage cars from passing you.
- Use your right hand signal when exiting.
- If you are unsure about using the roundabout, you may use the designated Sidewalk and crosswalks.

REMEMBER

- Vehicles entering the roundabout **MUST YIELD** to vehicles in the roundabout, as well as to pedestrians and bicyclists.
- Pedestrians, bicycle riders, and motorcyclists are often very hard to see. Always keep an eye out for them.
- Large vehicles like buses and trucks may need additional width to enter or leave a roundabout. Keep clear of them and always yield to vehicles that are in the roundabout.
- Do not stop in the roundabout to let others enter. Keep moving...