

# Rental Housing Survey Results

2011 Spring-population-CSU students

- 2249 random sample of students surveyed by email
- 313 respondents = 14% response rate

## **GENDER**

- 30.45% male
- 69.55% female

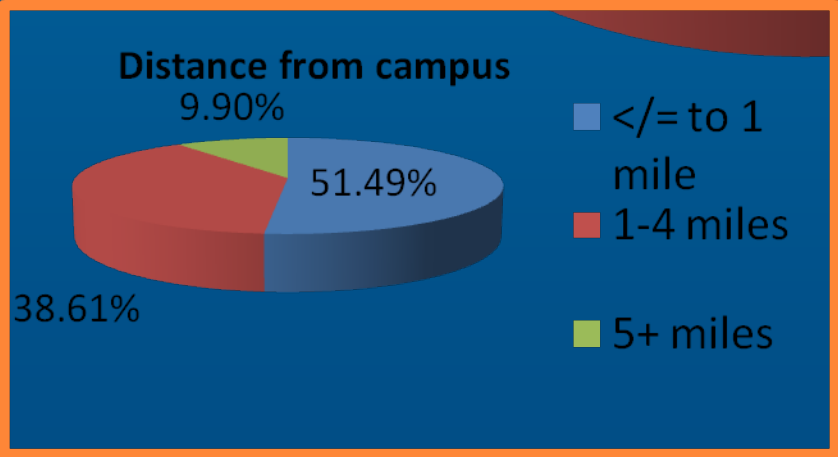
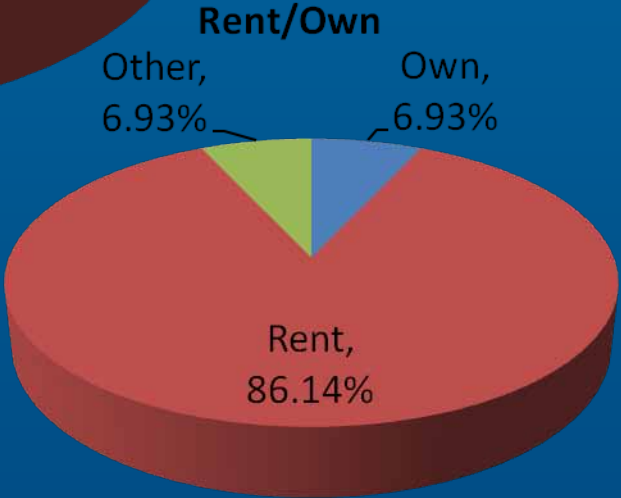
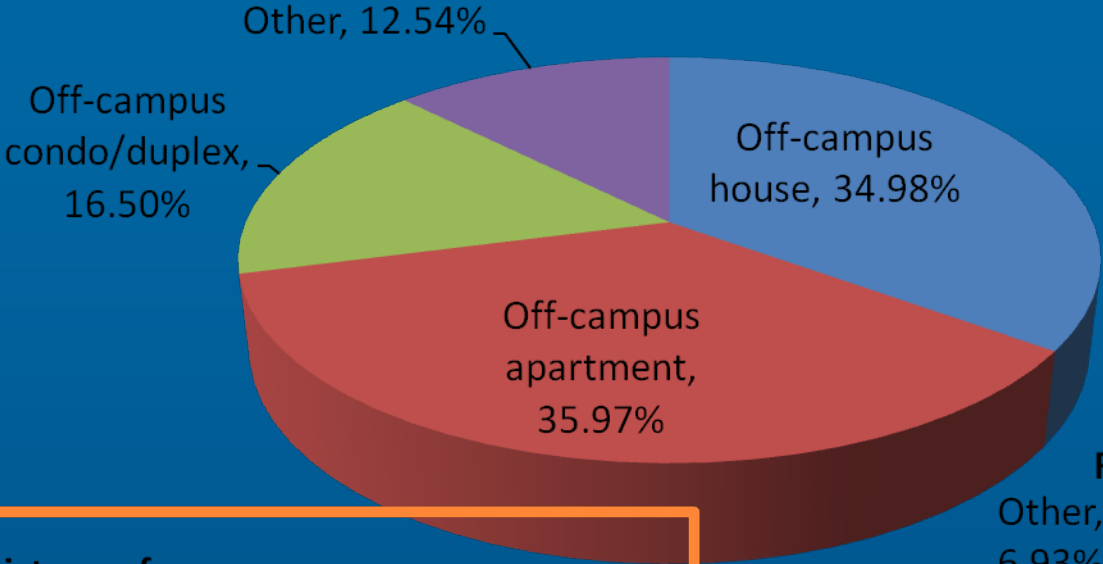
## **AGE**

- 11.54%, 18-19
- 41.03%, 20-21
- 18.27%, 22-23
- 12.18%, 24-25
- 16.99%, 26+

## **•CLASS YEAR**

- 4.49%, Freshman
- 20.19% Sophomore
- 31.73%, Junior
- 20.83%, Senior
- 22.76%, Other

# Current Living Arrangement

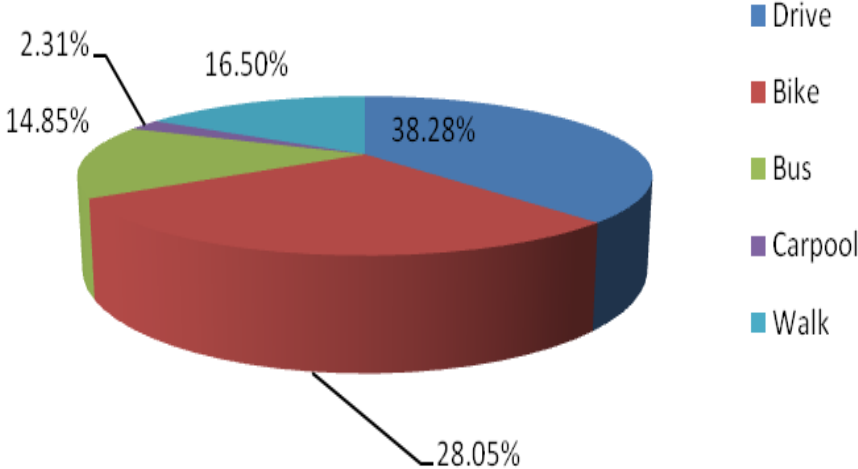


# Transportation

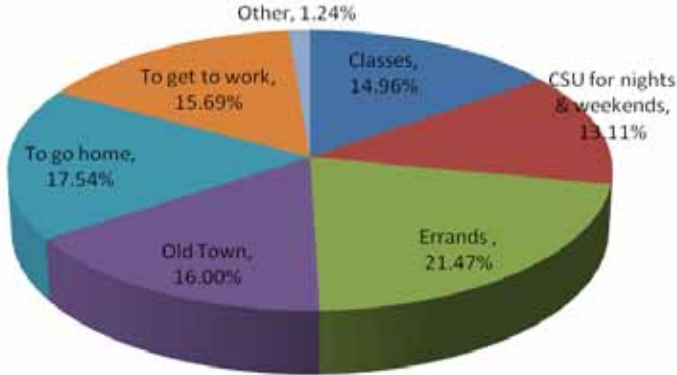
## Did you bring a car to campus?

Yes- 81%  
No-19%

## Most frequent method for commuting to campus



## Typical car use



# Important Factors in Choosing a Rental

## Order of Ranked Importance

1. Price of rental unit- 94%
2. Proximity to campus  
(walking/biking distance)- 80%
3. Type of amenities offered- 79%
4. Number of bedrooms- 77%
5. Parking- 75%
6. Size of unit- 64%
7. Proximity to campus (driving  
distance)- 61%
8. Proximity to retail – 56%
9. Proximity to bus route- 48%
10. Pet-friendly- 45%
11. Energy efficient building- 44%
12. Green/Environmentally  
friendly building- 22%
13. Furnished- 18%
14. Exercise facility- 15%
15. Leased by the room- 15%
16. Parking garage- 14%

# Amenities Offered & Rent Price

## Extremely important to Very important

- Full kitchen (86%)
- Washer/dryer in the unit (76%)
- Closets/storage (75%)
- Large living room (59%)

## Slightly important to Not at all important

- Clubhouse (76%)
- Garden space (63%)
- Parking garage (61%)

## Rent

- 37% said they would **pay up to 10% more** to have their amenities of interest.
- 36% can afford to pay \$401-500 for their portion of the rent
- 33% can afford \$301-400 per month.
- Based on the above cost statement most students (26%) would prefer to live with 2 roommates.

# Housing Preferences

## # of roommates preferred

- 22% would prefer no roommates,
- 23% prefer 1 roommate
- 26% prefer 2 roommates
- 20% prefer 3 roommates
- 9% prefer 4 or more roommates

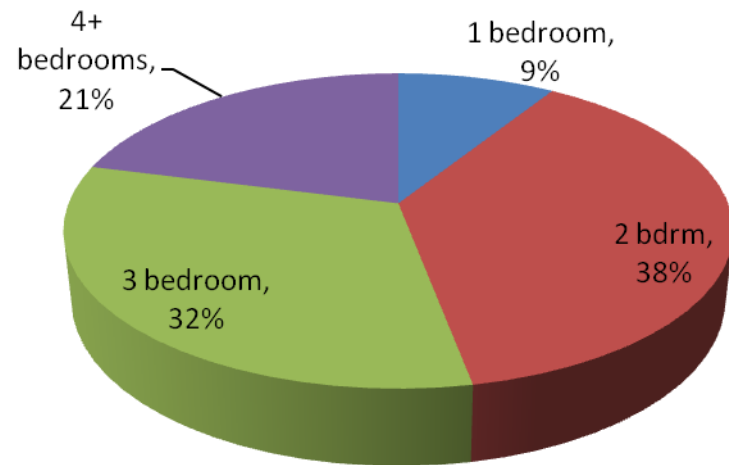
## Utility payment

- 71% prefer to have utilities included in the rent.

## Pet options

- The majority believed that living with a pet was important, but were unwilling to pay extra to have a pet or were only willing to pay up to \$50/month to live with a pet

## # of bedrooms preferred



# Housing Preference cont'd.

## Type of residence (ranked 1-5)

- 1 House in a neighborhood
- 2 Off-campus condo/duplex/townhome
- 3 Off-campus apartment
- 4 On-campus apartment
- 5 Residence hall

## Community preference (ranked 1-3)

- 1 Living in a neighborhood/complex with students and long-term residents.
- 2 Living in a neighborhood/complex with students , faculty and staff.
- 3 Living in a neighborhood/complex with only students.

## Location

- 62% of students would pay more to live near campus (Laurel to Prospect) with another 34% willing to pay more to live near Old Town (Cherry to Laurel)

# Housing Preference cont'd.

## Length of lease

- 73% of students stay in Fort Collins during the summer months
- 54% prefer a 12 month lease
- 32% prefer a lease for the academic year

## # of floor levels students feel comfortable with

- The majority of students felt comfortable living in a building with 1-3 floors (90%)
  - 61% felt comfortable in a building with 4-7 floors
  - 34% felt comfortable with 8 or more floors.
- 
- 76% are willing to live in a larger, high-density complex if there are adequate sound barriers within the walls and floors.