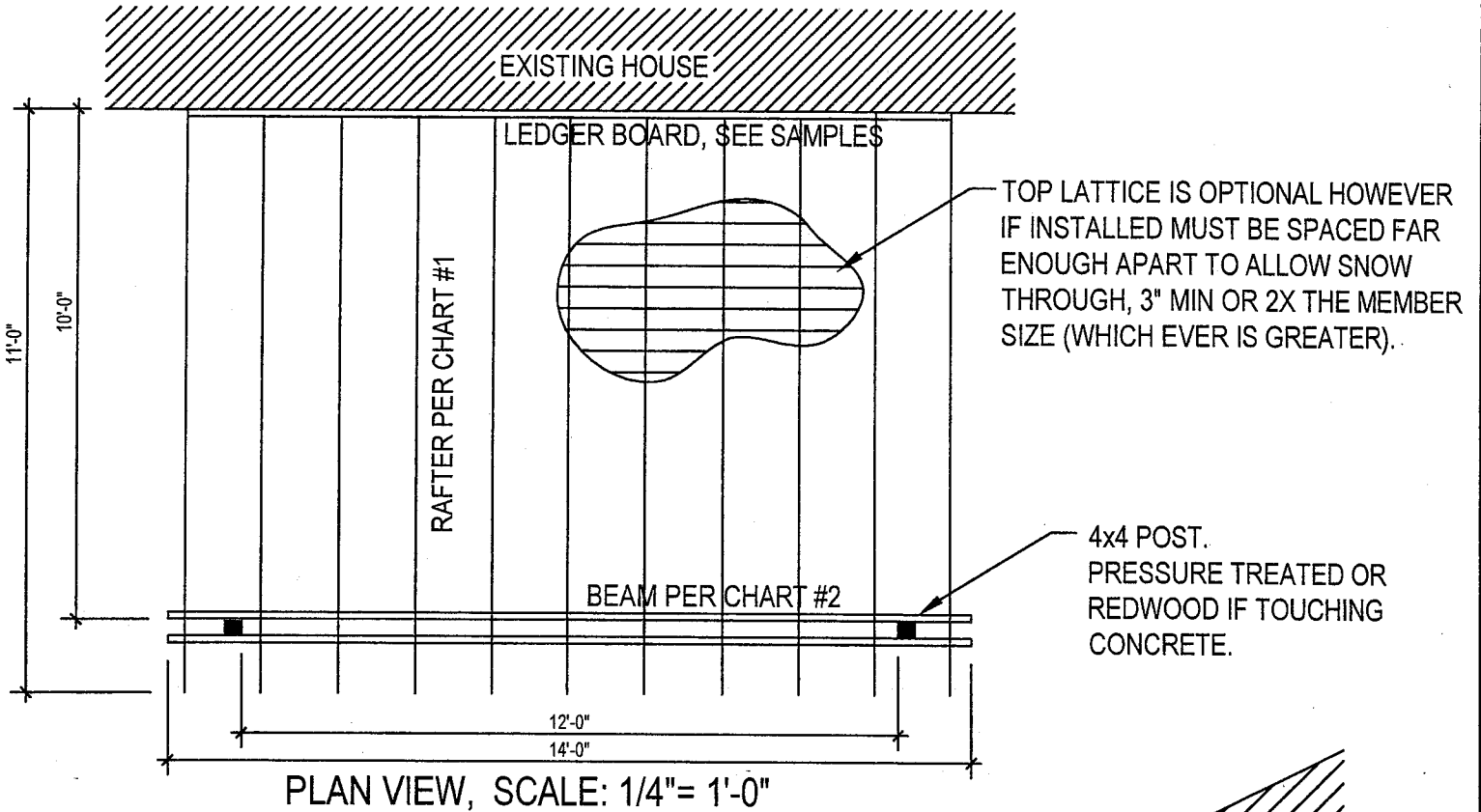


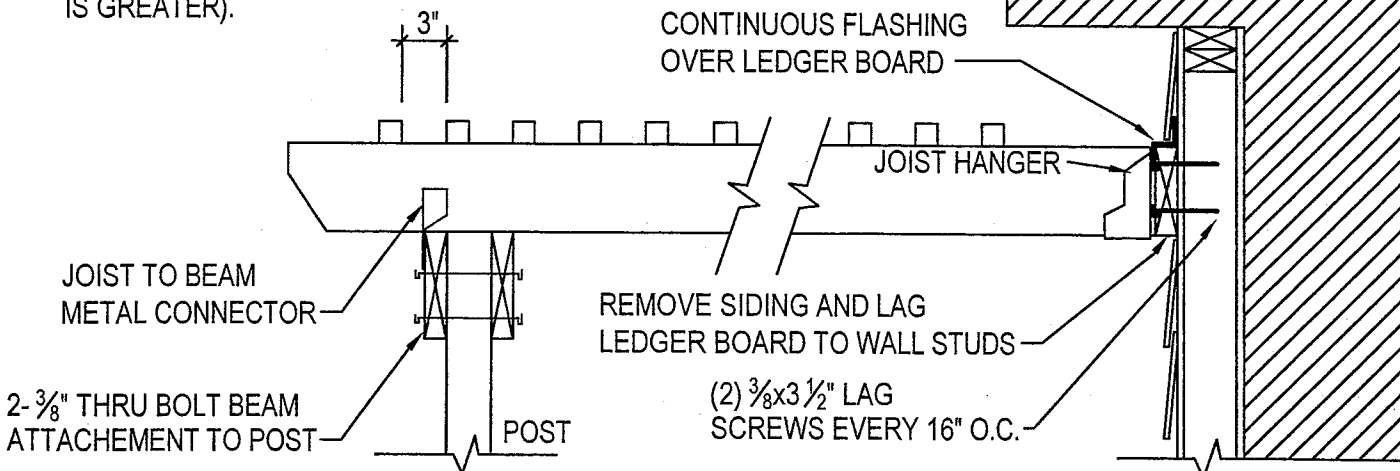
RESIDENTIAL SUNSHADE HANDOUT - 2009 IRC

REVISED 2/10/11

PERMITS ARE REQUIRED FOR SUNSHADE'S.



GAP BETWEEN LATTICE = 2X THE MEMBER SIZE OR 3" (WHICH EVER IS GREATER).

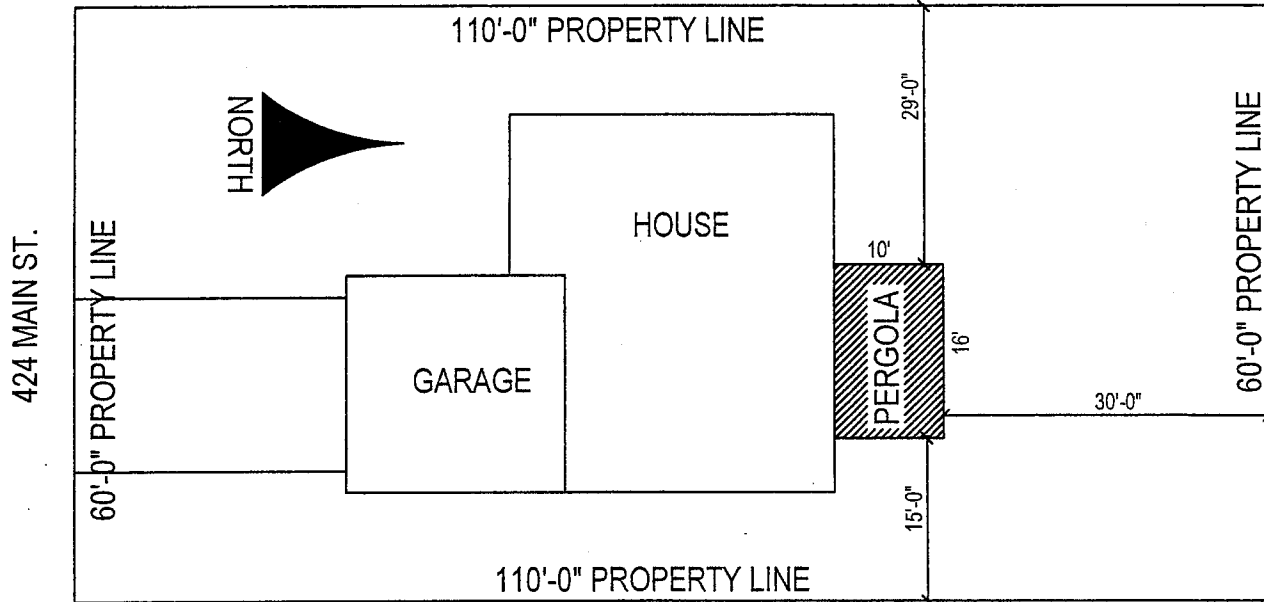


RAFTER TO BEAM & LEDGER BOARD DETAIL

SUNSHADE SPAN CHARTS

Sunshade rafters				
Rafter span in feet		2x4	2x6	2x8
	6'	24"	24"	24"
	7'	24"	24"	24"
	8'	24"	24"	24"
	9'	24"	24"	24"
	10'	16"	24"	24"
	11'	12"	24"	24"
	12'	na	24"	24"
	13'	na	24"	24"
	14'	na	24"	24"
	15'	na	16"	24"
	16'	na	16"	24"
	17'	na	12"	24"
18'	na	12"	24"	

Beam span in feet					
Rafter Span in Feet		6 ft.	8 ft.	10 ft	12 ft
	8'	(2) 2x4's	(2) 2x4's	(2) 2x6's	(2) 2x6's
	9'	(2) 2x4's	(2) 2x4's	(2) 2x6's	(2) 2x6's
	10'	(2) 2x4's	(2) 2x4's	(2) 2x6's	(2) 2x6's
	11'	(2) 2x4's	(2) 2x4's	(2) 2x6's	(2) 2x6's
	12'	(2) 2x4's	(2) 2x4's	(2) 2x6's	(2) 2x8's
	13'	(2) 2x4's	(2) 2x4's	(2) 2x6's	(2) 2x8's
	14'	(2) 2x4's	(2) 2x6's	(2) 2x6's	(2) 2x8's
	15'	(2) 2x4's	(2) 2x6's	(2) 2x6's	(2) 2x8's
	16'	(2) 2x4's	(2) 2x6's	(2) 2x6's	(2) 2x8's
	17'	(2) 2x4's	(2) 2x6's	(2) 2x6's	(2) 2x8's
	18'	(2) 2x4's	(2) 2x6's	(2) 2x8's	(2) 2x8's



Submittal Requirements for Sunshade

- Two sets of plans of the proposed sunshade. See the front page as an example of the plans you will need to submit. Engineering is required for buildings projects with structural spans beyond the charts shown, the remainder of the plans *do not* have to be professionally drawn, nor computer generated, but must be neat, clean and legible.
- Two sets of site plans, drawn to scale, on paper no bigger than 8 1/2" x 14", see example above.
- Completed two-part application form, available with other Building and Zoning handouts at 281 N. College Ave or on the website www.fcgov.com The legal information requested on the application must be completed in full.
- Completed Homeowner's Affidavit, if applicable (for homeowners doing the construction). The form is available at Building and Zoning, 281 N. College Ave.

Required inspections:

- Final inspection