



CITY OF FORT COLLINS ART IN PUBLIC PLACES PROGRAM
2015 COMMUNITY TRANSFORMER CABINET PRELIMINARY CONCEPT IMAGE




NAME: MENTOR/LEADER: Kirstan Chalfant Visual Arts Teacher at Poudre Community Academy, 2450 Laporte Ave.

PHONE: _____ **EMAIL:** _____

IMAGE DESCRIPTION/NARRATIVE: Our theme and plan for our transformer cabinet this year goes along with the theme of CommUnity and Art Experimentation. We decided that we wanted to do a large zentangle, focusing on lines and shapes with a focus on abstract imagery in black with different color schemed splatter paint in the background for each side. Our black zentangle image came together with the hands of many PCA students putting forth their skills to fill and connect each of their parts they drew together. We decided that our zentangle was on to large of a scale, so I took zoomed in pictures of the most interesting areas, which abstracted it even more. The images of splatter paint for the background will vary with the color schemes we choose. We will then project the abstract pictures onto the splatter background and paint in the zentangle. Lastly, we will come in with paint sharpies to do any touch ups and other details.

CITY OF FORT COLLINS ART IN PUBLIC PLACES PROGRAM
2015 COMMUNITY TRANSFORMER CABINET PRELIMINARY CONCEPT IMAGE



NAME: MENTOR/LEADER: Kirstan Chalfant Visual Arts Teacher at Poudre Community Academy, 2450 Laporte Ave.

PHONE: _____ EMAIL: _____

IMAGE DESCRIPTION/NARRATIVE: Our theme and plan for our transformer cabinet this year goes along with the theme of CommUnity and Art Experimentation. We decided that we wanted to do a large zentangle, focusing on lines and shapes with a focus on abstract imagery in black with different color schemed splatter paint in the background for each side. Our black zentangle image came together with the hands of many PCA students putting forth their skills to fill and connect each of their parts they drew together. We decided that our zentangle was on to large of a scale, so I took zoomed in pictures of the most interesting areas, which abstracted it even more. The images of splatter paint for the background will vary with the color schemes we choose. We will then project the abstract pictures onto the splatter background and paint in the zentangle. Lastly, we will come in with paint sharpies to do any touch ups and other details.